













Free Consonant Blends Worksheets

Name _____

PICK THE BLEND

 <input type="text"/> ab	 <input type="text"/> ee
 <input type="text"/> ush	 <input type="text"/> og
 <input type="text"/> op	 <input type="text"/> apes
 <input type="text"/> actor	 <input type="text"/> idge
 <input type="text"/> idge	 <input type="text"/> ess
 <input type="text"/> ass	 <input type="text"/> own



www.englishforkidz.com

Free consonant blends worksheets are invaluable resources for educators and parents looking to enhance children's phonetic skills. These worksheets provide engaging activities that help young learners grasp the concept of consonant blends—two or more consonants combined at the beginning or end of words that create distinct sounds. In this article, we will explore the importance of consonant blends, the benefits of using worksheets, where to find quality resources, and tips for effectively using these worksheets in your teaching or home-learning environment.

Understanding Consonant Blends

Consonant blends occur when two or more consonant sounds are pronounced together in a word without losing their individual sounds. For example, in the word "blame," the "b" and "l" sounds blend together, but both are still audibly distinct. Understanding consonant blends is essential for developing phonemic awareness, which is a critical skill for reading and writing.

The Different Types of Consonant Blends

Consonant blends can be categorized based on their positions in words:

- **Initial Blends:** These occur at the beginning of a word. Examples include "bl," "cl," "gr," "st," and "tr."
- **Final Blends:** These appear at the end of a word. Examples include "nd," "lt," "mp," and "sk."

Understanding the different types of blends can help learners recognize patterns in words, enhancing their reading fluency.

The Importance of Consonant Blends Worksheets

Worksheets focused on consonant blends are essential tools for reinforcing phonetic skills. Here are several reasons why they are beneficial:

1. Enhancing Phonemic Awareness

Worksheets help children identify and manipulate sounds in words. Activities may include matching words with their corresponding images, filling in missing letters, or sorting words based on their initial or final blends. These exercises foster a deeper understanding of how sounds work together in language.

2. Promoting Vocabulary Development

As children work through consonant blends worksheets, they are introduced to new vocabulary. This exposure is crucial for building their language skills and expanding their word bank, making them more confident readers and

writers.

3. Improving Spelling Skills

By practicing consonant blends, children develop a better grasp of spelling patterns. Worksheets often include exercises where learners can practice writing words with blends, which reinforces correct spelling through repetition.

4. Engaging Learning Experience

Worksheets can be designed to be colorful and engaging, incorporating games, puzzles, and illustrations that captivate students' attention. This interactive approach makes learning about consonant blends fun and less intimidating for young learners.

Where to Find Free Consonant Blends Worksheets

There are numerous online resources where you can find free consonant blends worksheets. Here are some popular websites offering high-quality materials:

- **Education.com:** This site offers a variety of printable worksheets focusing on consonant blends, including games and activities for different grade levels.
- **Teachers Pay Teachers:** While many resources are paid, there are also free worksheets available from educators who share their materials.
- **Scholastic:** Scholastic provides a range of educational resources, including free downloadable worksheets that focus on phonics and consonant blends.
- **K5 Learning:** This site specializes in early literacy resources, including consonant blends worksheets that are easy to print and use.
- **Super Teacher Worksheets:** This website has a selection of free worksheets related to consonant blends, along with other phonics resources.

Tips for Using Consonant Blends Worksheets Effectively

To maximize the benefits of consonant blends worksheets, consider the following tips:

1. Assess Prior Knowledge

Before introducing worksheets, assess the child's current understanding of consonant sounds and blends. This will help you tailor the activities to their skill level and ensure they are neither too challenging nor too easy.

2. Incorporate Hands-On Activities

To make learning more dynamic, combine worksheets with hands-on activities. For instance, use letter tiles to build words or create a scavenger hunt where children find objects around the house that contain consonant blends.

3. Monitor Progress

Keep track of the child's progress by regularly reviewing completed worksheets and providing feedback. Celebrate their successes and offer assistance where needed to encourage a positive learning experience.

4. Create a Routine

Incorporate consonant blends practice into a daily or weekly learning routine. Consistency helps reinforce skills and builds confidence.

5. Encourage Peer or Family Interaction

Learning can be more enjoyable when done together. Encourage children to work with peers or family members on worksheets. They can quiz each other on blends or read words aloud, promoting cooperative learning.

Conclusion

Free consonant blends worksheets are essential tools for fostering early

literacy skills in young learners. By understanding consonant blends and utilizing engaging worksheets, educators and parents can support children's phonemic awareness, vocabulary, and spelling abilities. With a wealth of online resources available, finding quality worksheets is easier than ever. By implementing effective strategies for using these resources, you can create a positive and productive learning environment that will set children on the path to reading success.

Frequently Asked Questions

What are consonant blends?

Consonant blends are groups of two or three consonants that appear together in words, where each consonant is heard distinctly, such as 'bl' in 'black' or 'str' in 'street'.

Why are consonant blends important for early readers?

Consonant blends are crucial for early readers as they help develop phonemic awareness, improve decoding skills, and enhance vocabulary by teaching them to recognize and pronounce blended sounds.

Where can I find free consonant blends worksheets?

Free consonant blends worksheets can be found on educational websites, teaching resources, and platforms like Teachers Pay Teachers, Education.com, and various homeschooling blogs.

What types of activities are included in consonant blends worksheets?

Consonant blends worksheets often include activities such as matching, fill-in-the-blank exercises, word sorting, and reading passages that emphasize blending sounds.

How can I effectively use consonant blends worksheets in the classroom?

To effectively use consonant blends worksheets in the classroom, introduce the concept with examples, provide guided practice, then allow students to complete worksheets independently while offering support as needed.

Are there any online resources for interactive consonant blends practice?

Yes, many educational websites offer interactive activities and games focused on consonant blends, such as ABCmouse, Starfall, and PBS LearningMedia, which

can complement traditional worksheets.

Can consonant blends worksheets cater to different learning levels?

Absolutely! Consonant blends worksheets can be tailored for different learning levels by adjusting the complexity of the words used, providing visual aids, or incorporating varying degrees of support for students.

How often should consonant blends worksheets be incorporated into lessons?

Consonant blends worksheets should be incorporated regularly in lessons, ideally a few times a week, to reinforce learning and help students practice blending sounds consistently.

What should I look for in quality consonant blends worksheets?

When looking for quality consonant blends worksheets, check for clear instructions, engaging visuals, a variety of activities, and alignment with phonics standards to effectively support student learning.

Find other PDF article:

<https://soc.up.edu.ph/67-blur/Book?dataid=vGT41-0366&title=windows-server-2022-build-history.pdf>

Free Consonant Blends Worksheets

Create a Gmail account - Google Help

Create an account Tip: To use Gmail for your business, a Google Workspace account might be better for you than a personal Google Account. With Google Workspace, you get increased ...

Download Chrome - Google Help

On your iPhone or iPad, open App Store. In the search bar, enter Chrome. Tap Get. To install, follow the on-screen instructions. If prompted, enter your Apple ID password. To start ...

Gmail Help

Official Gmail Help Center where you can find tips and tutorials on using Gmail and other answers to frequently asked questions.

Google Help

If you're having trouble accessing a Google product, there's a chance we're currently experiencing a temporary problem. You can check for outages and downtime on the Google Workspace ...

How to install Chrome Important: Before you download, you can check if Chrome supports your operating system and other system requirements.

You can search for “free email providers” to find another email provider you like and set up an account. Once you create a new email address, you can use that to set up a Google Account.

Official Google Translate Help Center where you can find tips and tutorials on using Google Translate and other answers to frequently asked questions.

2011 年 1 月 ...

2011 年 1 月 ...

On your device, go to the Apps section. Tap Google Play Store . The app will open and you can search and browse for content to download.

Create an account Tip: To use Gmail for your business, a Google Workspace account might be better for you than a personal Google Account. With Google Workspace, you get increased ...

On your iPhone or iPad, open App Store. In the search bar, enter Chrome. Tap Get. To install, follow the on-screen instructions. If prompted, enter your Apple ID password. To start ...

Official Gmail Help Center where you can find tips and tutorials on using Gmail and other answers to frequently asked questions.

If you're having trouble accessing a Google product, there's a chance we're currently experiencing a temporary problem. You can check for outages and downtime on the Google Workspace ...

How to install Chrome Important: Before you download, you can check if Chrome supports your operating system and other system requirements.

You can search for “free email providers” to find another email provider you like and set up an account. Once you create a new email address, you can use that to set up a Google Account.

Official Google Translate Help Center where you can find tips and tutorials on using Google Translate and other answers to frequently asked questions.

2011 1 ...

2011 1 ...

On your device, go to the Apps section. Tap Google Play Store . The app will open and you can search and browse for content to download.

[Back to Home](#)