

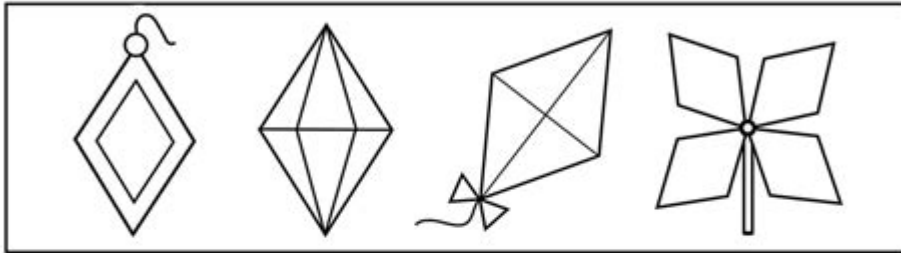
# Free Printable Diamond Shape Worksheets

Name:

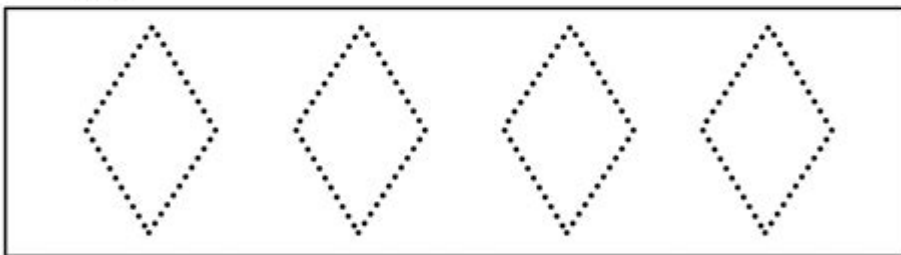
Date:

## DIAMOND


Color.



Trace.



Find 6 Diamonds.



Free printable diamond shape worksheets are an excellent resource for educators and parents looking to enhance their children's understanding of geometric shapes. These worksheets not only engage young learners but also help them develop essential skills such as shape recognition, fine motor skills, and even early math concepts. In this article, we will explore the various aspects of diamond shape worksheets, their benefits, and how to effectively use them in different educational settings.

## Understanding the Diamond Shape

# Definition and Characteristics

The diamond shape, often referred to as a rhombus, is a four-sided figure with equal-length sides and opposite angles that are equal. Here are some key characteristics of a diamond shape:

1. Equal Sides: All four sides of a diamond are of equal length.
2. Opposite Angles: The angles opposite each other are equal.
3. Symmetry: A diamond shape has two lines of symmetry.
4. Diagonals: The diagonals of a diamond shape intersect at right angles and bisect each other.

## Real-World Examples of Diamond Shapes

Understanding where diamond shapes appear in the real world can help children relate their learning to everyday life. Some examples include:

- Playing Cards: The diamond suit in a deck of cards.
- Jewelry: Diamonds in rings or pendants.
- Road Signs: Certain warning signs are diamond-shaped.
- Art: Many patterns and designs incorporate diamond shapes.

## The Benefits of Diamond Shape Worksheets

Using free printable diamond shape worksheets offers numerous benefits for young learners, particularly in preschool and early elementary grades. Here are some key advantages:

### 1. Shape Recognition

Worksheets focusing on diamond shapes help children recognize and identify this specific geometric figure among others. This recognition is crucial as it lays the groundwork for more complex mathematics later on.

### 2. Fine Motor Skills Development

Many worksheets include activities that require tracing, coloring, or cutting out diamond shapes. These activities help improve fine motor skills, which are essential for tasks such as writing and self-care.

### 3. Creativity and Imagination

Worksheets that encourage coloring or creative design using diamond shapes foster creativity.

Children can use different colors and patterns, allowing them to express themselves artistically.

## **4. Problem-Solving Skills**

Some worksheets might incorporate puzzles or problems that require children to use critical thinking to solve. This promotes problem-solving skills and logical reasoning.

## **5. Coordination of Visual and Motor Skills**

Activities that involve drawing or assembling diamond shapes help improve hand-eye coordination, which is important for many physical activities and academic tasks.

# **Types of Diamond Shape Worksheets**

Free printable diamond shape worksheets come in various types to cater to different learning objectives. Here are some popular formats:

## **1. Tracing Worksheets**

Tracing worksheets involve outlines of diamond shapes that children can follow with a pencil or crayon. This type of activity is excellent for developing fine motor skills and teaching children how to form shapes accurately.

## **2. Coloring Worksheets**

Coloring worksheets feature diamond shapes that children can fill in with colors of their choice. These worksheets can also include patterns or designs within the diamonds, allowing for creative expression.

## **3. Matching Worksheets**

Matching worksheets present children with a set of diamond shapes alongside various other shapes. The task is to match the diamond shapes with their identical counterparts, reinforcing shape recognition.

## **4. Cut and Paste Worksheets**

Cut and paste activities involve cutting out diamond shapes from the worksheet and pasting them onto another sheet or within a designated area. This activity combines fine motor skills and creativity.

## **5. Puzzle Worksheets**

Puzzle worksheets may include diamond shapes as part of a larger geometric puzzle. Children must solve or complete the puzzle, encouraging critical thinking and problem-solving skills.

## **How to Use Diamond Shape Worksheets**

Incorporating free printable diamond shape worksheets into your teaching or home-schooling routine can be done effectively with the following strategies:

### **1. Introduce the Shape**

Before diving into the worksheets, introduce the diamond shape to the children. Use real-life examples and draw the shape on a board. Explain its characteristics, such as its equal sides and angles.

### **2. Engage with Interactive Activities**

Use physical objects shaped like diamonds for children to handle. This tactile experience can enhance their understanding and recognition of the shape.

### **3. Use Worksheets as a Reinforcement Tool**

After teaching the diamond shape, provide worksheets to reinforce the lesson. Make sure to choose a variety of worksheet types to maintain engagement and cater to different learning styles.

### **4. Encourage Creativity**

Allow children to use the worksheets for creative projects. For example, they could create a diamond collage using cut-out shapes or design a pattern using colored diamonds.

### **5. Assess Understanding**

After completing the worksheets, assess children's understanding by asking them to identify diamond

shapes in their environment or during a follow-up activity. This helps solidify their learning.

## **Where to Find Free Printable Diamond Shape Worksheets**

There are various resources available for parents and educators looking for free printable diamond shape worksheets. Here are some suggestions:

1. **Educational Websites:** Numerous educational platforms offer free printable worksheets. Websites like Education.com or Teachers Pay Teachers often have resources created by experienced educators.
2. **Printable Worksheet Generators:** Some websites allow you to customize and generate your own worksheets based on specific shapes, including diamonds.
3. **Pinterest:** This social media platform is a treasure trove for educators and parents. Many users share free resources, including diamond shape worksheets, that can be easily accessed and printed.
4. **Homeschooling Blogs:** Many homeschooling blogs provide free printables as part of their resources for teaching various subjects, including geometry.
5. **Community Resources:** Local libraries and community centers often have educational resources available for free. They may provide access to worksheets or direct you to online resources.

## **Conclusion**

In conclusion, free printable diamond shape worksheets are an invaluable tool in early childhood education. They not only help children recognize and understand geometric shapes but also enhance their fine motor skills, creativity, and problem-solving abilities. By incorporating a variety of worksheet types and engaging activities, parents and educators can create a rich learning environment that fosters a love for learning. So, whether you're a teacher, a homeschooling parent, or just someone looking to provide extra practice, these worksheets are a fantastic resource to consider.

## **Frequently Asked Questions**

### **What are free printable diamond shape worksheets used for?**

Free printable diamond shape worksheets are often used for educational purposes, such as helping students learn about shapes, improve their geometry skills, and practice drawing or identifying diamond shapes.

### **Where can I find free printable diamond shape worksheets?**

You can find free printable diamond shape worksheets on various educational websites, teacher resource sites, and platforms like Teachers Pay Teachers, Pinterest, or dedicated worksheet creation

sites.

## **Are there different types of diamond shape worksheets available?**

Yes, there are various types of diamond shape worksheets, including tracing worksheets, coloring pages, shape identification activities, and math problems involving diamond shapes.

## **How can I use diamond shape worksheets in my classroom?**

You can use diamond shape worksheets in your classroom as part of math lessons, arts and crafts activities, or shape recognition exercises, making them a versatile tool for teaching geometry.

## **Can diamond shape worksheets be customized for different age groups?**

Absolutely! Diamond shape worksheets can be customized with varying levels of complexity, from simple tracing and coloring for younger children to more challenging geometry problems for older students.

## **What benefits do free printable diamond shape worksheets offer to students?**

Free printable diamond shape worksheets help enhance students' shape recognition skills, improve fine motor skills through tracing and coloring, and provide practice in geometry concepts, all while being cost-effective.

Find other PDF article:

<https://soc.up.edu.ph/19-theme/Book?ID=NCU58-2112&title=economic-impacts-of-hurricane-katrina.pdf>

## **[Free Printable Diamond Shape Worksheets](#)**

[Create a Google Account - Computer - Google Account Help](#)

You can search for “free email providers” to find another email provider you like and set up an account. Once you create a new email address, you can use that to set up a Google Account.

**Create a Gmail account - Google Help**

Create an account Tip: To use Gmail for your business, a Google Workspace account might be better for you than a personal Google Account. With Google Workspace, you get increased ...

**Use Google Drive for desktop**

This article will guide you through setting up and using Drive for desktop. To get started, follow these steps: Learn about Drive for desktop benefits

**Download the YouTube app - Android - YouTube Help - Google ...**

Download the YouTube app for a richer viewing experience on your smartphone, tablet, smart TV, game console, or streaming device. [How to Sign In to YouTube on](#)

## Download and install Google Chrome

You can download and install the Chrome web browser at no charge, and use it to browse the web.

☐ ☐ ☐ ☐ ☐ **G-Sync** ☐ **Free-Sync** ☐ **Adaptive-Sync**

Free-Sync 対応 G-Sync対応 Free-Sync 対応 A 対応 AMD 対応 G-Sync 対応 N 対応 NVIDIA ...

## Find the Google Play Store app

On your device, go to the Apps section. Tap Google Play Store . The app will open and you can search and browse for content to download.

## Download and install Google Chrome

How to install Chrome Important: Before you download, you can check if Chrome supports your operating system and other system requirements.

## Download Chrome - Google Help

On your iPhone or iPad, open App Store. In the search bar, enter Chrome. Tap Get. To install, follow the on-screen instructions. If prompted, enter your Apple ID password. To start ...

*Gmail Help*

Official Gmail Help Center where you can find tips and tutorials on using Gmail and other answers to frequently asked questions.

Create a Google Account - Computer - Google Account Help

You can search for “free email providers” to find another email provider you like and set up an account. Once you create a new email address, you can use that to set up a Google Account.

## Create a Gmail account - Google Help

Create an account **Tip:** To use Gmail for your business, a Google Workspace account might be better for you than a personal Google Account. With Google Workspace, you get increased ...

## Use Google Drive for desktop

This article will guide you through setting up and using Drive for desktop. To get started, follow these steps: Learn about Drive for desktop benefits

[Download the YouTube app - Android - YouTube Help - Google Help](#)

Download the YouTube app for a richer viewing experience on your smartphone, tablet, smart TV, game console, or streaming device. [How to Sign In to YouTube on](#)

## Download and install Google Chrome

You can download and install the Chrome web browser at no charge, and use it to browse the web.

## ■■■■■ G-Sync■Free-Sync ■ Adaptive-Sync

Free-Sync 対応 G-Sync対応 Free-Sync 対応 A 対応 AMD 対応 G-Sync 対応 N 対応 NVIDIA 対応 G ...

## Find the Google Play Store app

On your device, go to the Apps section. Tap Google Play Store . The app will open and you can search and browse for content to download.

#### Download and install Google Chrome

How to install Chrome Important: Before you download, you can check if Chrome supports your operating system and other system requirements.

#### **Download Chrome - Google Help**

On your iPhone or iPad, open App Store. In the search bar, enter Chrome. Tap Get. To install, follow the on-screen instructions. If prompted, enter your Apple ID password. To start browsing, tap ...

#### Gmail Help

Official Gmail Help Center where you can find tips and tutorials on using Gmail and other answers to frequently asked questions.

Discover a collection of free printable diamond shape worksheets perfect for enhancing geometry skills. Download now and make learning fun!

[Back to Home](#)