






Free Printable Cut And Paste Worksheets

Count, Cut And Paste

	
	
	
	
	
5	6
7	8
9	

Free printable cut and paste worksheets are a fantastic resource for parents and educators looking to engage children in hands-on learning activities. These worksheets not only make learning fun, but they also help develop essential skills such as fine motor skills, hand-eye coordination, and critical thinking. In this article, we will explore the benefits of cut and paste worksheets, the different types available, and tips on how to use them effectively in your teaching or homeschooling routine.

Benefits of Cut and Paste Worksheets

Cut and paste worksheets offer a myriad of benefits that can enhance a child's learning experience. Here are some key advantages:

- **Fine Motor Skill Development:** Using scissors and glue helps children develop dexterity and control over their hand movements.
- **Creativity and Imagination:** Children get the chance to express their creativity by deciding how to arrange and paste their cut-out pieces.
- **Concentration and Focus:** Completing these worksheets requires attention and focus, which can improve a child's ability to concentrate on tasks.
- **Encouragement of Critical Thinking:** Many worksheets require children to think critically about how to solve problems or complete an activity.
- **Learning Reinforcement:** Cut and paste activities can reinforce lessons taught in the classroom or at home, making learning more effective.

Types of Free Printable Cut and Paste Worksheets

There is a wide variety of cut and paste worksheets available for different age groups and subjects. Here are some popular types:

1. Educational Worksheets

These worksheets often focus on fundamental skills such as letters, numbers, shapes, and colors. Examples include:

- **Alphabet cutting and pasting:** Children can cut out letters and paste them in alphabetical order or use them to form words.
- **Number matching:** Kids can cut out numbers and match them to the correct quantity of images.
- **Shape sorting:** Children can cut out different shapes and paste them onto a labeled chart.

2. Thematic Worksheets

Thematic worksheets are designed around specific themes or seasons, enhancing engagement through relevant content. Examples include:

- **Seasonal worksheets:** Cut and paste activities related to holidays or seasons, such as decorating a Christmas tree or creating a spring garden.

- **Animal worksheets:** Children can cut out various animals and paste them in their respective habitats.
- **Story-themed worksheets:** Activities based on popular children's stories where kids can create scenes or characters.

3. Craft Worksheets

Craft worksheets provide children with the opportunity to create something tangible. These often combine art and learning, such as:

- **Collage projects:** Kids can cut out images from magazines or printables to create a themed collage.
- **Character creation:** Children can cut and assemble parts to create their own characters, promoting storytelling and imagination.

4. Math and Science Worksheets

These worksheets cater to more advanced learners and focus on specific subject areas:

- **Math manipulatives:** Children can cut and paste numbers to create equations or solve math problems.
- **Science projects:** Activities where children can cut out parts of plants, animals, or the human body and paste them in the correct order.

How to Use Free Printable Cut and Paste Worksheets Effectively

Using cut and paste worksheets can be highly productive when done correctly. Here are some tips to maximize their effectiveness:

1. Choose Age-Appropriate Worksheets

Selecting worksheets that match your child's developmental level is crucial. Younger children may benefit from simpler tasks that focus on basic skills, while older children can handle more complex activities that require critical thinking.

2. Set Up a Designated Workspace

Create a clean, organized space for cutting and pasting. Ensure that children have all necessary supplies, such as safety scissors, glue sticks, and colored pencils, to facilitate a smooth working experience.

3. Encourage Independence

While guidance is essential, allowing children to work independently on these worksheets promotes confidence and self-reliance. Step back and let them explore their creativity and problem-solving skills.

4. Integrate with Other Learning Activities

Combine cut and paste worksheets with other educational activities. For instance, after completing a worksheet on animals, you could read a story about the same animals or watch a documentary for a more immersive learning experience.

5. Review and Discuss

After completing the worksheets, take the time to review the content with your child. Discuss what they learned, any challenges they faced, and what they enjoyed most about the activity. This reinforces learning and encourages critical thinking.

Where to Find Free Printable Cut and Paste Worksheets

There are numerous online resources where you can find free printable cut and paste worksheets. Here are some popular websites:

- **Teachers Pay Teachers:** A vast marketplace for educators where many teachers share their resources for free or at a low cost.
- **Education.com:** Offers a wide range of worksheets for various subjects and grade levels, including cut and paste activities.
- **K12Reader:** Focuses on reading and literacy activities, providing several cut and paste options.
- **Twinkl:** A comprehensive resource for educators, Twinkl has many themed and subject-specific cut and paste worksheets.

Conclusion

Free printable cut and paste worksheets are an excellent addition to any educational toolkit, providing a fun and engaging way for children to learn essential skills. By incorporating these worksheets into your teaching or homeschooling routine, you can foster creativity, critical thinking, and fine motor skills in a hands-on manner. With a variety of themes and subjects available, you can easily find the right worksheets to meet your child's needs and interests. So, why wait? Start exploring the world of cut and paste worksheets today and watch your child's learning journey flourish!

Frequently Asked Questions

What are free printable cut and paste worksheets?

Free printable cut and paste worksheets are educational resources that allow students to engage in hands-on activities by cutting out shapes, images, or text and pasting them onto a designated area on the worksheet. They are often used to enhance fine motor skills and reinforce learning concepts.

Where can I find free printable cut and paste worksheets?

You can find free printable cut and paste worksheets on various educational websites, teachers' resource sites, and platforms like Pinterest. Websites such as Teachers Pay Teachers and Education.com often offer free downloads.

What subjects can be covered with cut and paste worksheets?

Cut and paste worksheets can cover a wide range of subjects, including literacy (e.g., letter recognition), math (e.g., number matching), science (e.g., life cycle sorting), and art (e.g., collage making).

How do cut and paste worksheets benefit young learners?

Cut and paste worksheets benefit young learners by promoting fine motor skills, enhancing hand-eye coordination, encouraging creativity, and providing a tactile learning experience that can reinforce understanding of various concepts.

Are there any specific age groups that benefit most from cut and paste worksheets?

Cut and paste worksheets are particularly beneficial for preschool and kindergarten-aged children, as they help develop essential skills for early childhood education, but they can also be adapted for older students for more complex tasks.

Can cut and paste worksheets be used for special

education?

Yes, cut and paste worksheets can be highly effective in special education settings, as they provide a hands-on approach that can accommodate diverse learning styles and needs, helping to engage students who may struggle with traditional learning methods.

How can I create my own cut and paste worksheets?

You can create your own cut and paste worksheets by designing them using graphic design software or word processing applications. Include images or text to cut out, and provide clear instructions on what to paste where. You can also use templates available online as a starting point.

Find other PDF article:

<https://soc.up.edu.ph/37-lead/Book?docid=JdQ03-1563&title=lesson-plans-for-kindergarten-math.pdf>

Free Printable Cut And Paste Worksheets

Create a Google Account - Computer - Google Account Help

You can search for “free email providers” to find another email provider you like and set up an account. Once you create a new email address, you can use that to set up a Google Account.

Create a Gmail account - Google Help

Create an account Tip: To use Gmail for your business, a Google Workspace account might be better for you than a personal Google Account. With Google Workspace, you get increased ...

Use Google Drive for desktop

This article will guide you through setting up and using Drive for desktop. To get started, follow these steps: Learn about Drive for desktop benefits

Download the YouTube app - Android - YouTube Help - Google ...

Download the YouTube app for a richer viewing experience on your smartphone, tablet, smart TV, game console, or streaming device. How to Sign In to YouTube on

Download and install Google Chrome

You can download and install the Chrome web browser at no charge, and use it to browse the web.

□□□□ G-Sync □ Free-Sync □ Adaptive-Sync

Free-Sync □□□□ G-Sync □□□□□□□□□□□□□□□□ □□ Free-Sync □□□□□□□□□□ A □□□□□ AMD □□□□□□□□ G-Sync □□□□ N □□□□ NVIDIA □ ...

Find the Google Play Store app

On your device, go to the Apps section. Tap Google Play Store . The app will open and you can search and browse for content to download.

Download and install Google Chrome

How to install Chrome Important: Before you download, you can check if Chrome supports your operating system and other system requirements.

Download Chrome - Google Help

On your iPhone or iPad, open App Store. In the search bar, enter Chrome. Tap Get. To install, follow the on-screen instructions. If prompted, enter your Apple ID password. To start ...

Gmail Help

Official Gmail Help Center where you can find tips and tutorials on using Gmail and other answers to frequently asked questions.

Create a Google Account - Computer - Google Account Help

You can search for “free email providers” to find another email provider you like and set up an account. Once you create a new email address, you can use that to set up a Google Account.

Create a Gmail account - Google Help

Create an account Tip: To use Gmail for your business, a Google Workspace account might be better for you than a personal Google Account. With Google Workspace, you get increased ...

Use Google Drive for desktop

This article will guide you through setting up and using Drive for desktop. To get started, follow these steps: Learn about Drive for desktop benefits

Download the YouTube app - Android - YouTube Help - Google ...

Download the YouTube app for a richer viewing experience on your smartphone, tablet, smart TV, game console, or streaming device. How to Sign In to YouTube on

Download and install Google Chrome

You can download and install the Chrome web browser at no charge, and use it to browse the web.

□□□□ G-Sync□Free-Sync □ Adaptive-Sync

Free-Sync □□□□ G-Sync□□□□□□□□□□□□□□□□ □□ Free-Sync □□□□□□□□□□ A □□□□□ AMD □□□□□□□□ G-Sync □□□□ N □□□□ NVIDIA □ ...

Find the Google Play Store app

On your device, go to the Apps section. Tap Google Play Store . The app will open and you can search and browse for content to download.

Download and install Google Chrome

How to install Chrome Important: Before you download, you can check if Chrome supports your operating system and other system requirements.

Download Chrome - Google Help

On your iPhone or iPad, open App Store. In the search bar, enter Chrome. Tap Get. To install, follow the on-screen instructions. If prompted, enter your Apple ID password. To start ...

Gmail Help

Official Gmail Help Center where you can find tips and tutorials on using Gmail and other answers to frequently asked questions.

Discover a variety of free printable cut and paste worksheets designed to engage kids and enhance learning. Perfect for home or classroom use. [Learn more!](#)

[Back to Home](#)