


Free Printable Silent E Worksheets









Magic 'E'

Circle the Word



Name: _____

Directions: Circle the word for each picture.

 bike bik	 cak cake	 Mike Mik
 nic nice	 ros rose	 sale sal
 nose nos	 dat date	 globe glob

Teach At Daycare

Free printable silent e worksheets are valuable educational resources designed to help students understand and practice the concept of the silent "e" in English words. The silent "e" is a common phenomenon where the letter "e" at the end of a word changes the pronunciation of the preceding vowel, often transforming a short vowel sound into a long vowel sound. For example, in the word "cap," the addition of a silent "e" changes it to "cape," altering the vowel sound and the meaning of the word. This article will explore how these worksheets can enhance learning, what types of activities they typically include, and tips for effective use in the classroom or at home.

Understanding the Silent E Concept

The silent "e" rule is a cornerstone of phonics education, providing students with essential reading

and spelling skills. Understanding this concept can significantly impact a child's literacy development.

What is Silent E?

- Definition: Silent "e" refers to the letter "e" that appears at the end of certain words but is not pronounced.
- Function: The primary function of silent "e" is to modify the preceding vowel sound, usually changing it from a short sound to a long sound.

For example:

- "kit" becomes "kite"
- "hop" becomes "hope"

Why is Silent E Important?

1. Phonetic Awareness: It helps students develop phonetic awareness, an essential skill for reading and writing.
2. Spelling: Understanding silent "e" aids in spelling, as students learn to recognize patterns in words.
3. Vocabulary Expansion: Learning about silent "e" opens up a wider range of vocabulary for students.

Benefits of Using Free Printable Silent E Worksheets

Free printable silent e worksheets are an effective tool for educators and parents alike. They provide structured practice and can be easily integrated into various teaching methods.

Engagement and Motivation

- Interactive Learning: Worksheets often include games and activities that make learning fun.
- Variety of Formats: From coloring pages to fill-in-the-blanks, the diverse formats cater to different learning styles.

Reinforcement of Skills

- Practice Makes Perfect: Worksheets allow for repeated practice, reinforcing the silent "e" concept.
- Immediate Feedback: Students can check their answers and understand their mistakes right away.

Adaptability and Accessibility

- Printable Format: These worksheets can be printed easily, making them accessible for home or

classroom use.

- Customizable: Teachers can select specific worksheets that align with their lesson plans or students' needs.

Types of Activities in Silent E Worksheets

Free printable silent e worksheets come with a variety of activities that target different skills related to the silent "e" concept.

1. Word Sorts

Word sorts involve grouping words based on their phonetic features, which helps students recognize patterns.

- Example Activity: Provide a list of words both with and without a silent "e" and have students sort them into two categories.

2. Fill-in-the-Blanks

These worksheets require students to fill in missing letters to complete words correctly.

- Example Activity: "C__t" could be filled in with "a" to make "cat" or "i" to make "cite."

3. Matching Games

Matching activities encourage students to draw lines between words and pictures or definitions.

- Example Activity: Match "cake" to an image of a cake or "bike" to a picture of a bicycle.

4. Sentence Creation

Encouraging students to create sentences using silent "e" words helps deepen their understanding.

- Example Activity: Ask students to write sentences using a list of silent "e" words provided on the worksheet.

5. Crossword Puzzles

Crossword puzzles can be a fun way to incorporate vocabulary practice.

- Example Activity: Create a crossword where clues are definitions of silent "e" words.

How to Use Silent E Worksheets Effectively

To maximize the benefits of free printable silent e worksheets, consider the following strategies for effective use.

1. Introduce the Concept

Before diving into worksheets, ensure students understand what silent "e" is and its purpose. Use examples and phonics songs to introduce the topic in an engaging way.

2. Incorporate Visual Aids

Using visual aids, such as charts or flashcards, can help students visualize the silent "e" concept. This can be especially helpful for visual learners.

3. Differentiate Instruction

Recognize that not all students learn at the same pace. Provide a variety of worksheets catering to different skill levels, from beginner to advanced.

4. Encourage Group Work

Allowing students to work in pairs or small groups can foster collaborative learning. They can discuss their answers and help each other understand the silent "e" rule better.

5. Review and Reinforce

After completing worksheets, review the answers as a class. This helps reinforce learning and clarifies any misunderstandings.

Where to Find Free Printable Silent E Worksheets

There are numerous online resources available for educators and parents to find free printable silent e worksheets.

1. Educational Websites

Many educational websites offer a plethora of resources, including:

- Teachers Pay Teachers
- Education.com
- The Measured Mom

2. Homeschooling Blogs

Numerous homeschooling blogs provide free downloadable worksheets tailored for various phonics concepts, including silent "e."

3. Printable Worksheet Generators

Some websites allow you to create custom worksheets by selecting the type of activities you want to include.

Conclusion

In conclusion, free printable silent e worksheets are an essential resource for teaching the silent "e" concept effectively. They provide engaging, varied, and adaptable activities that cater to different learning styles and needs. By incorporating these worksheets into your teaching methods, you can help students develop a stronger understanding of phonics, improve their reading and spelling skills, and expand their vocabulary. With the right approach, silent "e" can transform from a mysterious concept to an easily grasped rule, paving the way for literacy success.

Frequently Asked Questions

What are free printable silent e worksheets?

Free printable silent e worksheets are educational resources designed to help students learn about the silent 'e' rule in English, where the addition of an 'e' at the end of a word changes its pronunciation and meaning.

Where can I find free printable silent e worksheets?

You can find free printable silent e worksheets on educational websites, teacher resource sites, and platforms like Teachers Pay Teachers, Pinterest, or directly from school district resources.

What age group are silent e worksheets suitable for?

Silent e worksheets are typically suitable for early elementary students, generally in grades K-2, as

they are learning basic phonics and spelling rules.

How can silent e worksheets enhance learning?

Silent e worksheets enhance learning by providing practice with phonics, improving reading skills, and helping students understand how silent letters affect word pronunciation and meaning.

Are there different types of silent e worksheets available?

Yes, there are various types of silent e worksheets, including fill-in-the-blank exercises, matching games, word searches, and writing prompts that focus on identifying and using the silent 'e' correctly.

Can silent e worksheets be used for homeschooling?

Absolutely! Silent e worksheets are great for homeschooling as they provide structured practice and can easily be integrated into phonics lessons.

How do I effectively use silent e worksheets in the classroom?

To effectively use silent e worksheets in the classroom, introduce the concept through direct instruction, then allow students to complete the worksheets individually or in pairs, followed by a review to reinforce understanding.

What skills do students develop by using silent e worksheets?

By using silent e worksheets, students develop phonemic awareness, improve spelling skills, enhance reading fluency, and gain a better understanding of word structure.

Are there any specific themes for silent e worksheets?

Yes, some silent e worksheets may focus on specific themes like animals, food, or seasons, making the learning experience more engaging and relevant to students.

How often should silent e worksheets be used in a curriculum?

Silent e worksheets can be used regularly as part of a phonics curriculum, ideally incorporating them into weekly lesson plans to reinforce the concept and ensure mastery over time.

Find other PDF article:

<https://soc.up.edu.ph/56-quote/Book?dataid=ECH86-9985&title=strong-female-characters-in-literature.pdf>

[Free Printable Silent E Worksheets](#)

You can search for “free email providers” to find another email provider you like and set up an account. Once you create a new email address, you can use that to set up a Google Account.

Create a Gmail account - Google Help

Create an account Tip: To use Gmail for your business, a Google Workspace account might be better for you than a personal Google Account. With Google Workspace, you get increased ...

Use Google Drive for desktop

This article will guide you through setting up and using Drive for desktop. To get started, follow these steps: Learn about Drive for desktop benefits

Download the YouTube app - Android - YouTube Help - Google ...

Download the YouTube app for a richer viewing experience on your smartphone, tablet, smart TV, game console, or streaming device. How to Sign In to YouTube on

Download and install Google Chrome

You can download and install the Chrome web browser at no charge, and use it to browse the web.

□□□□ G-Sync□Free-Sync □ Adaptive-Sync

Free-Sync □□□□ G-Sync□□□□□□□□□□□□□□□□ □□ Free-Sync □□□□□□□□□□ A □□□□□ AMD □□□□□□□□ G-Sync □□□□ N □□□□ NVIDIA □ ...

Find the Google Play Store app

On your device, go to the Apps section. Tap Google Play Store . The app will open and you can search and browse for content to download.

Download and install Google Chrome

How to install Chrome Important: Before you download, you can check if Chrome supports your operating system and other system requirements.

Download Chrome - Google Help

On your iPhone or iPad, open App Store. In the search bar, enter Chrome. Tap Get. To install, follow the on-screen instructions. If prompted, enter your Apple ID password. To start ...

Gmail Help

Official Gmail Help Center where you can find tips and tutorials on using Gmail and other answers to frequently asked questions.

Create a Google Account - Computer - Google Account Help

You can search for “free email providers” to find another email provider you like and set up an account. Once you create a new email address, you can use that to set up a Google Account.

Create a Gmail account - Google Help

Create an account Tip: To use Gmail for your business, a Google Workspace account might be better for you than a personal Google Account. With Google Workspace, you get increased ...

Use Google Drive for desktop

This article will guide you through setting up and using Drive for desktop. To get started, follow these steps: Learn about Drive for desktop benefits

Download the YouTube app - Android - YouTube Help - Google ...

Download the YouTube app for a richer viewing experience on your smartphone, tablet, smart TV, game console, or streaming device. How to Sign In to YouTube on

Download and install Google Chrome

You can download and install the Chrome web browser at no charge, and use it to browse the web.

□□□□ *G-Sync*□*Free-Sync* □ *Adaptive-Sync*

Free-Sync □□□□ G-Sync□□□□□□□□□□□□□□□□ □□ Free-Sync □□□□□□□□□□ A □□□□□ AMD □□□□□□□□ G-Sync □□□□ N □□□□ NVIDIA □ ...

Find the Google Play Store app

On your device, go to the Apps section. Tap Google Play Store . The app will open and you can search and browse for content to download.

Download and install Google Chrome

How to install Chrome Important: Before you download, you can check if Chrome supports your operating system and other system requirements.

Download Chrome - Google Help

On your iPhone or iPad, open App Store. In the search bar, enter Chrome. Tap Get. To install, follow the on-screen instructions. If prompted, enter your Apple ID password. To start ...

Gmail Help

Official Gmail Help Center where you can find tips and tutorials on using Gmail and other answers to frequently asked questions.

Boost your child's reading skills with our free printable silent e worksheets! Perfect for fun learning at home. Discover how to enhance literacy today!

[Back to Home](#)