


# Find A Match Worksheet Answer Key



## SHAPES WORD SEARCH WORKSHEETS

Name : \_\_\_\_\_ Date : \_\_\_\_\_




Direction : Find and circle the shapes word in the puzzle below!

C	U	B	E	D	D	A	T	L	I	R	S	C	C	Y
I	C	O	V	O	O	M	C	P	D	K	I	A	Y	B
R	E	C	T	A	N	G	L	E	G	E	C	Q	L	L
C	N	R	E	D	I	R	M	N	R	O	X	U	I	A
L	S	O	L	A	P	U	E	T	I	T	M	A	N	C
E	A	S	L	Y	G	R	A	A	L	R	A	B	D	K
N	T	S	O	W	L	P	S	G	A	I	T	N	E	I
M	U	E	W	E	O	K	A	O	V	A	L	G	R	D
R	R	R	A	F	T	M	N	N	I	N	N	M	O	P
X	S	Q	U	A	R	E	E	S	D	G	Y	I	S	U
F	A	D	F	S	I	R	Z	J	E	L	P	O	D	S
H	E	X	A	G	O	N	T	W	H	E	A	R	T	P
M	O	P	N	E	U	W	D	A	Y	K	C	N	Y	X
C	I	T	O	C	T	A	G	O	N	E	N	K	I	E

- Circle
- Triangle
- Square
- Cylinder

- Rectangle
- Pentagon
- Hexagon
- Octagon

- Cross
- Oval
- Heart
- Cube



**Find a match worksheet answer key** is a valuable resource for educators, students, and parents alike. Whether you are teaching a new concept in the classroom or reinforcing lessons at home, a find a match worksheet can be an engaging and effective way to assess understanding. This type of worksheet typically involves matching terms with their definitions, images with words, or concepts with examples. In this article, we will explore the importance of using answer keys, tips for creating effective find a match worksheets, and how to utilize them for maximum educational benefit.

# Understanding the Importance of Answer Keys

An answer key is a crucial component of any educational worksheet, including find a match worksheets. Here are some reasons why answer keys are essential:

- **Accuracy:** Answer keys ensure that students receive correct feedback on their answers, enabling them to understand areas where they may need improvement.
- **Self-Assessment:** With an answer key, students can evaluate their own work and identify concepts they grasp well and those that need further review.
- **Time-Saving:** For teachers, providing an answer key allows for quicker grading and assessment, freeing up time for instruction and interaction with students.
- **Resource for Parents:** Parents can use answer keys to help their children with homework, ensuring they are on the right track.

## Creating Effective Find a Match Worksheets

When designing a find a match worksheet, there are several factors to consider to ensure it is both educational and engaging. Below are some tips to help you create effective worksheets.

### 1. Define Clear Learning Objectives

Before you start creating the worksheet, identify the specific concepts or skills you want to assess. Having clear learning objectives will guide your choices for terms and definitions, ensuring that the worksheet serves its educational purpose.

### 2. Select Relevant Terms

Choose terms that are relevant to the topic being taught. If your worksheet focuses on vocabulary from a particular text, make sure that both the terms and their matches are directly related to that text to enhance comprehension.

### **3. Use Varied Formats**

To keep students engaged, consider using different formats for the matching exercise. For instance, you can mix definitions, images, and examples. This variation caters to different learning styles and helps reinforce understanding.

### **4. Keep It Balanced**

Ensure that the number of items in each column is equal to avoid confusion. If you have ten terms, make sure there are ten definitions or images, which will create a straightforward matching task.

### **5. Include Instructions**

Provide clear and concise instructions at the top of the worksheet. Let students know how to complete the matching exercise and what they should do after finishing, such as reviewing their answers using the answer key.

### **6. Test the Worksheet**

Before distributing the worksheet, test it yourself or have a colleague try it out. This can help identify any confusing elements and ensure that the answers are accurate.

## **Utilizing Find a Match Worksheets Effectively**

Once you have created your find a match worksheet and have the answer key ready, it's time to implement it in a learning environment. Here are some strategies for effective use:

### **1. Use in Class Activities**

Incorporate the worksheet as part of a larger lesson plan. You can use it as a warm-up activity to introduce new vocabulary or concepts, or as a review exercise at the end of a unit.

## **2. Encourage Group Work**

Have students work in pairs or small groups to complete the worksheet. This collaborative effort allows students to discuss their reasoning, clarify doubts, and learn from each other.

## **3. Assign as Homework**

Distributing the worksheet as homework can reinforce what was learned in class. Ensure students have access to the answer key after completing the assignment so they can review their work.

## **4. Monitor Progress**

Use the results from the completed worksheets to monitor student understanding. Analyze common mistakes and address them in future lessons to enhance learning outcomes.

## **Examples of Find a Match Worksheets**

Below are a few examples of topics for find a match worksheets that can be adapted for various age groups and subjects:

### **1. Vocabulary Matching**

Create a worksheet with vocabulary words on one side and definitions on the other. Students will match each word to its correct definition.

### **2. Historical Events**

For history classes, provide a list of historical events alongside descriptions or dates. Students will match the event with its corresponding description.

### **3. Science Terms**

In a science context, list scientific terms on one side and their definitions or examples on the other. This can help reinforce understanding of complex concepts.

## 4. Math Concepts

For math, consider matching mathematical terms with their definitions or matching problems with their solutions. This can aid in solidifying understanding of mathematical concepts.

## Conclusion

In summary, a **find a match worksheet answer key** is an invaluable tool for educators and students. It not only provides a means of assessing understanding but also fosters an interactive learning environment. By creating effective worksheets that engage students and utilizing them thoughtfully in the classroom or at home, you can enhance the learning experience and support students in achieving their educational goals. Whether for vocabulary, historical events, scientific terms, or mathematical concepts, find a match worksheets can be a versatile and enjoyable resource for enhancing comprehension across various subjects.

## Frequently Asked Questions

### What is a 'find a match worksheet'?

A 'find a match worksheet' is an educational tool used to help students practice matching terms, definitions, or concepts in a structured format.

### How can I create a 'find a match worksheet'?

You can create a 'find a match worksheet' by listing pairs of items in two columns and asking students to draw lines or write numbers to match them.

### What subjects are suitable for a 'find a match worksheet'?

Subjects like vocabulary, science terms, historical figures, and math concepts are all suitable for 'find a match worksheets'.

### Where can I find answer keys for 'find a match worksheets'?

Answer keys for 'find a match worksheets' can often be found in teacher resource books, educational websites, or created by the worksheet designer.

### Are there digital tools to create 'find a match

## **worksheets'?**

Yes, there are many digital tools and websites, such as Google Forms and Quizlet, that allow you to create interactive 'find a match worksheets'.

## **How can 'find a match worksheets' benefit students?**

They help reinforce learning, improve memory retention, and provide a fun way to engage with the material.

## **Can 'find a match worksheets' be used for group activities?**

Yes, they can be used for group activities where students collaborate to match items, promoting teamwork and discussion.

## **What grade levels are appropriate for 'find a match worksheets'?**

They can be used across various grade levels, from elementary to high school, depending on the complexity of the content.

## **Are there printable 'find a match worksheets' available online?**

Yes, many educational websites offer free printable 'find a match worksheets' that you can customize or print as is.

## **What is an example of a topic for a 'find a match worksheet'?**

An example topic could be matching vocabulary words to their definitions in a language arts class.

Find other PDF article:

<https://soc.up.edu.ph/67-blur/pdf?ID=Mpi78-1021&title=wilson-solution-game-ball.pdf>

## **[Find A Match Worksheet Answer Key](#)**

### Find Hub - Google

Find, lock, erase or play a sound on any lost Android device. Locate your lost Android device and lock it until you get it back. Use Remote Lock to lock your device's screen with just a phone...

### Find Devices - Apple iCloud

Find your Apple devices like iPhone, Apple Watch, AirPods and more with Find My. Play sound,

activate Lost Mode, or locate devices from your Family Sharing group.

#### *Find Edmonton - findedmonton*

Preloved furniture at a fraction of the cost with proceeds going towards moving families and individuals out of homelessness through housing supports in Edmonton.

#### *Find your phone - Google Account*

Lost your phone? Try some simple steps, like showing the location or locking the screen, to help you secure it.

#### iCloud+ - Find My - Apple (CA)

Easily locate your Apple devices, items with an AirTag, compatible third-party products, and friends and family — all with the Find My app.

#### *Use Find My to locate people, devices, and items - Apple Support*

You can use the Find My app to locate friends, Apple devices, AirTags, or third-party items. Find My is available on your iPhone, iPad, Mac, and Apple Watch, and Find Devices is available on ...

#### *SmartThings Find*

Lost something? Find your Galaxy phone, tablet, watch, and other devices with SmartThings Find.

#### **Locate a device in Find Devices on iCloud.com - Apple Support**

In Find Devices on iCloud.com, see the approximate location of your iPhone, iPad, Mac, Apple Watch, AirPods, or Beats product.

#### *Set up Find My on all your devices - Apple Support*

Use the resources below to set up the Find My app. Share your location with friends and family, and add your iPhone, iPad, Mac, Apple Watch, AirPods, Beats headphones, AirTags, and third ...

#### **Locate devices and accessories with Find My Device | Android**

A secure, global network that can help. Using a global network of Android devices, Find My Device can work together to locate your belongings almost anywhere.

#### Find Hub - Google

Find, lock, erase or play a sound on any lost Android device. Locate your lost Android device and lock it until you get it back. Use Remote Lock to lock your device's screen with just a phone...

#### Find Devices - Apple iCloud

Find your Apple devices like iPhone, Apple Watch, AirPods and more with Find My. Play sound, activate Lost Mode, or locate devices from your Family Sharing group.

#### **Find Edmonton - findedmonton**

Preloved furniture at a fraction of the cost with proceeds going towards moving families and individuals out of homelessness through housing supports in Edmonton.

#### Find your phone - Google Account

Lost your phone? Try some simple steps, like showing the location or locking the screen, to help you secure it.

#### **iCloud+ - Find My - Apple (CA)**

Easily locate your Apple devices, items with an AirTag, compatible third-party products, and friends

and family — all with the Find My app.

#### Use Find My to locate people, devices, and items - Apple Support

You can use the Find My app to locate friends, Apple devices, AirTags, or third-party items. Find My is available on your iPhone, iPad, Mac, and Apple Watch, and Find Devices is available on ...

#### *SmartThings Find*

Lost something? Find your Galaxy phone, tablet, watch, and other devices with SmartThings Find.

#### *Locate a device in Find Devices on iCloud.com - Apple Support*

In Find Devices on iCloud.com, see the approximate location of your iPhone, iPad, Mac, Apple Watch, AirPods, or Beats product.

#### **Set up Find My on all your devices - Apple Support**

Use the resources below to set up the Find My app. Share your location with friends and family, and add your iPhone, iPad, Mac, Apple Watch, AirPods, Beats headphones, AirTags, and third-party ...

#### **Locate devices and accessories with Find My Device | Android**

A secure, global network that can help. Using a global network of Android devices, Find My Device can work together to locate your belongings almost anywhere.

Unlock your learning potential with our comprehensive find a match worksheet answer key. Get the solutions you need for success! Learn more today!

[Back to Home](#)