



# Figure Of Speech Worksheet



## FIGURES OF SPEECH



Grade : 7


Q1) Select the appropriate figure of speech present in each sentence.

1. Death lays his icy hands on kings.
2. I'd never do that. Not in a million years!
3. Mr. Sharma thought the sweets were calling him.
4. The camel is the ship of the desert.
5. Lily received fancy flowers from her friends.
6. The righteous shall flourish as the palm tree.
7. It was so cold, even the polar bears were shivering.
8. Splash went the water when the boy jumped in.

Q2) Match the column A with B and write the correct option in Column C.

A	B	C
1. The brutal wind bullied the tree into giving up its autumn leaves.	A. Onomatopoeia	
2. Can you hear the clicks coming from the roof?	B. Metaphor	
3. The wave of the sea did not go as far as my heart.	C. Personification	
4. Seven sisters slept soundly on the sand	D. Assonance	
5. The warm doughnut tasted sweet with hints of vanilla and strawberry.	E. Imagery	
6. Mike's bike has bright white stripes.	F. Hyperbole	
7. He's a walking calculator for sure.	G. Alliteration	

The car was suffering and was in need of some TLC.



LIVEWORKSHEETS

**Figure of speech worksheet** is an essential educational tool designed to enhance students' understanding of figurative language. A figure of speech is a rhetorical device that conveys meanings in a non-literal way, allowing speakers and writers to express ideas more vividly and creatively. Through the use of similes, metaphors, personification, hyperbole, and other figures of speech, language becomes more engaging and expressive. In this article, we will explore the various types of figures of speech, their significance in language and literature, and how a worksheet can effectively aid in learning and mastering these concepts.

## Understanding Figures of Speech

Figures of speech enrich language by providing depth and emotion. They help readers and listeners

connect with the message being conveyed. Here are some key points to understand about figures of speech:

- **Enhancement of Language:** Figures of speech make writing and speaking more interesting and engaging.
- **Emotional Appeal:** They evoke emotions and create vivid imagery in the mind of the audience.
- **Clarification of Ideas:** They can clarify complex ideas by making them relatable and understandable.
- **Creativity:** Using figures of speech allows for creative expression and original thought.

## Types of Figures of Speech

There are many different types of figures of speech, each with its unique characteristics and effects. Here are some of the most common types:

### Simile

A simile is a comparison between two different things using the words "like" or "as." It helps to create vivid imagery.

Example: "Her smile is like the sun."

### Metaphor

A metaphor directly states that one thing is another, providing a more implicit comparison.

Example: "Time is a thief."

### Personification

Personification gives human characteristics to non-human objects or abstract ideas.

Example: "The wind whispered through the trees."

## Hyperbole

Hyperbole is an exaggerated statement that is not meant to be taken literally but emphasizes a point.

Example: "I'm so hungry I could eat a horse."

## Alliteration

Alliteration is the repetition of the same initial consonant sounds in a series of words.

Example: "She sells seashells by the seashore."

## Onomatopoeia

Onomatopoeia refers to words that imitate the natural sounds associated with them.

Example: "The bees buzzed around the garden."

## Oxymoron

An oxymoron combines contradictory terms to create a unique expression.

Example: "Bittersweet memories."

## Idiom

An idiom is a phrase where the meaning is not derived from the literal interpretation of the words.

Example: "Kick the bucket" means to die.

## Importance of Figure of Speech Worksheets

A **figure of speech worksheet** serves as a valuable resource for educators and students alike. Here are several reasons why these worksheets are important:

### 1. Skill Development

Worksheets help students develop essential language and comprehension skills. By practicing identifying

and using figures of speech, students enhance their reading and writing abilities.

## 2. Engagement

Incorporating figures of speech into lessons makes learning more engaging for students. Worksheets can include fun activities, such as matching figures of speech to their definitions or examples.

## 3. Assessment

Worksheets provide a means for teachers to assess students' understanding of figurative language. They can use the completed worksheets to gauge comprehension and identify areas needing further instruction.

## 4. Creativity Enhancement

As students work with figures of speech, they are encouraged to think creatively. Writing prompts that involve using various figures of speech can inspire original thought and expression.

## 5. Reinforcement of Concepts

Worksheets can reinforce lessons taught in class, allowing students to practice what they've learned. Repetition and practice help solidify these concepts in their minds.

# How to Create an Effective Figure of Speech Worksheet

Creating an effective **figure of speech worksheet** requires careful planning and consideration of the students' needs. Here are steps to follow:

## 1. Define the Objectives

Clearly outline what you want the students to learn. Whether it's identifying different figures of speech, using them in sentences, or understanding their meanings, having clear objectives will guide the worksheet's content.

## 2. Include Various Activities

Incorporate a variety of exercises to keep students engaged. Some ideas include:

- Matching figures of speech with their definitions.
- Identifying figures of speech in provided sentences or passages.
- Creating original sentences using specific figures of speech.
- Finding examples of figures of speech in poems, songs, or literature.

### 3. Use Examples

Provide clear examples of each figure of speech to help students understand how they work. This can include excerpts from famous literature or well-known songs.

### 4. Encourage Collaboration

Allow students to work in pairs or groups to complete the worksheet. Collaboration promotes discussion and can enhance understanding.

### 5. Offer Feedback

After students complete the worksheet, provide feedback on their work. Discuss correct answers and clarify any misconceptions to reinforce learning.

## Conclusion

In conclusion, a **figure of speech worksheet** is a powerful educational tool that can significantly enhance students' understanding and appreciation of figurative language. Engaging with similes, metaphors, personification, and other figures of speech not only improves language skills but also fosters creativity and emotional connection in communication. By implementing well-designed worksheets, educators can create a dynamic learning environment that encourages students to explore the richness of language, ultimately preparing them for more advanced writing and literary analysis in the future. Whether in a classroom setting or as part of self-study, mastering figures of speech is a rewarding endeavor that elevates one's command of language and expression.

# Frequently Asked Questions

## What is a figure of speech worksheet?

A figure of speech worksheet is an educational tool designed to help students learn and practice various figures of speech, such as similes, metaphors, personification, and hyperbole.

## Why are figures of speech important in writing?

Figures of speech enhance writing by adding creativity, depth, and vivid imagery, making the text more engaging and impactful for readers.

## What age group is suitable for using a figure of speech worksheet?

Figure of speech worksheets are typically suitable for students in middle school and high school, but they can also be adapted for younger learners.

## How can teachers effectively use figure of speech worksheets in the classroom?

Teachers can use figure of speech worksheets for individual practice, group activities, or as part of a larger lesson on literary devices to help students identify and create their own examples.

## What types of exercises are commonly found in figure of speech worksheets?

Common exercises include identifying figures of speech in sentences, matching definitions, creating original sentences, and analyzing the use of figures of speech in literature.

## Can figure of speech worksheets be used for remote learning?

Yes, figure of speech worksheets can be easily adapted for remote learning through digital formats, allowing students to complete exercises online or submit their work via email.

## What are some examples of figures of speech that might be included in a worksheet?

Examples include similes, metaphors, alliteration, personification, onomatopoeia, hyperbole, idioms, and oxymorons.

## How can parents support their children in using figure of speech

## worksheets at home?

Parents can support their children by reviewing the worksheets together, discussing examples from books or media, and encouraging creative writing that incorporates various figures of speech.

Find other PDF article:

<https://soc.up.edu.ph/32-blog/files?dataid=nXR51-7542&title=ibm-websphere-interview-questions-and-answers.pdf>

## Figure Of Speech Worksheet

### **What are you really covered for | AIA Australia**

Mar 24, 2025 · While health insurance, default cover through your super, and your savings are important pieces to your financial puzzle, life insurance completes the picture and offers ...

#### *Insurance Forms and Documents | AIA Australia*

Important Note: The SPDS and PDS bundle dated 1 November 2019, is only for use for customers who take out a new replacement policy on or after 1 April 2020. Otherwise, you ...

### **Life Insurance - AIA**

As life happens, your insurance needs may change. Major life events like marriage, career changes, growing your family, starting a business, or retiring may require a change in the ...

### **AIA Australia**

For many Australians, the only life insurance cover they hold is through the default arrangements in their super fund. It is clearly better for Australians to have some insurance through their ...

### **Default insurance in super - AIA**

Executive Summary Group insurance in super is an important safety net for millions of Australians who may not otherwise take out or hold life insurance cover. Insurance in super is offered as a ...

#### *DEATH COVER, TPD COVER, INCOME PROTECTION*

AIA is the issuer of the life insurance product structured through AIA Super but does not issue, underwrite or guarantee the superannuation interest described in this PDS. MSAL is the ...

### **GROUP LIFE INSURANCE PRODUCT INFORMATION BOOKLET**

Partnering specialists AIA Australia understands that the need of every client is different. That's why AIA Australia offers a flexible approach to life insurance. We can combine different types ...

### **Total and Permanent Disablement - AIA**

Have you considered how you'll replace lost income, or cover the expenses of lifestyle adjustments, if you were to ever suffer a serious injury or sickness? This could change your ...

#### THE VALUE OF LIFE INSURANCE - AIA

THE VALUE OF LIFE INSURANCE This is a brief overview to help you understand the features and

benefits offered by Tailored Protection (previously CommInsure Protection) as contained ...

### **AIA Priority Protection PRODUCT DISCLOSURE STATEMENT**

AIA Australia is part of the AIA Group, the largest independent publicly listed pan-Asian life insurance group with a presence in 18 markets across the Asia-Pacific region.

### **PRODUCT SUMMARY - AIA**

If the life insured dies before the expiry date of the benefit AIA Australia will pay a death benefit of six times the insured monthly benefit up to a maximum of \$60,000.

#### *LIFE INSURANCE PROVIDED BY AIA AUSTRALIA - CommBank*

Life insurance provided by aia australia offers up to \$1,000,000 Life cover, to help take care of your loved ones should the worst happen. your benefit can be used for any purpose - to pay ...

### **New Home - Welcome to NewMexico.gov**

Discover New Mexico's state services, government branches, and more on the official homepage.

#### *Online Services - Welcome to NewMexico.gov*

Explore New Mexico's official online services for business, health, education, and more—all in one convenient portal.

#### *Departments & Agencies - Welcome to NewMexico.gov*

Discover New Mexico state departments and agencies. Find contacts, services, and resources to connect with government offices statewide.

### **YesNM Let Us Help You**

Please indicate if anyone in your household is currently enrolled in any of the following benefits programs:

#### *Maggie Toulouse Oliver - New Mexico Secretary of State | New ...*

Nov 2, 2021 · Visit the New Mexico Secretary of State's online filing portal, where you can start a new business, update or request business records, file a Uniform Commercial Code financing ...

#### *Human Services Department - Welcome to NewMexico.gov*

Jul 21, 2025 · Explore the New Mexico Human Services Department for resources and services that support individuals and families in need across the state.

#### *New Mexico Adopted Content Standards | New Mexico Public ...*

Learn more about the New Mexico Public Education Department's New Mexico Content Standards, which ensure a high-quality education for all students in the state. These standards ...

#### *Business in New Mexico - Welcome to NewMexico.gov*

Start, grow, or relocate your business in New Mexico with resources for licensing, taxes, financial aid, and compliance support.

### **New Mexico**

Login page for New Mexico's YES portal, providing access to state services and resources.

### **Career Technical Education | New Mexico Public Education ...**

Learn about Career and Technical Education (CTE) programs in New Mexico that prepare students for success in various career fields. These programs provide skills and knowledge to ...

Enhance your language skills with our engaging figure of speech worksheet! Discover how to master similes

[Back to Home](#)