









Ending Sound Worksheets For Kindergarten

Ending Sounds

1.  s i <input type="text"/>	2.  t e <input type="text"/>
3.  m a <input type="text"/>	4.  r i <input type="text"/>
5.  v a <input type="text"/>	6.  w e <input type="text"/>
7.  p i <input type="text"/>	8.  b a <input type="text"/>

 LIVEWORKSHEETS

Ending sound worksheets for kindergarten are essential tools in early childhood education, designed to help young learners develop phonemic awareness and improve their reading and writing skills. As children begin to explore the world of letters and sounds, it becomes crucial for educators and parents to provide engaging and interactive resources that support their learning journey. This article delves into the significance, benefits, and effective use of ending sound worksheets in kindergarten, along with practical tips for implementation.

Understanding Ending Sounds

Ending sounds, or final sounds, refer to the sounds that occur at the end of words. For example, in the word "cat," the ending sound is /t/. Recognizing ending sounds is a fundamental aspect of phonemic awareness, which is the ability to hear, identify, and manipulate individual sounds in spoken words. This skill is vital for developing reading and spelling abilities.

The Importance of Ending Sounds in Early Literacy

Phonemic awareness, including the recognition of ending sounds, plays a crucial role in early literacy development. Here are several reasons why focusing on ending sounds is important:

1. **Foundation for Reading Skills:** Understanding ending sounds helps children decode words, as they learn to connect sounds with letters. This skill is particularly useful when sounding out unfamiliar words.
2. **Improved Spelling:** Recognizing ending sounds aids in spelling, as children learn to identify patterns and sounds that correspond to letters, which enhances their overall writing abilities.
3. **Vocabulary Development:** As children practice with ending sounds, they are exposed to a wider range of words, enriching their vocabulary and language comprehension.
4. **Enhanced Listening Skills:** Activities focused on ending sounds encourage children to listen attentively to the sounds in words, fostering better auditory discrimination.

Benefits of Using Ending Sound Worksheets

Ending sound worksheets provide a structured and enjoyable way for kindergarten students to practice identifying and using ending sounds. The benefits of using these worksheets include:

1. **Interactive Learning:** Worksheets can include various activities such as matching, coloring, and circling, making the learning process engaging and interactive.
2. **Reinforcement of Concepts:** Worksheets allow for repetition, which is essential for mastering the skill of identifying ending sounds. Frequent practice helps solidify understanding.
3. **Tailored Instruction:** Worksheets can be designed to meet the specific needs of individual learners, ensuring that each child can progress at their

own pace.

4. **Assessment Tools:** Educators can use these worksheets to assess students' understanding of ending sounds and identify areas where additional support is needed.

5. **Variety of Activities:** Ending sound worksheets can include a range of activities that cater to different learning styles, such as visual, auditory, and kinesthetic.

Types of Ending Sound Worksheets

There is a wide variety of ending sound worksheets available, each designed to target different aspects of phonemic awareness. Some popular types include:

- **Word Sorting Worksheets:** Children categorize words based on their ending sounds, which helps reinforce their understanding of sound patterns.
- **Fill-in-the-Blank Worksheets:** Students fill in missing letters to complete words, focusing on the correct ending sound.
- **Picture Matching Worksheets:** Children match images to words based on their ending sounds, enhancing both visual and auditory learning.
- **Coloring Worksheets:** These worksheets combine art with learning, as children color pictures that correspond to specific ending sounds.
- **Cut and Paste Worksheets:** Students cut out pictures of words and paste them onto the correct ending sound category, making it a hands-on activity.

How to Implement Ending Sound Worksheets in the Classroom

To maximize the effectiveness of ending sound worksheets in kindergarten, educators should consider the following strategies:

Create a Print-Rich Environment

Surround children with print materials that emphasize ending sounds. Label

items in the classroom, display posters with examples of words and pictures, and provide books that highlight ending sounds. This immersive environment reinforces learning and encourages curiosity.

Introduce Ending Sounds Gradually

Begin with simple, one-syllable words and gradually introduce more complex words as students become comfortable with the concept. Starting with familiar words helps build confidence and understanding.

Incorporate Multi-Sensory Approaches

Use a variety of teaching methods to engage different learning styles. Incorporate songs, movement activities, and tactile experiences along with worksheets to reinforce the concept of ending sounds. For example, clapping or tapping out the sounds in words can be an effective way to engage kinesthetic learners.

Provide Opportunities for Collaboration

Encourage students to work in pairs or small groups while completing ending sound worksheets. Collaborative learning fosters communication skills and allows students to learn from one another. Peer discussions can deepen their understanding of the material.

Use Technology and Games

Integrate technology by using educational apps and online resources that focus on ending sounds. Interactive games can provide a fun and motivating way for children to practice their skills outside of traditional worksheets.

Assessing and Monitoring Progress

To ensure that students are grasping the concept of ending sounds, it is essential to assess their progress regularly. Here are some effective assessment strategies:

1. **Observational Assessments:** Monitor students as they complete worksheets and participate in activities. Take note of their ability to identify ending sounds and provide immediate feedback.

2. **Formative Assessments:** Use informal assessments throughout the learning process, such as quizzes or oral assessments, to gauge understanding and retention.
3. **Portfolio Assessments:** Collect completed worksheets and other related activities in a portfolio for each student. Reviewing these portfolios can provide insights into individual progress over time.
4. **Parent Involvement:** Encourage parents to engage in activities at home that reinforce ending sounds, and provide them with resources or worksheets that they can use to support their child's learning.

Conclusion

Ending sound worksheets for kindergarten are invaluable educational resources that support the development of essential phonemic awareness skills. By recognizing the importance of ending sounds and employing a variety of engaging strategies and activities, educators can create a rich learning environment that fosters early literacy. Through consistent practice and assessment, children will build a solid foundation in reading and writing, setting them up for success in their academic journeys. With the right tools and approaches, the journey of learning ending sounds can be an enjoyable and rewarding experience for both students and educators alike.

Frequently Asked Questions

What are ending sound worksheets and how do they benefit kindergarten students?

Ending sound worksheets are educational tools designed to help kindergarten students identify and practice the last sounds in words. They benefit students by enhancing their phonemic awareness, which is crucial for developing reading and writing skills.

What types of activities can be found in ending sound worksheets for kindergarten?

Ending sound worksheets for kindergarten often include activities such as matching pictures to words, filling in the blanks with the correct ending sound, and coloring or circling the correct answers. These activities engage students and make learning fun.

How can teachers effectively use ending sound

worksheets in the classroom?

Teachers can effectively use ending sound worksheets by incorporating them into small group activities, using them as assessments, or assigning them as homework. They can also combine these worksheets with interactive games to reinforce learning.

Where can educators find free ending sound worksheets for kindergarten?

Educators can find free ending sound worksheets for kindergarten on various educational websites, teaching resource platforms, and printable worksheet databases. Websites like Teachers Pay Teachers and Education.com often offer a selection of free and paid resources.

What skills do ending sound worksheets help develop in young learners?

Ending sound worksheets help develop several skills in young learners, including phonemic awareness, spelling, vocabulary, and listening skills. These foundational skills are essential for successful reading and language development.

Find other PDF article:

<https://soc.up.edu.ph/36-tag/pdf?docid=sNl47-8677&title=language-and-culture-claire-kramsch.pdf>

Ending Sound Worksheets For Kindergarten

endending _

endending 1ending n. He was so miserable that he seriously thought about ending it all. 2end n. The battle finally brought the war to an end. 3end v. The debate ended in uproar. ...

MDPI pending review -

MDPI pending review pending review 21 ...

endending good ending ...

May 8, 2021 · endending 1. “” 2. at/by the end of the month 3. endending ...

mdpi pending editor decision -

pending editor decision 12 2 3 ... pending editor decision

gal game **HE** **BE** **TE** **NE** **HA** **MH** ...

NE=Normal Ending True Ending Bad Ending True Ending Bad Ending Galgame ...

unable to read txt.invalid ending angle_

unable to read txt.invalid ending anglejadeTabtxttxtTAB ...

HE (Happy Ending) BE (Bad Ending) ...

HE (Happy Ending) BE (Bad Ending) 11,505

Enhance your kindergarten lessons with engaging ending sound worksheets for kindergarten!
Discover how these resources boost literacy skills. Learn more now!

[Back to Home](#)