




# ESL Synonyms And Antonyms Worksheets

Name: _____	Date: _____																										
<h2 style="margin: 0;">Synonyms &amp; Antonyms <span style="background-color: black; color: white; border-radius: 15px; padding: 2px 5px;">worksheets</span></h2>																											
<div style="border: 1px solid black; padding: 10px; margin-bottom: 10px;"><p>Synonyms are words that have almost the same meaning. <b>example:</b> The words <u>big</u> and <u>large</u> are synonyms.</p><p>Antonyms are words that have opposite meanings. <b>example:</b> The words <u>open</u> and <u>closed</u> are antonyms.</p></div>																											
<p>Tell whether each pair of words are synonyms or antonyms.</p> <table style="width: 100%;"><tr><td style="width: 45%;">1. agree, disagree _____</td><td rowspan="6" style="width: 10%; text-align: center; vertical-align: middle;"></td><td style="width: 45%;"></td></tr><tr><td>2. cold, freezing _____</td><td></td></tr><tr><td>3. easy, difficult _____</td><td></td></tr><tr><td>4. argue, squabble _____</td><td></td></tr><tr><td>5. guess, estimate _____</td><td></td></tr><tr><td>6. bottom, top _____</td><td></td></tr><tr><td>7. tired, energetic _____</td><td rowspan="6" style="text-align: center; vertical-align: middle;"></td><td></td></tr><tr><td>8. huge, gigantic _____</td><td></td></tr><tr><td>9. sink, float _____</td><td></td></tr><tr><td>10. windy, calm _____</td><td></td></tr><tr><td>11. noisy, quiet _____</td><td></td></tr><tr><td>12. unhappy, sad _____</td><td></td></tr></table>		1. agree, disagree _____			2. cold, freezing _____		3. easy, difficult _____		4. argue, squabble _____		5. guess, estimate _____		6. bottom, top _____		7. tired, energetic _____			8. huge, gigantic _____		9. sink, float _____		10. windy, calm _____		11. noisy, quiet _____		12. unhappy, sad _____	
1. agree, disagree _____																											
2. cold, freezing _____																											
3. easy, difficult _____																											
4. argue, squabble _____																											
5. guess, estimate _____																											
6. bottom, top _____																											
7. tired, energetic _____																											
8. huge, gigantic _____																											
9. sink, float _____																											
10. windy, calm _____																											
11. noisy, quiet _____																											
12. unhappy, sad _____																											
<p>Write one complete sentence that includes two words that are antonyms. Choose antonyms that are different from the ones listed above.</p> <div style="border-bottom: 1px solid black; height: 20px; margin-bottom: 5px;"></div> <div style="border-bottom: 1px solid black; height: 20px; margin-bottom: 5px;"></div>																											

ESL synonyms and antonyms worksheets are invaluable educational resources designed to help English as a Second Language (ESL) learners enhance their vocabulary and comprehension skills. By engaging students with synonyms and antonyms, these worksheets promote lexical diversity, enabling learners to express themselves more effectively and understand nuances in the English language. This article explores the importance of synonyms and antonyms in language learning, the structure and design of effective worksheets, various activities to include, and tips for teachers on implementing these resources.

# Understanding Synonyms and Antonyms

## Definition and Importance

Synonyms are words that have similar meanings, while antonyms are words with opposite meanings. Understanding these concepts is crucial for ESL learners for several reasons:

1. **Vocabulary Expansion:** Learning synonyms allows students to diversify their word choices, making their language more interesting and expressive.
2. **Nuanced Understanding:** Recognizing antonyms helps students grasp the full spectrum of meaning in the language, enabling them to understand context better.
3. **Improved Communication:** A rich vocabulary allows learners to articulate their thoughts clearly and effectively, which is essential for both speaking and writing.

## Examples of Synonyms and Antonyms

To illustrate the concepts of synonyms and antonyms, consider the following examples:

- Synonyms:
  - Happy: joyful, content, cheerful
  - Fast: quick, speedy, rapid
- Antonyms:
  - Hot: cold
  - Light: dark

Understanding these examples is the first step in helping students become more comfortable with using synonyms and antonyms in their everyday language.

## Designing Effective ESL Worksheets

Creating engaging and educational worksheets requires careful planning and consideration of the learners' proficiency levels. Here are essential components to include in ESL synonyms and antonyms worksheets:

### Clear Instructions

Each worksheet should begin with simple, clear instructions. For instance, "Match the words in Column A with their synonyms in Column B" or "Fill in the blanks with the opposite of the given word." Clarity ensures that students understand the task at hand and reduces frustration.

## Variety of Exercises

To maintain student interest and cater to different learning styles, incorporate a mix of exercise types. Here are some effective formats:

1. Matching Exercises: List words in two columns, asking students to match synonyms and antonyms.
2. Fill-in-the-Blanks: Provide sentences with missing words, prompting students to fill in the blanks with appropriate synonyms or antonyms.
3. Multiple Choice: Present sentences with multiple-choice answers to test students' understanding of synonyms and antonyms.
4. Crossword Puzzles: Create fun crossword puzzles where students solve clues related to synonyms and antonyms.

## Progressive Difficulty Levels

Ensure that worksheets progress in difficulty. Start with basic synonyms and antonyms, then gradually introduce more complex words and phrases. This approach helps build confidence and reinforces learning.

## Activities to Enhance Learning

Incorporating various activities can make learning about synonyms and antonyms more interactive and enjoyable. Here are some ideas:

### Group Activities

1. Synonym and Antonym Bingo: Create bingo cards with various words. Call out a word, and students must find and mark its synonym or antonym on their cards.
2. Word Association Games: Have students sit in a circle and say a word. The next student must respond with a synonym or antonym. This encourages quick thinking and reinforces connections between words.

## Writing Assignments

Encourage students to use synonyms and antonyms in their writing. Assign tasks such as:

- Descriptive Paragraphs: Students write a short paragraph describing a scene or object, using at least five synonyms and antonyms.
- Story Creation: Prompt students to write a short story, challenging them to include various synonyms and antonyms throughout the narrative.

## Technology Integration

Leverage technology to enhance learning. There are many online resources and apps that focus on vocabulary building. Encourage students to use synonyms

and antonyms in their digital communications, such as emails or social media posts.

## **Tips for Teachers**

Implementing ESL synonyms and antonyms worksheets effectively requires attention to student needs and adaptability in teaching methods. Here are some practical tips for educators:

### **Assess Learner Levels**

Before introducing worksheets, assess your students' current vocabulary levels. Tailor activities to suit their understanding, ensuring that they are neither too easy nor too challenging.

### **Provide Contextual Examples**

To reinforce learning, provide contextual examples for each word. For instance, when teaching the word "happy," use sentences like, "She was happy when she received the gift." This helps students understand how to use words in real-life situations.

### **Encourage Peer Collaboration**

Promote collaborative learning by having students work in pairs or small groups. This can lead to discussions about word meanings and uses, allowing learners to benefit from each other's knowledge.

### **Offer Feedback and Support**

Give constructive feedback on students' worksheet responses. Highlight areas where they excelled and offer suggestions for improvement. Be available to answer questions and provide additional support where needed.

## **Conclusion**

ESL synonyms and antonyms worksheets are essential tools in the language learning process, enhancing vocabulary, comprehension, and communication skills among learners. By designing effective worksheets that incorporate a variety of exercises and activities, teachers can create an engaging learning environment. The focus on synonyms and antonyms not only enriches students' language abilities but also boosts their confidence in using English in various contexts. With thoughtful implementation and ongoing support, learners can master these crucial aspects of language, paving the way for greater proficiency and success in their English language journey.

## Frequently Asked Questions

### What are ESL synonyms and antonyms worksheets?

ESL synonyms and antonyms worksheets are educational materials designed to help English as a Second Language learners understand and practice words that have similar meanings (synonyms) and opposite meanings (antonyms).

### How can ESL synonyms and antonyms worksheets benefit language learners?

These worksheets enhance vocabulary, improve comprehension, and help learners express themselves more clearly by providing a broader range of word choices.

### What types of activities are commonly found in ESL synonyms and antonyms worksheets?

Common activities include matching words with their synonyms or antonyms, fill-in-the-blank exercises, word search puzzles, and sentence creation tasks.

### Where can teachers find quality ESL synonyms and antonyms worksheets?

Teachers can find quality worksheets on educational websites, ESL teaching resource platforms, and through language learning apps that offer printable materials.

### How can ESL teachers effectively use synonyms and antonyms worksheets in class?

Teachers can integrate these worksheets into vocabulary lessons, use them for group activities, or assign them as homework to reinforce learning and facilitate discussions about word usage.

Find other PDF article:

<https://soc.up.edu.ph/43-block/pdf?ID=RmI25-1310&title=nce-exam-study-guide.pdf>

## [Esl Synonyms And Antonyms Worksheets](#)

### Adult learning: English as a second language - Ontario.ca

Contact your nearest language assessment centre to get an assessment of your language skills in English or French. These centres are also known as CLARS Centres, which stands for ...

### 181000+ English ESL free printable worksheets, EFL video lessons

A treasure trove of free English ESL handouts pdf & doc, slides, video quizzes with reading & listening comprehension exercises, vocabulary & grammar practice

## **Welcome to Janis's ESL Homepage - Janis's ESL**

Click on the links below to try the monthly Canadian Citizenship Prep Lesson, explore our ESL YouTube channel, or find out about ISSofBC LINC Curriculum Projects.

### *English Language Studies - ESL | Programs | Sheridan College*

Learn English in Canada with Sheridan's English Language Studies (ESL) program. Improve your ability to read, write, speak and listen in English today!

### English as a Second Language and English Literacy Development

Beginning in September 2007, all courses in English as a Second Language (ESL) and English Literacy Development (ELD) for Grades 9 to 12 will be based on the expectations outlined in this ...

### ESL Fast - English Teaching and Learning Resources

With over 2,500 conversations with audio and 3,000 short stories and essays with exercises, you are guaranteed to find something that's right for you. 03 100 Essays: America Is Great!

## **English as a Second Language (ESL) - NAIT**

After you take the placement test, you will learn your ESL starting level. Click below for more information on ESL levels and time it will take to complete the program.

## **English as a Second Language (ESL) Programs - George Brown ...**

Learn more about the flexible program offerings from our School of English as a Second Language (ESL). We have full-time and part-time programs that help prepare you for academics and ...

### *ESL Directions - Online lesson plans and other resources for your ...*

This website offers lesson plans and other resources for teaching ESL beginner students (CLB 1-4). The creator, a TESL Canada certified teacher, shares original lesson plans, including opening and ...

## **Eslflow's Guide to English Language Teaching Resources and ...**

Jun 29, 2025 · New AI tools and workflows allow us to redesign basic language learning topics, making them more multi-modal, engaging, and enjoyable. Check out eslflow's latest Substack ...

### *Adult learning: English as a second languag...*

Contact your nearest language assessment centre to get an assessment of your ...

### 181000+ English ESL free printable worksh...

A treasure trove of free English ESL handouts pdf & doc, slides, video quizzes with ...

## **Welcome to Janis's ESL Homepage - Jani...**

Click on the links below to try the monthly Canadian Citizenship Prep Lesson, ...

### **English Language Studies - ESL | Progr...**

Learn English in Canada with Sheridan's English Language Studies (ESL) program. ...

### *English as a Second Language and Englis...*

Beginning in September 2007, all courses in English as a Second Language (ESL) ...

Enhance your ESL lessons with our engaging synonyms and antonyms worksheets! Discover how these resources can boost vocabulary and comprehension. Learn more now!

[Back to Home](#)