


# Espar Heater Troubleshooting Manual

Operating instructions | EasyStart Timer



Temperature sensor


In the settings and operations described in the following it is assumed that a temperature sensor is connected for a water heater.

In the case of air heaters the temperature sensor installed in the heater and which is provided for control of the heater can also be used to determine the interior temperature.

Add-on unit

An add-on unit can be e.g. a second heater or parking air conditioning. Further, it is also possible to combine a heater with a fan; the fan is then used for air distribution in the vehicle interior.

A heater and the add-on unit can be operated simultaneously or independently of each other.

 Note

The number of symbols and displays differs depending on the installed heater and feature options.

3.2 Factory setting

PROGRAM / PRESELECTION (for all heaters)

- Weekday group Mon – Fri
- Departure time 07:00
- Language DE
- Time format 24 h
- Operating time for preselection (preset) 30 minutes


Air heaters

- Continuous heating operating time
- Setpoint temperature 21 °C

Water heaters

- Operating time 30 minutes
- automatic operating time calculation OFF

3.3 Main menu







Menu bar

Status area


Menu bar




The following menu items can be selected.

Symbol	Funktion
	Heating ON / OFF
	Ventilation ON / OFF
AD	Add-on unit ON / OFF (e.g. a second heater)
	Settings
P	Program / Preselection

 Note

The AD symbol for the ADD-ON UNIT menu item must be activated in the Workshop menu; contact the installation workshop.

The  symbol for the VENTILATION menu item is now displayed, if the heater supports this function.

Only the  and  symbols are displayed in vehicles in ADR mode. If the heater supports the VENTILATION function the  symbol is also displayed.

A  
4  
P

22 1000 34 15 05 EN | 12.2016

www.epcatalogs.com 7

**Espar heater troubleshooting manual** is an essential resource for anyone who owns or operates an Espar heater. These heaters are known for their efficiency and reliability, making them a popular choice for heating vehicles, boats, and even small buildings. However, like any mechanical device, they can encounter issues over time. Understanding how to troubleshoot these problems can save you time, money, and frustration. In this article, we will delve deep into the common problems associated with Espar heaters, their symptoms, and effective troubleshooting methods to ensure your heater operates efficiently.

## Common Issues with Espar Heaters

When dealing with Espar heaters, users often report several common issues.

Recognizing these problems is the first step toward effective troubleshooting. Below are some prevalent issues:

- **No Heat Production:** The heater fails to produce heat even when turned on.
- **Overheating:** The heater runs too hot, potentially leading to system failure.
- **Unusual Noises:** Grinding, rattling, or whistling noises during operation.
- **Fault Codes:** The control panel displays error codes indicating specific malfunctions.
- **Fuel Supply Issues:** Problems with the fuel delivery system, causing poor performance.

## Troubleshooting Steps for Espar Heaters

When faced with any of the above issues, it's critical to follow a structured troubleshooting approach. Here are the steps to take:

### 1. Check the Power Supply

Before delving deeper into potential issues, always start with the basics:

- **Verify Power Source:** Ensure that the heater is properly connected to the power source and that the circuit breaker hasn't tripped.
- **Inspect Fuses:** Check for blown fuses that may have interrupted power to the heater.
- **Examine Wiring:** Look for any loose connections or damaged wiring that could affect performance.

### 2. Inspect Fuel Supply

Fuel-related issues are common culprits when heaters fail to operate effectively. Follow these steps:

- **Check Fuel Level:** Ensure there is enough fuel in the tank. Low fuel levels can cause the heater to shut down.
- **Inspect Fuel Lines:** Look for kinks, blockages, or leaks in the fuel lines

that may restrict flow.

- **Examine Fuel Filter:** A clogged fuel filter can prevent proper fuel delivery. Replace it if necessary.

### 3. Monitor Operation and Error Codes

If the heater is operational but exhibiting issues, it's important to monitor its performance:

- **Listen for Unusual Noises:** Identify any grinding, rattling, or whistling noises, which could indicate mechanical failure.
- **Check Control Panel:** Record any error codes displayed on the control panel. Refer to the Espar heater manual for specific codes and their meanings.

### 4. Clean the Heater Components

Accumulation of dirt and debris can impact heater performance:

- **Clean the Combustion Chamber:** Regular cleaning can prevent soot buildup, which may block airflow and reduce efficiency.
- **Inspect and Clean the Exhaust:** Ensure that the exhaust is free from obstructions to allow for proper ventilation.
- **Check the Air Intake:** Ensure that the air intake is clean and free from blockages.

### 5. System Reset

Sometimes, a simple reset can resolve minor issues:

- **Perform a Soft Reset:** Turn off the heater and disconnect the power for a few minutes before reconnecting it.
- **Factory Reset:** If problems persist, refer to the user manual for instructions on how to perform a factory reset.

## Understanding Error Codes

Espar heaters come equipped with a diagnostic system that displays error codes when problems occur. Familiarizing yourself with these codes can significantly ease troubleshooting. Here are some common error codes and their meanings:

- **Fault Code 02:** Temperature sensor failure.

- **Fault Code 10:** Low voltage detected.
- **Fault Code 11:** High voltage detected.
- **Fault Code 12:** Overheating detected.
- **Fault Code 13:** Combustion air supply restriction.

Always refer to the Espar heater manual for a comprehensive list of error codes and recommended troubleshooting actions.

## Preventative Maintenance Tips

Regular maintenance is key to ensuring your Espar heater operates effectively and extends its lifespan. Here are some preventative maintenance tips:

- **Regular Inspections:** Perform regular inspections of all components to catch issues early.
- **Seasonal Cleaning:** Clean the combustion chamber and other critical components at the beginning of each heating season.
- **Fuel Quality:** Use high-quality fuel to prevent clogging and other fuel-related issues.
- **Professional Servicing:** Schedule professional servicing at least once a year to ensure the system is in optimal condition.

## When to Call a Professional

While many issues can be resolved through troubleshooting, there are instances when it's best to call a professional. Consider seeking help if:

- You're unable to resolve the issue after following the troubleshooting steps.
- You encounter complex electrical or mechanical problems.
- The heater is leaking fuel or coolant.
- You notice persistent error codes that do not clear after resetting.

Calling a professional can prevent further damage and ensure your heater operates safely and efficiently.

# Final Thoughts

In conclusion, having a reliable **Espar heater troubleshooting manual** at hand can empower you to tackle common issues effectively. By following the outlined troubleshooting steps and understanding how to interpret error codes, you can address many problems independently. Remember to prioritize regular maintenance to keep your heater in peak condition and don't hesitate to seek professional assistance when necessary. With proper care and attention, your Espar heater can provide consistent warmth and comfort for years to come.

## Frequently Asked Questions

### **What should I do if my Espar heater won't start?**

First, check the fuel supply and ensure that the heater is receiving power. Verify the fuse and connections for any damage. If the issue persists, consult the troubleshooting manual for specific error codes.

### **How can I reset my Espar heater?**

To reset your Espar heater, turn off the power supply and disconnect the heater for a few minutes. Reconnect and power it back on. Check the manual for any specific reset procedures.

### **What does it mean if my Espar heater is making a strange noise?**

Strange noises can indicate issues such as a blocked exhaust or intake, a malfunctioning fan, or loose components. Refer to the troubleshooting manual to identify the source of the noise.

### **Why is my Espar heater producing smoke?**

Smoke can result from improper fuel combustion or a blockage in the exhaust system. Turn off the heater immediately and check the manual for troubleshooting steps related to smoke issues.

### **How do I check for error codes on my Espar heater?**

To check for error codes, access the heater's control panel. Refer to the troubleshooting manual for specific instructions on interpreting the error codes displayed.

### **What maintenance does my Espar heater need to avoid**

## **issues?**

Regular maintenance includes checking and cleaning the fuel lines, ensuring the air intake and exhaust are clear, inspecting electrical connections, and following the cleaning guidelines in the manual.

## **Can low battery voltage affect my Espar heater's performance?**

Yes, low battery voltage can cause the heater to malfunction or not start. Check the battery voltage and ensure it meets the specifications outlined in the troubleshooting manual.

## **What should I do if my Espar heater is not heating properly?**

If the heater is not heating, check the fuel supply, ensure the unit is properly ventilated, and inspect for any obstructions. The troubleshooting manual will have specific diagnostic steps to follow.

## **How can I prevent my Espar heater from freezing in cold weather?**

To prevent freezing, ensure the heater is set to a proper temperature and consider using a fuel additive to lower the freezing point of the diesel. Refer to the manual for additional winterization tips.

## **Where can I find the Espar heater troubleshooting manual?**

The Espar heater troubleshooting manual can typically be found on the manufacturer's website or in the documentation provided with your heater. Contact customer support if you need further assistance.

Find other PDF article:

<https://soc.up.edu.ph/18-piece/Book?trackid=LKN85-3633&title=double-double-double-math-strategy.pdf>

## **[Espar Heater Troubleshooting Manual](#)**

*Newest and the Most Recent Animal Porn Vids, Fresh XXX*

Treat yourself and with new and fresh animal porn content. Recently updated collection of free bestiality XXX, daily updates and newest zoophilia clips.

### MATURE MOMS BUSH PORN @ A Mature Tube

The hottest free MATURE MOMS BUSH porn videos. The hottest video: Sit down and shut up whilst your hot horny stepmom's pussy, pubes, booty and boobs are Wiggled and jiggled in your face . And there is 1,083 more videos.

### SOLO AMATEUR MATURE VIDEOS @ More Grannies - Free ...

Watch the hottest free MATURE SOLO AMATEUR MATURE porn videos. The hottest one: Practical Lesson in Anatomy Class: Mature Teacher Teaches Anal and Vaginal Penetration and Cums. And we have 33,640 more videos: Solo Amateur Mature, Solo Amateur Milf, Solo Teen, Solo Amateur Squirting Orgasm, Solo Hairy, Solo Selfies and many other.

### **Kinky perverts. Free bestiality porn videos with a huge kind of ...**

Kinky perverts. Hardcore bestiality porn tube with tons of animal sex videos absolutely free for watching and downloading

### **Recent Bestiality Extrem Videos - Bestialityworld.org**

Watch Recent Bestiality Extrem Videos on Bestialityworld.org.

### *Chinese | Bestiality*

Watch chinese sex videos on Bestiality. Browse our chinese collection. New videos added daily.

### **Japanese uncensored. Free collection of bestiality porn videos ...**

Japanese uncensored. Amazing collection of free zoophilia porn and hardcore animal sex in high quality

### **Let.gay - gay porn xxx domination, master, slave, monster cock, ...**

Gay porn xxx domination, master, slave, monster cock, BBC, big dick, bareback, fetish, rough, sex, gangbang gay porn videos for everybody, who wants to enjoy the hottest male sexual scenes

### *Porn video Zoophilia - Most Length - LuxureTV*

Animal Sex and zoophilia video with dog porn and horse porn who fucking with horny bestiality girls. LuxureTV is the biggest porn tube of bestiality and animal sex on the web. The best zoophilia videos are here - Most Length.

### PRIVATE VIDEO VIDEOS @ More Grannies - Free ...

Watch the hottest free MATURE PRIVATE VIDEO porn videos. The hottest one: Private Society Member soiree In Minneapolis. And we have 10,948 more videos: Private Video, Private Homemade, Private Casting, Private Casting X, Private Party, Private Com and many other.

### **Sex Amateur Clips - Real homemade porno's**

Freek Not Freak Porn Mature Wife Share Epik Porn List Dose of Porn Lusty Porn List Zehn Porn List Orgasm Sex List Wife Movies Amateur Wife Videos Bitches flashing Cucolding Amateurs Amateur Bitch Your home tapes Teen Girls Viewers Wives Just Teen Porn Amateurs Fuck Cumshot List Mature Amateur Sex Personal Sex Tapes Tac Amateurs Amateur Porn ...

### **best Dog porn videos page 1 at k9monster.net**

Aug 18, 2023 · Discover a collection of captivating dog-themed videos on this page, offering unique and engaging content for enthusiasts.

### Longest zoo porn - Animal Creampie

Dark pitbull and sexy blondie are screwing hard in doggy style bestiality 45 min

*Asian beastiality uncensored - Extreme Porn Video - LuxureTV*

Extreme porn videos for Asian beastiality uncensored. New videos about asian beastiality uncensored added today! You will find all your kinky fantasies! Even the most perverse.

*Home | MTA*

We would like to show you a description here but the site won't allow us.

"Struggling with your Espar heater? Our comprehensive Espar heater troubleshooting manual offers expert tips and solutions. Learn more to get your heater running smoothly!"

[Back to Home](#)