









Ending Sounds Worksheets For Kindergarten

Ending Sounds

1.  s i <input type="text"/>	2.  t e <input type="text"/>
3.  m a <input type="text"/>	4.  r i <input type="text"/>
5.  v a <input type="text"/>	6.  w e <input type="text"/>
7.  p i <input type="text"/>	8.  b a <input type="text"/>

 LIVEWORKSHEETS

Ending sounds worksheets for kindergarten are essential tools in early childhood education that help young learners develop phonemic awareness, a crucial skill for reading and writing. These worksheets focus on helping children recognize and articulate the final sounds in words, which is critical for spelling and decoding. As kindergartners begin their journey into literacy, providing them with engaging and interactive materials can significantly enhance their learning experience. This article will explore the importance of ending sounds worksheets, various activities included, tips for effective implementation, and additional resources for educators and parents.

Understanding Phonemic Awareness

Phonemic awareness is the ability to hear, identify, and manipulate individual sounds (phonemes) in spoken words. It is a subset of phonological awareness, which encompasses larger units of sound, such as syllables and onsets. Phonemic awareness is a fundamental skill that forms the foundation for reading and writing. Here are some key aspects to understand:

- Importance of Phonemic Awareness: It is a strong predictor of future reading success.
- Components: Includes skills such as rhyming, segmenting sounds, blending sounds, and identifying ending sounds.
- Development: Children typically develop these skills between the ages of 4 and 7, making kindergarten a critical time for instruction.

The Role of Ending Sounds Worksheets

Ending sounds worksheets play a pivotal role in enhancing phonemic awareness among kindergarteners. These worksheets are specifically designed to help children:

- Identify Ending Sounds: Recognize the last sound in a word, which is crucial for phonics and spelling.
- Differentiate Similar Sounds: Help children distinguish between similar-sounding words, improving their auditory discrimination skills.
- Build Vocabulary: Exposure to new words boosts vocabulary and fosters language development.

Types of Ending Sounds Worksheets

Ending sounds worksheets can take various forms, catering to different learning styles and preferences. Here are some common types:

1. Matching Activities:

- Children match pictures of objects to their corresponding ending sounds (e.g., cat - /t/, dog - /g/).
- Helps reinforce recognition of words and their sounds.

2. Fill-in-the-Blank Exercises:

- Worksheets provide a series of words with missing letters at the end, encouraging children to fill in the correct ending sounds.
- Engages children in thinking critically about word structure.

3. Cut and Paste Activities:

- Children cut out pictures or letters and paste them next to the correct ending sounds.
- Combines fine motor skills with phonemic awareness.

4. Sound Sorting:

- Worksheets present groups of pictures that children sort based on their ending sounds (e.g., pictures of bat, hat, and mat sorted by /t/ sound).
- Encourages categorization and analytical thinking.

5. Coloring Activities:

- Worksheets combine coloring with sound recognition, where children color pictures that end with a specific sound.
- Adds a fun, artistic element to learning.

6. Games and Puzzles:

- Worksheets can incorporate games like word searches or crossword puzzles focusing on ending sounds.
- Promotes engagement and enjoyment while learning.

Benefits of Using Ending Sounds Worksheets

Incorporating ending sounds worksheets into kindergarten curricula offers numerous benefits:

- **Enhanced Engagement:** Colorful and interactive worksheets capture children's attention, making learning enjoyable.
- **Reinforced Learning:** Repetition through varied activities helps solidify the understanding of ending sounds.
- **Progress Tracking:** Worksheets provide a tangible way for teachers and parents to assess children's progress.
- **Individualized Learning:** Worksheets can be adapted to meet the specific needs of each child, offering differentiated instruction.

Tips for Implementing Ending Sounds Worksheets

To maximize the effectiveness of ending sounds worksheets in the classroom or at home, consider the following tips:

1. Introduce Phonemic Awareness Gradually:

- Start with simple activities before progressing to more complex worksheets.
- Ensure that children have a strong grasp of beginning sounds before focusing on ending sounds.

2. Use Real-Life Examples:

- Incorporate common objects and words that children encounter daily.
- Help children relate sounds to their environment for better retention.

3. Incorporate Multi-Sensory Approaches:

- Combine visual, auditory, and kinesthetic learning styles.
- Use songs, games, and movement activities alongside worksheets.

4. Provide Immediate Feedback:

- Encourage children to self-check their work or have peers review each other's answers.
- Offer constructive feedback to reinforce correct answers and gently correct mistakes.

5. Encourage Parental Involvement:

- Provide parents with resources and tips to reinforce learning at home.
- Encourage reading together and discussing the ending sounds of words.

6. Adapt Worksheets to Individual Needs:

- Modify worksheets for children with varying levels of phonemic awareness.
- Offer additional support to those who struggle, such as one-on-one sessions

or smaller group activities.

Additional Resources for Educators and Parents

In addition to worksheets, educators and parents can explore various resources to support the learning of ending sounds:

- Online Learning Platforms: Websites like ABCmouse, Starfall, and Education.com offer interactive phonics games and worksheets.
- Books and Literature: Read aloud storybooks that emphasize rhymes and sounds, encouraging children to listen for ending sounds.
- Educational Apps: Utilize apps focused on phonics and literacy skills, such as Endless Alphabet and Phonics Genius.
- Community Resources: Libraries and community centers often have programs and materials focused on literacy development.

Conclusion

Ending sounds worksheets for kindergarten are vital tools that support the development of phonemic awareness, laying a strong foundation for literacy skills. By incorporating a variety of engaging activities, educators and parents can foster an environment where children feel excited about learning. With the right resources and strategies, children can master the recognition of ending sounds, enhancing their overall reading and writing abilities. As young learners embark on their literacy journey, the use of these worksheets will undoubtedly contribute to their success in the years to come.

Frequently Asked Questions

What are ending sounds worksheets for kindergarten?

Ending sounds worksheets for kindergarten are educational resources designed to help young children practice identifying and writing the final sounds in words, enhancing their phonemic awareness and literacy skills.

How can ending sounds worksheets benefit early literacy development?

These worksheets support early literacy development by helping children recognize sound patterns, improve their spelling skills, and build a strong foundation for reading by focusing on the sounds of words.

What types of activities are typically included in ending sounds worksheets?

Ending sounds worksheets often include activities such as matching words to pictures, filling in the blanks with the correct ending sound, and sorting words based on their final sounds.

Are there any free resources available for ending sounds worksheets?

Yes, many educational websites offer free downloadable ending sounds worksheets for kindergarten, allowing teachers and parents to access a variety of activities without any cost.

How can parents effectively use ending sounds worksheets at home?

Parents can use ending sounds worksheets at home by setting aside dedicated time for practice, providing guidance and support, and incorporating fun games or rewards to make learning engaging and enjoyable.

Find other PDF article:

<https://soc.up.edu.ph/19-theme/Book?ID=ZXq20-9294&title=economic-development-bill-massachusetts.pdf>

Ending Sounds Worksheets For Kindergarten

endending_____

endending_____ 1ending n. _____ He was so miserable that he seriously thought about ending it all. _____ 2end n. _____ ...

MDPI_____pending review_____ - _____

_____MDPI_____pending review_____ _____pending review_____ _____

endending_____good ending ...

May 8, 2021 · end_____ending_____ 1. _____“_____”_____ 2. _____

mdpi _____pending editor decision_____ - _____

_____pending editor decision_____12_____2_____3_____

MDPI _____under review_____pending decision_____ ...

_____MDPI_____ _____

_____bad ending_____ - _____

_____ 2011 _____ 1 _____

he_____ne_____? - _____

1 HE=Happy Ending _____ 2 BE=Bad Ending _____Happy Ending_____Good Ending_____ 3 NE=Normal Ending _____

gal game **HE** **BE** **TE** **NE** **HA** **MH** ...

NE=Normal Ending True Ending Bad Ending True Ending Bad Ending Galgame ...

unable to read txt.invalid ending angle_

unable to read txt.invalid ending anglejade Tab txt txt TAB ...

HE (Happy Ending) **BE (Bad Ending)** ...

HE (Happy Ending) **BE (Bad Ending)** 11,505

end ending_

end ending 1 ending n. He was so miserable that he seriously thought about ending it all. ...

MDPI pending review -

MDPI pending review pending review ...

end ending good ending good end...

May 8, 2021 · end ending 1. “” 2. ...

mdpi pending editor decision -

pending editor decision 12 2 3 ...

MDPI under review pending decision -

MDPI ...

Enhance your kindergarten lessons with engaging ending sounds worksheets! Discover how these resources can boost phonemic awareness and make learning fun.

[Back to Home](#)