

Easy Woodworking Projects For Kids



Easy woodworking projects for kids can provide a fantastic introduction to the world of crafting and building. Woodworking not only fosters creativity but also teaches children essential skills such as problem-solving, patience, and fine motor skills. Engaging in these projects can be a fun bonding experience for families, allowing parents and children to work together and learn from one another. In this article, we will explore several easy woodworking projects that are suitable for kids, ensuring safety and enjoyment throughout the process.

Benefits of Woodworking for Kids

Woodworking is more than just a hobby; it offers numerous benefits for children, including:

- **Development of Fine Motor Skills:** Handling tools and manipulating wood helps enhance hand-eye coordination and dexterity.
- **Boosting Creativity:** Kids can express themselves and develop their creative thinking by designing and customizing their projects.
- **Increased Confidence:** Completing a project gives kids a sense of accomplishment, boosting their self-esteem.
- **Learning Patience:** Woodworking requires careful planning and execution, teaching children the value of patience and diligence.
- **Understanding Basic Math and Science:** Measuring, cutting, and assembling components involve fundamental concepts that can reinforce classroom learning.

Safety Tips for Woodworking Projects

Before diving into woodworking projects, it's essential to prioritize safety. Here are some tips to ensure a safe working environment for kids:

1. Supervision is Key

Always supervise children when they are using tools, even if they are simple hand tools.

2. Use Age-Appropriate Tools

Choose tools that are suitable for the child's age and skill level. For younger children, consider using plastic or kid-friendly tools.

3. Safety Gear

Ensure kids wear safety glasses to protect their eyes from wood shavings or debris. For projects involving power tools, hearing protection is also advisable.

4. Teach Proper Tool Use

Take the time to demonstrate how to use each tool safely and correctly. Emphasize the importance of following instructions.

5. Keep the Workspace Clean

A tidy workspace reduces the risk of accidents. Ensure that all tools are put away and that the area is free of clutter before starting a project.

Easy Woodworking Projects for Kids

Here are some simple woodworking projects that children can undertake, along with a brief description of each:

1. Birdhouse

Building a birdhouse is a classic woodworking project that teaches kids about construction and nature.

- **Materials Needed:** Wood boards (cedar or pine), nails or screws, wood glue, sandpaper, and paint (optional).
- **Steps:**
 1. Cut the wood into the desired dimensions for the walls, roof, and base.
 2. Assemble the pieces using nails or screws, ensuring the structure is sturdy.
 3. Sand down any rough edges to prevent splinters.
 4. Paint or decorate the birdhouse as desired, then hang it outside to attract birds.

2. Picture Frame

Creating a picture frame is a fun way for kids to personalize their space.

- **Materials Needed:** Wooden strips (for the frame), wood glue, clamps, and paint or decorations.

- **Steps:**

1. Cut the wood strips to size, ensuring they fit the desired picture dimensions.
2. Glue the corners together and use clamps to secure them while the glue dries.
3. Once dry, let the kids paint or decorate the frame to their liking.

3. Wooden Toy Car

Children love playing with toy cars, and making one can be a delightful project.

- **Materials Needed:** A block of wood, wooden dowels (for wheels), paint, and sandpaper.

- **Steps:**

1. Shape the block of wood into a car form by sanding it down.
2. Drill holes for the wooden dowels to function as wheels.
3. Insert the dowels and ensure they can spin.
4. Let kids paint and decorate their cars.

4. Simple Bookshelf

A small bookshelf can help teach kids organization while being functional.

- **Materials Needed:** Wooden boards, wood screws, wood glue, and sandpaper.

- **Steps:**

1. Cut the wood into three pieces: two sides and one shelf.
2. Attach the shelf to the sides using screws and glue for extra stability.
3. Sand the edges to avoid splinters.
4. Let the child paint or decorate it according to their style.

5. Wooden Coasters

Making coasters is an excellent way for kids to learn about woodworking while creating something useful.

- **Materials Needed:** Thin wooden slices, wood stain or paint, and sandpaper.

- **Steps:**

1. Cut the wood into small squares or circles.
2. Sand the edges to smooth them out.
3. Allow the kids to paint or stain them as desired.

6. Garden Planter Box

A planter box can be a wonderful project that encourages kids to grow plants.

- **Materials Needed:** Wooden boards, nails or screws, wood glue, and sandpaper.

- **Steps:**

1. Cut the boards into pieces for the sides, bottom, and top of the planter.
2. Assemble the pieces using nails or screws, ensuring it is watertight.
3. Sand the edges and let kids paint or decorate the box.
4. Fill it with soil and let the kids plant flowers or vegetables.

Conclusion

Engaging kids in **easy woodworking projects** can be a rewarding experience that cultivates various skills and interests. By ensuring a safe and supportive environment, children can explore their creativity while learning valuable lessons in craftsmanship. The projects outlined above are not only simple to complete but also provide opportunities for children to express themselves and create lasting memories. So gather some materials, put on your safety gear, and embark on a woodworking adventure with your kids!

Frequently Asked Questions

What are some simple woodworking projects suitable for kids?

Some easy woodworking projects for kids include birdhouses, picture frames, wooden toys, garden markers, and simple shelves.

What tools are safe for kids to use in woodworking?

Kids can safely use hand tools such as child-safe saws, hammers, screwdrivers, and sandpaper. Always supervise them closely.

What types of wood are best for children's projects?

Softwoods like pine, cedar, and fir are ideal for kids' projects because they are easier to cut and sand.

How can I ensure safety while kids are woodworking?

Ensure safety by using goggles, gloves, and ensuring adult supervision. Teach kids proper tool use and workspace organization.

What age is appropriate for kids to start woodworking?

Kids as young as 5 years old can start with simple projects under supervision, while older children can handle more complex tasks.

How can woodworking benefit children?

Woodworking helps children develop fine motor skills, creativity, problem-solving abilities, and boosts their confidence when completing projects.

Are there specific woodworking kits designed for kids?

Yes, there are many woodworking kits available for kids that come with pre-cut pieces and easy-to-follow instructions.

What is a good first project for a child learning woodworking?




A good first project for a child is making a simple birdhouse, as it involves basic skills and provides instant gratification.

Find other PDF article:

<https://soc.up.edu.ph/52-snap/pdf?ID=UZm40-7423&title=science-of-identity-foundation-cult.pdf>

Easy Woodworking Projects For Kids

□□□□□□□□□□□□□□ - □□□□

Jun 21, 2023 · 1  2 
 ...

_____ - _____

2011 1 ...

Easy Connect -

```
154 Easy Connect ↑ Easy Connect
...

```

□□□□□□□□"□**Internet**□□□□□□□□□□ ...

.....

..... - ..

.....fn+f9.....lenovo.....f6.....
acer... ..

microsoft edge....._.....

Jun 4, 2022 · microsoft edge.....Microsoft Edge.....”.....
”..... ..

.....**she**..... - ..

.....she.....She hangs out every day near by the beach Havin’a harnican fallin’asleep
..... She looks so sexy when she’s ...

.....**rc100**..... - ..

.....1999.....women easy.....
RC100... ..

.....**E1**....._.....

.....E1.....E1..... 1.....
... ..

Word Power Made Easy..... - ..

Word Power Made Easy Vocabulary Builder Verbal Advantage GRE
2019421GRE..... ..

..... - ..

Jun 21, 2023 · 1..... 2.....
..... ..

..... - ..

..... 2011 1
... ..

.....**Easy Connect**..... - ..

154 Easy Connect ↑Easy Connect.....
..... ..

.....".....*Internet*..... ..

.....
... ..

..... - ..

.....fn+f9.....lenovo.....f6.....
acer... ..

microsoft edge....._.....

Jun 4, 2022 · microsoft edge.....Microsoft Edge.....”.....
”..... ..

she -

She hangs out every day near by the beach Havin'a harnican fallin'asleep
She looks so sexy when she's ...

rc100 -

1999women easy RC100 ...

E1_

E1E1 1 ...

Word Power Made Easy -

Word Power Made Easy Vocabulary Builder Verbal Advantage GRE
2019421GRE ...

Discover fun and easy woodworking projects for kids that spark creativity and build skills. Perfect for family bonding! Learn more and start crafting today!

[Back to Home](#)