




# Editing Worksheets For 4th Grade

SCIENCE ARTICLE: A Sticky Business		Daily Paragraph Editing
Name _____		
<h3>A Sticky Business</h3> <p>Did you know that the chewing gum industry is more than just a sticky business it also earns millions of dollars. The united states produces about 24,000,000 miles of chewing gum each year gum is available in different varieties flavors and shapes but did you ever wonder wear gum comes from Did you ever wonder how its made and where and when the first people began to chew it People have been chewing gum it turns out for a very long time</p>		 <ul style="list-style-type: none"><li>• commas</li><li>• question marks</li></ul> 
MONDAY	WEEK 1	
<p>more than a thousand years ago the mayans and other peoples of central america chewed chicle. Chicle is the hardened sap of the sapodilla tree ancient greeks we're chewing gum made from the sap of the mastic tree. the native americans of north america were chewing gum made from spruce sap. By the early 1800s the first store to make and sell spruce gum had opened in north america. in the 1860s, the use of chicle as a chewing gum was developed and gums popularity began to raise</p>		 <ul style="list-style-type: none"><li>• commas</li><li>• names of places</li><li>• names of ethnic groups</li></ul>
TUESDAY	WEEK 1	

©2004 by Evans-Moore Corp. • Daily Paragraph Editing, Grade 4 • EMC 2729

Copyrighted Material

Editing worksheets for 4th grade can be a vital tool in helping students develop their writing and comprehension skills. At this stage of their education, children are beginning to refine their ability to express their thoughts clearly and accurately. Editing worksheets not only provide practice for the students but also serve as a framework for teachers to assess and guide their development. In this article, we will explore the importance of editing skills, types of editing worksheets, tips for creating effective worksheets, and strategies for teaching editing in a 4th-grade classroom.

## Importance of Editing Skills

Editing skills are an essential component of writing that students must master by the time they reach 4th grade. This skill set is not just an academic requirement; it also plays a critical role in their overall

communication abilities. Here are a few reasons why editing skills are important:

## **1. Enhancing Clarity and Understanding**

- Editing helps students learn how to convey their ideas more clearly.
- By revising their work, they can identify confusing passages and improve sentence structure.

## **2. Developing Attention to Detail**

- Editing teaches students to pay attention to grammar, punctuation, and spelling.
- This attention to detail is crucial in all forms of communication, both written and verbal.

## **3. Fostering Independence**

- As students become more proficient in editing, they can take greater responsibility for their writing.
- This independence encourages them to take pride in their work and strive for improvement.

## **4. Preparing for Future Academic Challenges**

- Strong editing skills will benefit students in higher grades, where writing assignments become more complex.
- The ability to revise and edit is a lifelong skill that extends beyond the classroom.

## **Types of Editing Worksheets**

There are various types of editing worksheets designed specifically for 4th-grade students. These worksheets can focus on different aspects of writing and editing skills, allowing teachers to tailor their instruction to meet the needs of their students. Here are some common types of editing worksheets:

### **1. Grammar and Mechanics Worksheets**

- These worksheets focus on the fundamental rules of grammar and punctuation.
- Activities may include correcting sentence fragments, run-on sentences, and subject-verb agreement.

### **2. Spelling and Vocabulary Worksheets**

- Worksheets that emphasize spelling and vocabulary help students recognize and correct misspelled words.

- Activities may include fill-in-the-blank exercises or word searches that incorporate vocabulary words.

### **3. Structure and Organization Worksheets**

- These worksheets help students understand how to structure their writing effectively.
- Exercises may include rearranging sentences to improve flow or identifying the main idea and supporting details in a paragraph.

### **4. Peer Editing Checklists**

- Peer editing worksheets encourage collaboration among students.
- Checklists allow students to assess each other's work based on criteria like clarity, coherence, and correctness.

## **Tips for Creating Effective Editing Worksheets**

Creating effective editing worksheets requires thoughtful planning and consideration of students' needs. Here are some tips to help educators design worksheets that will engage and challenge their students:

### **1. Use Clear and Concise Language**

- Make instructions easy to understand by using simple language.
- Provide examples to illustrate what is expected in each task.

### **2. Incorporate Varied Activities**

- Include a mix of activities such as multiple-choice questions, fill-in-the-blanks, and short-answer responses.
- Varied tasks keep students engaged and cater to different learning styles.

### **3. Align with Learning Standards**

- Ensure that the worksheets align with the 4th-grade writing and language standards.
- This alignment ensures that students are practicing relevant skills that will be assessed.

### **4. Include Opportunities for Reflection**

- Incorporate questions that encourage students to think about their own writing processes.

- Ask them to reflect on what they learned from the editing exercise and how they can apply it to their writing.

## **Strategies for Teaching Editing in a 4th-Grade Classroom**

Teaching editing can be challenging, but with the right strategies, educators can help students develop their skills effectively. Here are some strategies to consider:

### **1. Model the Editing Process**

- Demonstrate the editing process using examples of student work or sample texts.
- Show how to identify errors and suggest improvements step-by-step.

### **2. Use Technology**

- Incorporate digital tools that assist with editing, such as grammar checkers and writing apps.
- Allow students to use these tools to enhance their editing skills while also familiarizing them with technology.

### **3. Foster a Growth Mindset**

- Encourage students to view editing as a natural part of the writing process rather than a chore.
- Reinforce that making mistakes is okay and that editing is an opportunity for growth.

### **4. Conduct Peer Review Sessions**

- Organize peer review sessions where students can edit each other's work.
- This collaborative approach promotes teamwork and helps students see different perspectives on writing.

### **5. Create a Classroom Editing Center**

- Set up a dedicated space with resources like reference books, editing checklists, and sample worksheets.
- Allow students to visit this center during free time or as part of a writing rotation.

# Sample Editing Worksheet

To illustrate how editing worksheets can be structured, here is a sample worksheet that can be used in a 4th-grade classroom:

## Editing Worksheet: Sentence Correction

Instructions: Read the sentences below. Identify the errors and rewrite the sentences correctly.

1. the cat chased it's tail around the yard.

Corrected: \_\_\_\_\_

2. She dont like to eat vegetables because their too crunchy.

Corrected: \_\_\_\_\_

3. After school, me and my friends goes to the park.

Corrected: \_\_\_\_\_

4. Their going to the movies this weekend, I hope it is a good show.

Corrected: \_\_\_\_\_

5. The book was very interesting and I couldn't put it down.

Corrected: \_\_\_\_\_

## Reflection Questions:

- What strategies did you use to find the errors?
- How can you apply what you learned from this exercise to your own writing?

## Conclusion

Editing worksheets for 4th grade are a powerful educational tool that helps students develop their writing skills while fostering critical thinking and attention to detail. By understanding the importance of editing, utilizing various types of worksheets, and implementing effective teaching strategies, educators can create an engaging learning environment that encourages students to become proficient editors and confident writers. As students refine these skills, they will be better prepared for future writing tasks, both in school

and beyond, ensuring that they carry these essential skills throughout their academic careers and into adulthood.

## **Frequently Asked Questions**

### **What are some effective strategies for editing worksheets for 4th graders?**

Use clear and simple language, ensure age-appropriate content, include engaging visuals, and provide a variety of question types to cater to different learning styles.

### **How can I make math worksheets more interesting for 4th graders?**

Incorporate real-world problems, use fun themes like sports or animals, and add interactive elements like puzzles or games.

### **What common mistakes should I look for when editing reading comprehension worksheets?**

Check for age-appropriate vocabulary, ensure questions align with the text, and avoid ambiguous wording that may confuse students.

### **How can I ensure my worksheets align with 4th grade standards?**

Refer to state or national educational standards, use a curriculum guide, and seek feedback from other educators to confirm alignment.

### **What role does visual appeal play in editing worksheets for 4th graders?**

Visual appeal can enhance engagement and motivation, making it easier for students to focus and grasp concepts. Use colors, images, and varied layouts strategically.

### **How can I incorporate technology into 4th grade worksheets?**

Consider creating interactive digital worksheets, using educational apps, or incorporating QR codes that link to videos or online resources.

### **What types of assessment questions are best for 4th graders?**

Include multiple-choice, short answer, and true/false questions to assess different levels of understanding and critical thinking skills.

## How often should I revise my worksheets for 4th graders?

Regularly revise worksheets based on student feedback, performance data, and changes in curriculum standards, ideally after each unit or topic.

## What should I consider when editing science worksheets for 4th graders?

Ensure concepts are age-appropriate, use relatable examples, and include hands-on activities or experiments that reinforce the material.

## How can I provide differentiation in my worksheets for diverse learners?

Offer varying levels of difficulty, include visual aids, provide options for verbal or written responses, and allow for collaborative work to support all learners.

Find other PDF article:

<https://soc.up.edu.ph/61-page/files?dataid=rKm72-1166&title=the-secret-free-ebook-sampler-lee-child.pdf>

## [Editing Worksheets For 4th Grade](#)

[Cheap Flights from Perth to Phuket | Webjet AU](#)

Jul 1, 2025 · Webjet compares cheap airfares from Perth to Phuket Airport to find great deals. Book cheap flights from Perth to Phuket for the holiday of a lifetime.

### **Cheap Flights from Perth (PER) to Phuket (HKT) - Skyscanner**

Flight deals from Perth to Phuket Looking for a cheap last-minute deal or the best return flight from Perth to Phuket? Find the lowest prices on one-way and return tickets right here.

### **Flights from Perth to Phuket \$499 - Flight Centre**

Search cheap flight airfare and ticket deals for flights from Perth (PER) to Phuket (HKT) from \$476

[\\$197+ Flights from Perth to Phuket City | Cheapflights](#)

Book flights from Perth (PER) to Phuket (HKT) starting at \$197. Search real-time flight deals from Perth to Phuket City on Cheapflights.com.au.

*\$125 Flights from Perth (PER) to Phuket (HKT) | Skyscanner*

Find the best deals on flights from Perth (PER) to Phuket (HKT). Compare prices from hundreds of major travel agents and airlines, all in one search.

### **Find Cheap Flights from Perth to Phuket - Google Flights**

Prices are for flights from Perth to Phuket for 1 adult in Economy. Flight times are based on nonstop flights or flights with the fewest stops available.

### *\$177 CHEAP FLIGHTS from Perth to Phuket - KAYAK*

Find flights to Phuket from \$177. Fly from Perth on Scoot, Jetstar, AirAsia and more. Search for Phuket flights on KAYAK now to find the best deal.

### \$176 Cheap Flights from Perth to Phuket in 2025 | momondo

Search and compare airfare from 1000+ airlines and travel sites to get the cheapest flights from Perth to Phuket with momondo.

### Flights Perth to Phuket - Book with eDreams

Sep 7, 2017 · Book cheap flights from Perth to Phuket with eDreams. Find offers on flights with all airlines, traditional and low cost, and read customer reviews

### **Flights from Perth to Phuket (PER to HKT) - Airlines & Best Routes**

Find the fastest flights and airline route options from Perth International (PER) to Phuket International Airport (HKT). See airline schedules, flight times, maps and connecting airports.

### **Book Cheap Perth to Phuket Flights (PER to HKT)**

Flights to Phuket from Perth Book a Perth to Phuket flight and start a holiday that offers both relaxation and adventure. Enjoy exploring more than 30 beaches, all boasting great snorkelling ...

### Perth to Phuket Flights | Thai Airways from AUD1,108

Find the lowest prices for flights from Perth to Phuket and enjoy award-winning service and in-flight entertainment from Thai Airways See all great offers!

### **I cannot receive e-mail from netflix. They are not blocked.**

Sep 28, 2023 · I cannot receive e-mail from netflix. They are not blocked. I just wanted to change my password on netflix because i forgot it, but when i let netflix send me a recovery mail for my ...

### **Hi I have downloaded Netflix app and I can't find the menu bar ...**

Note: You can open Netflix app on your mobile> Click on My Netflix tab at the bottom right> Click on three horizontal lines> Help> Call. Apologies for redirecting you to different community as ...

### *How to get 5.1 surround on Windows 11 - Microsoft Community*

Hello, John Harrison Welcome to the Microsoft Community. Hello, thank you for your feedback on your issue here, it seems that you are experiencing blurred dialog for watching movies in ...

### **Create an automated script that login in into netflix**

Create an automated script that login in into netflix Asked 8 years, 10 months ago Modified 8 years, 10 months ago Viewed 4k times

### **Netflix App Not Working On Xbox One - Microsoft Community**

Sep 13, 2022 · Netflix isn't fully loading on my Xbox one. It will open, get to the profiles screen once you choose a profile you just get a black screen. I've uninstalled and reinstalled app. ...

### **Accessing Netflix without signing in - Microsoft Community**

Jul 16, 2025 · My son is able to watch Netflix without signing into his account, and this is the only app he has where he's able to do this. Is there a way to stop this, or attaching the Netflix app to ...

### Netflix video player in Chrome - how to seek? - Stack Overflow

I have been unable to figure out how to do a video seek (automatically advance to a certain point in the video) in the Netflix video player running in Chrome. The currentTime property can be ...



## **Launching Android Netflix App And Passing Video Id**

Aug 14, 2013 · In the app I am working on I want to support Netflix streaming. I intend on doing this by simply starting Netflix and passing a specific URI so it plays a specific video when ...

## *Xbox live needed for Netflix - Microsoft Community*

Sep 19, 2015 · My family was watching Netflix through my Xbox Live account, setup that way simply because I'm the one with the Netflix account, so it made sense to sign in under my Xbox ...

## dolby atmos not working in games and netflix - Microsoft ...

Jan 4, 2020 · I deleted everything from the Xbox, installed the dolby app, it says its working yet the amp only picks up an atmos signal from disks. I only get DTS sound from games, apps and ...

Enhance your 4th grader's writing skills with engaging editing worksheets! Discover how these resources can boost comprehension and confidence. Learn more!

[Back to Home](#)