

# Easy Baby Blankets To Knit



**Easy baby blankets to knit** are a wonderful project for both novice and experienced knitters alike. Knitting a baby blanket is not only a practical endeavor but also a heartfelt gift that can be cherished for years to come. With various patterns and techniques available, you can create something beautiful and comforting for a little one. In this article, we'll explore some easy patterns, essential tips, and yarn recommendations to help you get started on your knitting journey.

## Why Knit a Baby Blanket?

Knitting a baby blanket is a rewarding experience for several reasons:

- **Practicality:** Baby blankets are essential for keeping infants warm and cozy.
- **Gift Potential:** A hand-knitted blanket makes a thoughtful gift for baby showers or new parents.

- **Personal Touch:** Handmade items carry a sense of love and care that store-bought products often lack.
- **Skill Development:** Knitting a blanket allows you to practice and refine your knitting skills.

## Essential Tools for Knitting Baby Blankets

Before diving into the patterns, it's essential to gather your supplies:

1. **Knitting Needles:** Depending on the pattern, you may need straight or circular needles. Consider size 8 to 10 needles for most baby blanket patterns.
2. **Yarn:** Choose soft, baby-friendly yarn. Look for yarn labeled as "baby" or "soft" for comfort.
3. **Scissors:** For cutting your yarn at the end of your project.
4. **Tapestry Needle:** For weaving in ends and finishing your blanket.
5. **Measuring Tape:** To ensure your blanket meets the desired dimensions.

## Choosing the Right Yarn

Selecting the correct yarn is vital for knitting a baby blanket. Here are some factors to consider:

### 1. Fiber Content

- **Acrylic:** Affordable, easy to wash, and comes in various colors. Ideal for beginners.
- **Cotton:** Soft, breathable, and hypoallergenic, making it great for warmer climates.
- **Wool:** Natural, warm, and can be a bit scratchy. Opt for superwash wool for easy care.

### 2. Weight

- Bulky yarn is excellent for quick projects, while worsted weight offers a

balance of warmth and ease of knitting.

### **3. Color and Texture**

- Choose colors that are suitable for babies. Soft pastels or vibrant primary colors are popular choices. Textured yarns can add visual interest to your blanket.

## **Easy Baby Blanket Patterns**

Now that you have your tools and materials, let's look at some easy patterns you can try:

### **1. Garter Stitch Blanket**

The garter stitch is one of the simplest knitting techniques, making this blanket perfect for beginners.

Instructions:

- Cast on: 100 stitches (or your desired width).
- Knit every row until the blanket reaches your desired length.
- Bind off: Once you reach the desired length, bind off your stitches.

This pattern creates a soft, squishy fabric that is perfect for snuggling.

### **2. Seed Stitch Blanket**

The seed stitch adds texture and visual interest while remaining easy to knit.

Instructions:

- Cast on: A multiple of 2 stitches plus 1 (e.g., 101).
- Row 1: K1, P1; repeat from to end.
- Row 2: P1, K1; repeat from to end.
- Repeat these two rows until the blanket is the desired length.

The alternating knit and purl stitches create a lovely bumpy texture, making it a delightful option.

### **3. Striped Blanket**

Stripes are a simple way to add color and style to your baby blanket.

Instructions:

- Cast on: A multiple of your desired stripe width (e.g., 80 stitches for a

4-inch stripe).

- Knit in stripes: Alternate your yarn every 4-6 rows to create stripes.
- Bind off when you reach your desired length.

This pattern allows for creativity with color combinations and can be easily customized for any baby's nursery.

## **4. Basic Cable Blanket**

If you're feeling adventurous, a simple cable pattern can add elegance to your blanket.

Instructions:

- This project requires a basic understanding of cable knitting.
- Cast on: A multiple of 12 stitches plus 2 (e.g., 38).
- Follow a simple cable pattern or look for free resources online to guide you through the cabling process.
- Continue until the desired length is achieved.

Cabled blankets can be incredibly warm and sophisticated, making them perfect for a special gift.

## **Tips for Successful Knitting**

To ensure a smooth knitting experience, keep the following tips in mind:

### **1. Gauge Swatch**

Always knit a gauge swatch to ensure your blanket will be the correct size. This is especially important if you're following a pattern.

### **2. Take Breaks**

Knitting can be hard on your hands. Take regular breaks to avoid fatigue and maintain your enthusiasm.

### **3. Keep it Simple**

If you're new to knitting, stick with straightforward patterns and techniques until you feel more confident.

### **4. Use Stitch Markers**

If your pattern involves repeating sections, use stitch markers to keep track

of your place.

## 5. Practice Patience

Knitting can be a time-consuming process, especially with larger projects. Enjoy the journey and don't rush!

## Finishing Your Baby Blanket

Once you have completed your blanket, it's time to finish it properly:

### 1. Weaving in Ends

Use a tapestry needle to weave in any loose ends of yarn to prevent unraveling.

### 2. Blocking

Blocking can help even out stitches and give your blanket a polished look. Soak the blanket in lukewarm water, gently squeeze out excess water, and lay it flat to dry.

### 3. Care Instructions

Include care instructions if you are gifting the blanket. Most baby blankets can be machine washed, but it's essential to check the yarn label.

## Conclusion

Creating **easy baby blankets to knit** is a fulfilling project that can bring joy to both the knitter and the recipient. With a variety of patterns and yarn choices, there's something to suit every style and skill level. Whether you choose a simple garter stitch or an intricate cable design, the love and effort you pour into your work will surely be appreciated. Happy knitting!

## Frequently Asked Questions

**What materials are best for knitting an easy baby**

## **blanket?**

Soft, hypoallergenic yarns such as cotton, bamboo, or acrylic are ideal for knitting an easy baby blanket, as they are gentle on a baby's skin.

## **What are some beginner-friendly knitting patterns for baby blankets?**

Patterns like the garter stitch, stockinette stitch, or simple ribbing are beginner-friendly and can be used to create beautiful baby blankets.

## **How long does it typically take to knit a baby blanket?**

The time it takes to knit a baby blanket can vary, but most beginners can complete one in 1-2 weeks, depending on the complexity of the pattern and the time dedicated each day.

## **What size should I make a baby blanket?**

A typical size for a baby blanket is around 30x36 inches, but you can adjust the size based on personal preference or the intended use.

## **Are there specific knitting techniques I should learn for baby blankets?**

Basic techniques like casting on, knitting, purling, and binding off are essential for creating baby blankets. You may also want to learn how to change colors and work in stripes.

## **Can I knit a baby blanket using circular needles?**

Yes, circular needles can be used for knitting baby blankets, especially if you are making a larger blanket, as they can accommodate more stitches and reduce strain on your wrists.

## **What is the best way to care for a knitted baby blanket?**

To care for a knitted baby blanket, it's best to hand wash it in cold water with mild detergent and lay it flat to dry to maintain its shape and texture.

## **Are there any safety considerations when knitting baby blankets?**

Yes, ensure that your yarn is non-toxic and free from small parts that could pose a choking hazard. Always check for loose threads or any potential hazards before giving the blanket to a baby.

## What are some popular color schemes for baby blankets?




Soft pastels like mint green, pale pink, and baby blue are popular choices, but you can also use bright colors or neutral tones based on the nursery theme or personal preference.

Find other PDF article:

<https://soc.up.edu.ph/20-pitch/Book?trackid=xll25-6592&title=engineering-an-empire-maya-worksheets-answers.pdf>

## Easy Baby Blankets To Knit

□□□□□□□□□□□□□□ - □□□□

Jun 21, 2023 · 1  2   
 ...

□□□□□□□□□□□□□□□□ - □□

2011 1

...

## Easy Connect -

154 Easy Connect Easy Connect ↑ Easy Connect Easy Connect Easy Connect ...

□□□□□□□□"□□Internet□□□□□□□□□□□□ ...

[illegible]

\_\_\_\_\_ - \_\_\_\_\_

```

lenovo
acer
...

```

**microsoft edge**

Jun 4, 2022 · microsoft edge Microsoft Edge " ...

□□□□**she**□□□□ - □□□□

she She hangs out every day near by the beach Havin'a harnican fallin'asleep  
She looks so sexy when she's ...

rc100 -

1999 women easy RC100 ...





[Back to Home](#)