

Docs Dip Kc Masterpiece Recipe

www.cookbookfundraiser.com

KC Masterpiece Doc's Dip recipe - from the Aunts, Aprons, Appetites and Anecdotes Family Cookbook

Docs Dip KC Masterpiece Recipe is a culinary delight that has taken many backyard gatherings and tailgate parties by storm. This mouthwatering dip combines the smoky, tangy flavors of barbeque with the creamy richness of cheese, creating a dish that is not only delicious but also incredibly easy to prepare. In this article, we will explore the origins of this dip, provide a step-by-step recipe, and share tips for customization and serving suggestions. Get ready to impress your friends and family with this flavorful dish that brings everyone together!

Origins of Docs Dip KC Masterpiece

The Docs Dip KC Masterpiece recipe is a relative newcomer to the world of dips, but its roots are deeply embedded in American barbeque culture. KC Masterpiece, a brand known for its barbecue sauces and marinades, has become synonymous with Kansas City-style barbeque. The original recipe is believed to have been created by a barbecue enthusiast who combined their love for Kansas City-style ribs with a creamy dip concept, resulting in a dish that captures the essence of the region's culinary heritage.

The dip is often served at gatherings such as tailgating events, family reunions, and summer cookouts, becoming a staple for anyone looking to add a unique twist to their appetizer selection. With its perfect blend of flavors, it has garnered a loyal following, making it a must-try for those who enjoy bold and savory dishes.

Ingredients for Docs Dip KC Masterpiece

To make Docs Dip KC Masterpiece, you will need the following ingredients:

Main Ingredients

1. Cream Cheese (2 packages, softened) - This serves as the base for the dip, providing a creamy texture.
2. Sour Cream (1 cup) - Adds tanginess and balances the richness of the cream cheese.
3. KC Masterpiece Barbecue Sauce (1 cup) - The star ingredient that infuses the dip with smoky and sweet flavors.
4. Shredded Cheese (2 cups, a blend of cheddar and Monterey Jack) - Adds depth and a cheesy goodness.
5. Cooked and Crumbled Bacon (1 cup) - For that extra crunch and savory flavor.
6. Chopped Green Onions (1/2 cup) - Freshness and crunch to elevate the overall taste.

Optional Ingredients

- Jalapeños (finely chopped, to taste) - For those who like a spicy kick.
- Black Olives (sliced) - For added flavor and a Mediterranean touch.
- Chopped Fresh Parsley or Cilantro - For garnish and added freshness.

Step-by-Step Recipe

Making Docs Dip KC Masterpiece is simple and straightforward. Here's how to do it:

Preparation Steps

1. Preheat the Oven: Preheat your oven to 350°F (175°C).
2. Mix the Base: In a large mixing bowl, combine the softened cream cheese and sour cream. Use an electric mixer or a spatula to blend until smooth and creamy.
3. Add the Barbecue Sauce: Pour in the KC Masterpiece barbecue sauce and mix until well incorporated. The mixture should have a beautiful marbled effect.

4. Stir in the Cheese: Gradually fold in the shredded cheese, reserving a handful for topping later. Ensure the cheese is evenly distributed throughout the mixture.
5. Bacon and Onions: Add the crumbled bacon and chopped green onions to the mix, stirring gently to combine.
6. Transfer to Baking Dish: Pour the mixture into a baking dish (a 9x9-inch dish works well) and spread it evenly.
7. Top with Cheese: Sprinkle the reserved cheese on top of the dip, allowing it to melt and create a delicious crust during baking.
8. Bake: Place the dish in the preheated oven and bake for 25-30 minutes, or until the dip is bubbly and golden brown on top.
9. Garnish: Once baked, remove from the oven and let it cool slightly. Garnish with additional chopped green onions and any optional toppings you desire.

Serving Suggestions

Docs Dip KC Masterpiece is incredibly versatile and can be served with a variety of accompaniments. Here are some popular options:

Best Dippers

- Tortilla Chips: Perfect for scooping and adds a nice crunch.
- Vegetable Sticks: Carrots, celery, and bell peppers provide a fresh and healthy option.
- Crackers: Choose your favorite savory crackers for added flavor.
- Bread Cubes: Sourdough or French bread cubes can be delightful for dipping.

Pairing Drinks

To enhance your dip experience, consider pairing it with the following beverages:

1. Beer: A light lager or amber ale complements the smoky flavors of the dip.
2. Wine: A chilled Chardonnay or a fruity red wine can also work well.
3. Non-Alcoholic Options: Sparkling water with a slice of lemon or iced tea can be refreshing choices.

Customization Tips

One of the great things about Docs Dip KC Masterpiece is its adaptability. Here are some ideas to customize your dip:

- Spicy Variation: Add diced jalapeños or a few dashes of hot sauce to kick up the heat.
- Meat Lovers: Include additional cooked meats, such as pulled pork or

chicken, for a heartier dip.

- Cheese Lovers: Experiment with different cheese blends, such as pepper jack or gouda, to change the flavor profile.
- Herb Infusion: Mix in fresh herbs like thyme or rosemary for an aromatic twist.

Conclusion

The Docs Dip KC Masterpiece recipe is more than just a dip; it's a celebration of flavors that brings people together. Its creamy texture, smoky barbecue taste, and crisp toppings make it a go-to choice for any occasion. Whether you are hosting a backyard barbecue, throwing a game day party, or simply looking for a delicious snack, this recipe is sure to impress.

With its simple preparation and endless customization options, Docs Dip KC Masterpiece is not just a dish but a way to connect with others and create lasting memories. So gather your ingredients, invite your friends, and enjoy this delightful dip that embodies the spirit of American barbeque culture!

Frequently Asked Questions

What are the key ingredients in the Docs Dip KC masterpiece recipe?

The key ingredients typically include cream cheese, ranch dressing mix, shredded cheddar cheese, cooked bacon, and green onions.

How long does it take to prepare the Docs Dip KC masterpiece?

Preparation time is approximately 10-15 minutes, and it can be served immediately or chilled for more flavor.

Can the Docs Dip KC masterpiece be made ahead of time?

Yes, you can prepare it a day in advance and store it in the refrigerator to allow the flavors to meld.

What types of dippers pair well with the Docs Dip KC masterpiece?

Vegetables like carrots and celery, tortilla chips, crackers, and even breadsticks are great dippers for this dip.

Is there a way to make the Docs Dip KC masterpiece recipe healthier?

You can substitute Greek yogurt for cream cheese and use low-fat cheese and turkey bacon to make a lighter version.

What occasions are best for serving the Docs Dip KC masterpiece?

It's perfect for parties, game days, potlucks, and any gathering where you're looking for a crowd-pleasing appetizer.

Find other PDF article:

<https://soc.up.edu.ph/49-flash/pdf?trackid=vGn26-8129&title=quadratic-equation-word-problem-worksheet.pdf>

Docs Dip Kc Masterpiece Recipe

How to use Google Docs

Docs (mobile) How to use Google Docs Visit the Learning Center Using Google products, like Google Docs, at work or school? Try powerful tips, tutorials, and templates. Learn to work on ...

Google Docs training and help - Google Workspace Learning Center

Docs quick start guides Quickly learn how to create and edit a document, move to Docs from another online word processor, and more. Get started with Docs Switch to Docs

What you can do with Docs - Google Workspace Learning Center

With Google Docs, you can create and edit text documents right in your web browser—no special software is required. Even better, multiple people can work at the same time, you can see ...

Create your first document in Google Docs

Get started with Docs in Google Workspace What you can do with Docs Create your first document in Google Docs Document sharing basics in Google Docs Print, save, or customize ...

How to use Google Docs - Computer - Google Docs Editors Help

Docs (mobile) How to use Google Docs Visit the Learning Center Using Google products, like Google Docs, at work or school? Try powerful tips, tutorials, and templates. Learn to work on ...

Google Docs Editors Help

Official Google Docs Editors Help Center where you can find tips and tutorials on using Google Docs Editors and other answers to frequently asked questions.

Google Docs - Google Workspace








Google Docs is a cloud-based word processing application that allows you to create, edit, and share documents online. You can work on documents from any device with an internet connection, and you can collaborate with others in real-time. Google Docs also offers a variety of templates and tools to help you create professional-looking documents.

..."

Utiliser Google Docs

Docs (mobile) Utiliser Google Docs Consulter le centre de formation Vous utilisez des produits Google, comme Google Docs, dans votre entreprise ou votre établissement scolaire ? Essayez ...

Google

 Microsoft PowerPoint  Google  Google    Vids  Learn about prompts for Gemini in Docs, Sheets, Slides, Vids & ...

Cómo usar Documentos de Google

Docs (mobile) Cómo usar Documentos de Google Visita el centro de aprendizaje ¿Usas productos de Google, como Documentos de Google, en el trabajo o en clase? Prueba estos ...

How to use Google Docs

Docs (mobile) How to use Google Docs Visit the Learning Center Using Google products, like Google Docs, at work or school? Try powerful tips, tutorials, and templates. Learn to work on ...

Google Docs training and help - Google Workspace Learning Center

Docs quick start guides Quickly learn how to create and edit a document, move to Docs from another online word processor, and more. Get started with Docs Switch to Docs

What you can do with Docs - Google Workspace Learning Center

With Google Docs, you can create and edit text documents right in your web browser—no special software is required. Even better, multiple people can work at the same time, you can see ...

Create your first document in Google Docs

Get started with Docs in Google Workspace What you can do with Docs Create your first document in Google Docs Document sharing basics in Google Docs Print, save, or customize ...

How to use Google Docs - Computer - Google Docs Editors Help

Docs (mobile) How to use Google Docs Visit the Learning Center Using Google products, like Google Docs, at work or school? Try powerful tips, tutorials, and templates. Learn to work on ...

Google Docs Editors Help

Official Google Docs Editors Help Center where you can find tips and tutorials on using Google Docs Editors and other answers to frequently asked questions.

Google - - Google

  Google            

Discover the ultimate docs dip kc masterpiece recipe that's perfect for any gathering! Elevate your snacking game today. Learn more and impress your guests!

[Back to Home](#)