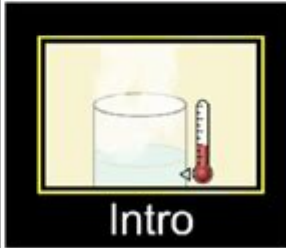
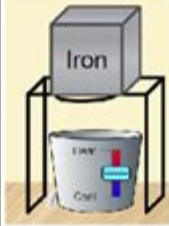




Discovery Lab Exploring Work And Energy Answers

Thermal Energy Flow PhET Lab

Hello, first make a copy of this document. Make sure that you change the title to "Your Name-Thermal Energy Flow PhET Lab." For example, if your name is Laura Marano, you would change the title to "Laura Marano-Thermal Energy Flow PhET Lab."

Part 1: Heat

Written Instructions/Questions	Picture Instructions/Answers
Go to https://phet.colorado.edu/sims/html/energy-forms-and-changes/latest/energy-forms-and-changes_all.html and click "Intro"	 Intro
Place the iron cube on the heater.	
Turn on the energy symbols.	<input checked="" type="checkbox"/> Energy Symbols  <input type="checkbox"/> Link Heaters 

Discovery Lab Exploring Work and Energy Answers is an engaging and educational experience designed for students and educators alike. Focusing on the fundamental concepts of work and energy, this lab provides hands-on activities that help to solidify understanding of these critical areas of physics. This article will delve into the various activities you can expect to encounter in the discovery lab, the principles of work and energy that are explored, and the answers to common questions that arise during these experiments.

Understanding Work and Energy in Physics

Work and energy are two interconnected concepts in physics that describe how forces affect the

motion of objects. Work is defined as the transfer of energy that occurs when a force is applied to an object, causing it to move. The formula for calculating work (W) is given by:

$$W = F \times d \times \cos(\theta)$$

Where:

- W is the work done (in joules),
- F is the force applied (in newtons),
- d is the distance moved by the object (in meters),
- θ is the angle between the force and the direction of motion.

Energy, on the other hand, is the capacity to do work. It exists in various forms, such as kinetic energy, potential energy, thermal energy, and more. The principle of conservation of energy states that energy cannot be created or destroyed; it can only change from one form to another.

Key Concepts Explored in the Discovery Lab

The discovery lab exploring work and energy typically includes several key concepts and activities. These are designed to help students understand the principles of work and energy through real-world applications.

1. Kinetic Energy

Kinetic energy (KE) is the energy possessed by an object due to its motion. The formula for calculating kinetic energy is:

$$KE = \frac{1}{2} mv^2$$

Where:

- m is the mass of the object (in kilograms),
- v is the velocity of the object (in meters per second).

In the lab, students may use carts or balls to explore how changes in mass and speed affect kinetic energy. Activities could include:

- Measuring the speed of a rolling cart.
- Calculating the kinetic energy of the cart at different speeds.
- Observing how increasing mass changes kinetic energy.

2. Potential Energy

Potential energy (PE) is the stored energy of an object based on its position or condition. The most common form of potential energy in a laboratory setting is gravitational potential energy, which can be calculated using:

$$PE = mgh$$

Where:

- m is the mass of the object (in kilograms),
- g is the acceleration due to gravity (approximately 9.81 m/s^2),
- h is the height above a reference point (in meters).

Students can investigate potential energy by:

- Lifting weights to different heights.
- Measuring the height and calculating the potential energy.
- Dropping the weights and observing the conversion of potential energy to kinetic energy.

3. Work-Energy Principle

The work-energy principle states that the work done on an object is equal to the change in its kinetic energy. This principle can be explored through various experiments, such as:

- Applying different forces to a cart and measuring the distance it moves.
- Calculating the work done and comparing it to the change in kinetic energy.
- Observing how friction affects the work done on the cart.

4. Conservation of Energy

One of the most critical concepts in the study of work and energy is the conservation of energy. This principle asserts that in a closed system, the total energy remains constant. In the lab, this can be demonstrated through:

- Pendulum experiments where potential energy converts to kinetic energy and back.
- Roller coaster models illustrating energy transformations as the coaster moves along the track.
- Investigations involving springs or elastic bands to show energy transformations between potential and kinetic forms.

Common Questions and Answers

During the discovery lab, students often have questions regarding the experiments and concepts they encounter. Here are some frequently asked questions and their answers:

1. What is the difference between work and energy?

Work is the process of transferring energy through a force applied over a distance, while energy is the capacity to do work. Essentially, work is the action, and energy is the potential to perform that action.

2. How do we measure work done?

Work can be measured using the formula $W = F \times d \times \cos(\theta)$. The force applied, the distance moved, and the angle between the force and the direction of motion dictate the amount of work done.

3. Why is energy conserved?

Energy is conserved due to the law of conservation of energy, which states that energy can neither be created nor destroyed in an isolated system. Instead, it transforms from one form to another, but the total amount remains constant.

4. How do friction and air resistance affect work and energy?

Friction and air resistance are non-conservative forces that do work against the motion of an object. This work results in energy loss in the form of thermal energy, which reduces the total mechanical energy in a system.

5. Can an object have energy without doing work?

Yes, an object can possess energy in the form of potential energy without doing work. For instance, a book on a shelf has gravitational potential energy due to its height, but it does not do work until it falls.

Conclusion

The Discovery Lab Exploring Work and Energy Answers provides a comprehensive and interactive environment for students to grasp essential physics concepts. Through engaging experiments, students can visualize and understand the relationships between work, energy, and motion. By investigating kinetic and potential energy, the work-energy principle, and the conservation of energy, learners can develop a solid foundation in physics that will serve them well in their academic pursuits. Whether through hands-on activities or simulations, the discovery lab experience is invaluable in fostering a deeper appreciation of the dynamics of work and energy.

Frequently Asked Questions

What is the primary focus of the Discovery Lab exploring work and energy?

The primary focus is to understand the concepts of work and energy through hands-on experiments and simulations that illustrate how energy is transferred and conserved in different systems.

How does the Discovery Lab demonstrate the principle of work?

The lab uses activities that involve moving objects against a force, such as lifting weights or pushing carts, to show how work is calculated as the product of force and displacement.

What types of energy are explored in the Discovery Lab?

The lab explores various types of energy, including kinetic, potential, thermal, and mechanical energy, showcasing their transformations and interactions.

Can you describe a specific experiment conducted in the Discovery Lab?

One common experiment involves using a pendulum to study gravitational potential energy and kinetic energy, allowing students to observe energy conversion during its swing.

How does the lab incorporate technology in exploring work and energy?

The lab utilizes computer simulations and interactive software to model complex energy systems, allowing students to manipulate variables and visualize outcomes in real-time.

What is the significance of energy conservation in the Discovery Lab activities?

Energy conservation is a fundamental principle highlighted in the lab, demonstrating that energy cannot be created or destroyed, only transformed from one form to another.

How do students engage with the concepts of work and energy in the lab?

Students engage through collaborative experiments, problem-solving tasks, and discussions that encourage critical thinking and application of theoretical concepts to practical scenarios.

What educational standards does the Discovery Lab align with?

The Discovery Lab aligns with national science education standards that emphasize inquiry-based learning and the understanding of physical science concepts related to energy and forces.

Find other PDF article:

<https://soc.up.edu.ph/38-press/files?trackid=Ppq52-1227&title=lord-of-the-rings-sheet-music-piano.pdf>

[Discovery Lab Exploring Work And Energy Answers](#)

Discovery Studio -

Discovery StudioHelp-Tutorials Discovery Studio
Discovery Studio ...

[About Demand Gen campaigns - Google Ads Help](#)

Demand Gen campaigns capture engagement and action across YouTube, including Shorts, Discover, Gmail, and Google Display Network. Demand Gen campaigns are ideal for social ...

Create a Demand Gen campaign - Google Ads Help

As a good general rule, wait 50 conversions before making changes to your campaign.

Re: Discovery plus sign in | Sky Community

Jul 8, 2025 · I'm having an issue signing in to discovery plus on my Q box. Just to set the scene my account is working fine and I can login to the app on another tv. However on Q I get the ...

Demand Gen-Kampagnen - Google Ads-Hilfe

Mit Demand Gen-Kampagnen lassen sich Interaktionen und Aktionen auf YouTube (einschließlich YouTube Shorts), Discover, Gmail und im Google Displaynetzwerk erfassen. Demand Gen ...

Acerca de las campañas de generación de demanda

Las campañas de generación de demanda captan la participación y las acciones en YouTube, incluido Shorts, Descubre, Gmail y la Red de Display de Google. Las campañas de ...

Discovery+ Premium Access | Sky Community

Jan 2, 2025 · Hi Sky Community, please can you help? I've seen a message from Sky saying that Sky Q users will now receive Discovery+ Premium free of charge. I already received ...

À propos des annonces des campagnes display et Discovery

Annonces Discovery Les annonces Discovery vous permettent de toucher des personnes prêtes à découvrir votre marque et à interagir avec elle. Elles sont diffusées automatiquement dans ...

NEPA **Discovery Expedition**

Discovery ExpeditionF&FDiscovery ExpeditionMLB
2018F&FDuvetica ...

Acerca de las campañas Generación de demanda

Las campañas Gen. demanda registran las interacciones y las acciones en YouTube (incluidos los Shorts), Discover, Gmail y la Red de Display de Google. Las campañas Gen. demanda ...

[Discovery Studio](#) -

Discovery StudioHelp-Tutorials Discovery Studio
Discovery Studio ...

About Demand Gen campaigns - Google Ads Help

Demand Gen campaigns capture engagement and action across YouTube, including Shorts, Discover, Gmail, and Google Display Network. Demand Gen campaigns are ideal for social ...

Create a Demand Gen campaign - Google Ads Help

As a good general rule, wait 50 conversions before making changes to your campaign.

Re: Discovery plus sign in | Sky Community

Jul 8, 2025 · I'm having an issue signing in to discovery plus on my Q box. Just to set the scene my account is working fine and I can login to the app on another tv. However on Q I get the ...

Demand Gen-Kampagnen - Google Ads-Hilfe

Mit Demand Gen-Kampagnen lassen sich Interaktionen und Aktionen auf YouTube (einschließlich YouTube Shorts), Discover, Gmail und im Google Displaynetzwerk erfassen. Demand Gen ...

Acerca de las campañas de generación de demanda

Las campañas de generación de demanda captan la participación y las acciones en YouTube, incluido Shorts, Descubre, Gmail y la Red de Display de Google. Las campañas de ...

Discovery+ Premium Access | Sky Community

Jan 2, 2025 · Hi Sky Community, please can you help? I've seen a message from Sky saying that Sky Q users will now receive Discovery+ Premium free of charge. I already received ...

À propos des annonces des campagnes display et Discovery

Annonces Discovery Les annonces Discovery vous permettent de toucher des personnes prêtes à découvrir votre marque et à interagir avec elle. Elles sont diffusées automatiquement dans ...

NEPA Discovery Expedition

Discovery Expedition F&F F&F Discovery Expedition MLB 2018 F&F ...

Acerca de las campañas Generación de demanda

Las campañas Gen. demanda registran las interacciones y las acciones en YouTube (incluidos los Shorts), Discover, Gmail y la Red de Display de Google. Las campañas Gen. demanda ...

Explore the Discovery Lab for answers on work and energy concepts. Uncover engaging insights and experiments. Learn more to enhance your understanding today!

[Back to Home](#)