

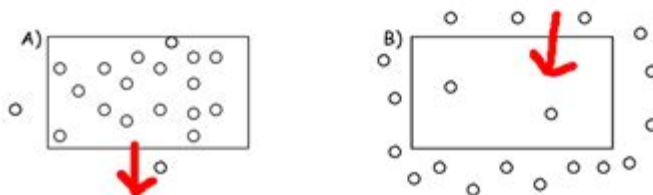
Diffusion And Osmosis Worksheet Answers Key

Diffusion and Osmosis Worksheet

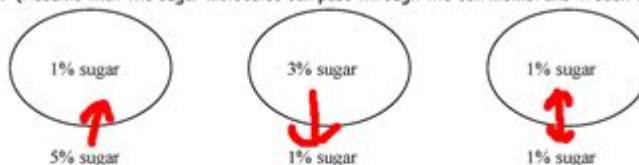
1. How are the molecules moving in the examples below? Write **OSMOSIS** or **DIFFUSION**.

- The student sitting next to you just came from gym class and forgot to shower and you can tell. diffusion
- After sitting in the bathtub for hours, your fingers start to look like prunes. osmosis
- The girl sitting two rows ahead of you put on too much perfume this morning. diffusion
- One way to get rid of slugs in your garden is to sprinkle salt on them, so they shrivel up. osmosis
- Yum! Something smells good. The neighbors are cooking on the grill! diffusion
- Gargling with salt water when you have a sore throat causes your swollen throat cells to shrink and feel better. osmosis
- Oxygen molecules move from the air sacs in the lungs across the cell membranes into the blood. diffusion

2. Use arrows to indicate the direction of diffusion in each case below:



3. For each of the situations below use an arrow to indicate the net movement of sugar into or out of the cell. (Assume that the sugar molecules can pass through the cell membrane in each case.)



4. Diffusion always causes particles to move from a region of high concentration to a region of low concentration.

5. Does a cell use energy when molecules diffuse in or out of the cell? no

Why?

because diffusion is passive movement of particles. And no energy is needed for it to happen

Diffusion and osmosis worksheet answers key are essential resources for students studying cellular biology and the movement of substances across cell membranes. Understanding these processes is vital not only for academic success but also for grasping fundamental concepts in life sciences, including physiology, biochemistry, and genetics. This article will explore the principles of diffusion and osmosis, define key terms, provide insights into worksheet answers, and offer study tips to help students master these concepts.

What is Diffusion?

Diffusion is a physical process where molecules move from an area of higher concentration to an area of lower concentration. This movement continues until equilibrium is reached, meaning the concentration of molecules is uniform throughout the space. Diffusion is a passive process, requiring no energy input from the cell.

Key Characteristics of Diffusion

- **Passive Process:** Diffusion does not require energy; molecules move spontaneously.
- **Concentration Gradient:** The driving force behind diffusion, where molecules move from areas of high concentration to low concentration.
- **Equilibrium:** The state achieved when the concentration of molecules is equal throughout a space.
- **Temperature Dependence:** Higher temperatures increase molecular movement, thus speeding up diffusion.

What is Osmosis?

Osmosis is a specific type of diffusion that involves the movement of water molecules through a selectively permeable membrane. This process also occurs from an area of lower solute concentration to an area of higher solute concentration. Osmosis is crucial for maintaining cell turgor and homeostasis in living organisms.

Key Characteristics of Osmosis

- **Selective Permeability:** Osmosis occurs across membranes that allow water to pass while restricting solute movement.
- **Water Movement:** Osmosis specifically refers to the movement of water molecules, unlike general diffusion which can involve various substances.
- **Solute Concentration:** Water moves toward the area with a higher concentration of solutes to dilute them.
- **Equilibrium:** Similar to diffusion, osmosis continues until the concentration of solutes is balanced on both sides of the membrane.

Importance of Diffusion and Osmosis in Biology

Understanding diffusion and osmosis is crucial for several reasons:

1. **Cell Function:** These processes are vital for nutrient uptake and waste removal in cells.
2. **Homeostasis:** They help maintain internal balance, allowing cells to function optimally.
3. **Plant Health:** Osmosis is particularly important in plants for maintaining turgor pressure, which keeps plants upright and healthy.
4. **Medical Applications:** Knowledge of these processes informs medical treatments, such as intravenous fluid administration.

Common Questions Found in Diffusion and Osmosis Worksheets

When working through diffusion and osmosis worksheets, students often encounter various types of questions. Below are some common categories of questions:

- **Definitions:** Define diffusion and osmosis.
- **Diagrams:** Label the parts of a cell involved in osmosis and diffusion.
- **Scenarios:** Given a scenario, determine the direction of water movement.
- **Calculations:** Calculate the concentration of solutions in a given problem.
- **Comparisons:** Compare and contrast diffusion and osmosis.

Sample Worksheet Answers Key

Below is a sample answers key for common questions found in diffusion and osmosis worksheets.

Definitions

- **Diffusion:** The movement of molecules from an area of high concentration to an area of low concentration until equilibrium is reached.
- **Osmosis:** The movement of water across a selectively permeable membrane from an area of low solute concentration to an area of high solute concentration.

Diagrams

- Labeling: Students should label the cell membrane, cytoplasm, and the direction of water or solute movement in diagrams depicting osmosis and diffusion.

Scenarios

- Scenario Example: If a red blood cell is placed in a hypertonic solution, water will move out of the cell, causing it to shrink.

Calculations

- Example Problem: If solution A has a concentration of 2M and solution B has a concentration of 1M, water will move from solution B to solution A.

Comparisons

- Diffusion vs. Osmosis:
- Diffusion involves various types of molecules; osmosis specifically involves water.
- Both processes move substances toward equilibrium, but osmosis requires a selectively permeable membrane.

Study Tips for Mastering Diffusion and Osmosis

To effectively learn and understand diffusion and osmosis, consider the following study tips:

1. Visual Learning: Use diagrams to visualize how molecules move across membranes. Drawing your own diagrams can reinforce understanding.
2. Hands-On Experiments: Conduct simple experiments, such as placing gummy bears in different concentrations of saltwater, to observe osmosis in action.
3. Flashcards: Create flashcards with key terms and definitions. This helps with memorization and quick recall during exams.
4. Practice Problems: Solve various worksheet problems to become comfortable with different types of questions.
5. Group Study: Collaborate with peers to discuss concepts and quiz each

other on important topics related to diffusion and osmosis.

Conclusion

In summary, understanding **diffusion and osmosis worksheet answers key** is fundamental for students in biology. These processes are not only critical for cellular function but also for broader biological systems. By mastering the concepts of diffusion and osmosis, students can enhance their comprehension of life sciences and prepare for more advanced studies in biology and related fields. With the right resources, practice, and study techniques, students can excel in their understanding of these essential biological processes.

Frequently Asked Questions

What is diffusion?

Diffusion is the process by which molecules move from an area of higher concentration to an area of lower concentration until equilibrium is reached.

How does osmosis differ from diffusion?

Osmosis specifically refers to the movement of water molecules across a semipermeable membrane, while diffusion can involve any type of molecule.

What is a semipermeable membrane?

A semipermeable membrane is a barrier that allows certain molecules or ions to pass through it while blocking others, often used in the context of osmosis.

What factors affect the rate of diffusion?

The rate of diffusion can be affected by temperature, concentration gradient, size of the molecules, and the medium through which the molecules are diffusing.

What is meant by 'concentration gradient'?

A concentration gradient refers to the difference in concentration of a substance between two areas, which drives the process of diffusion.

What role does osmosis play in cells?

Osmosis helps regulate the internal environment of cells by controlling the movement of water, which is crucial for maintaining cell shape and function.

How can you demonstrate diffusion in a classroom experiment?

One common demonstration is placing food coloring in a glass of water and observing how it spreads throughout the water over time.

What are some real-life examples of osmosis?

Examples of osmosis include the absorption of water by plant roots, and the movement of water in and out of red blood cells.

Why is it important to understand diffusion and osmosis in biology?











Understanding diffusion and osmosis is crucial for comprehending how substances move in and out of cells, which impacts nutrient absorption, waste removal, and overall cell function.

Find other PDF article:

<https://soc.up.edu.ph/05-pen/files?trackid=GHv09-5959&title=amplify-rock-transformations-answer-key.pdf>

Diffusion And Osmosis Worksheet Answers Key

Diffusion Diffusion

Jan 21, 2025 · 2.          

2024□□diffusion□□□□□□□□ - □□

Diffusion Transformer 2024 OpenAI Sora StabilityAI Stable Diffusion 3 PixArt ...

diffusion policy RL ...

Dec 9, 2024 · Robomimic · Franka Kitchen · UR5 · Diffusion Policy · 46.9% · 100Hz · ...

Stable Diffusion -

Jan 21, 2025 · [Diffusion](#) [U-Net](#) [Diffusion](#)
[Stable Diffusion](#) [Diffusion ...](#)

vae gan diffusion ...

```

#####
vae gan diffusion ##### vae ##### gan ##### diffusion #####
##### ...

```

diffusion model ...

diffusion model 24GB diffusion model ...

Google Gemini Diffusion? google diffusion ...

GAN Diffusion GAN Diffusion ...

Diffusion Diffusion - Diffusion model on latent space: Progressive Distillation for Fast Sampling of Diffusion Models Diffusion model on latent space: Latent Diffusion (Vahdat et al.): encoder-decoder diffusion ...

diffusion dispersion - 3 advection diffusion advection dispersion ...

Diffusion Diffusion Jan 21, 2025 · 2. Diffusion Diffusion Diffusion

2024 diffusion - Diffusion Transformer 2024 OpenAI Sora StabilityAI Stable Diffusion 3 PixArt ...

diffusion policy RL Dec 9, 2024 · Robomimic Franka Kitchen UR5 Diffusion Policy 46.9% 100Hz ...

Stable Diffusion - Diffusion U-Net Diffusion Stable Diffusion Diffusion ...

vae gan diffusion vae gan diffusion vae gan diffusion ...

diffusion model 24GB diffusion model diffusion model ...

Google Gemini Diffusion? google diffusion ...

GAN Diffusion GAN Diffusion Diffusion ...

Diffusion -

Diffusion model on latent space: Progressive Distillation for Fast Sampling of Diffusion Models

Diffusion model on latent space: Latent Diffusion (Vahdat et al.): [encoder-decoder]diffusion ...

diffusiondispersion -

3 ... advectiondiffusionadvection dispersion ...

Unlock your understanding of diffusion and osmosis with our comprehensive worksheet answers key. Learn more to master these essential biology concepts today!

[Back to Home](#)