

Diagram Of Geothermal Energy

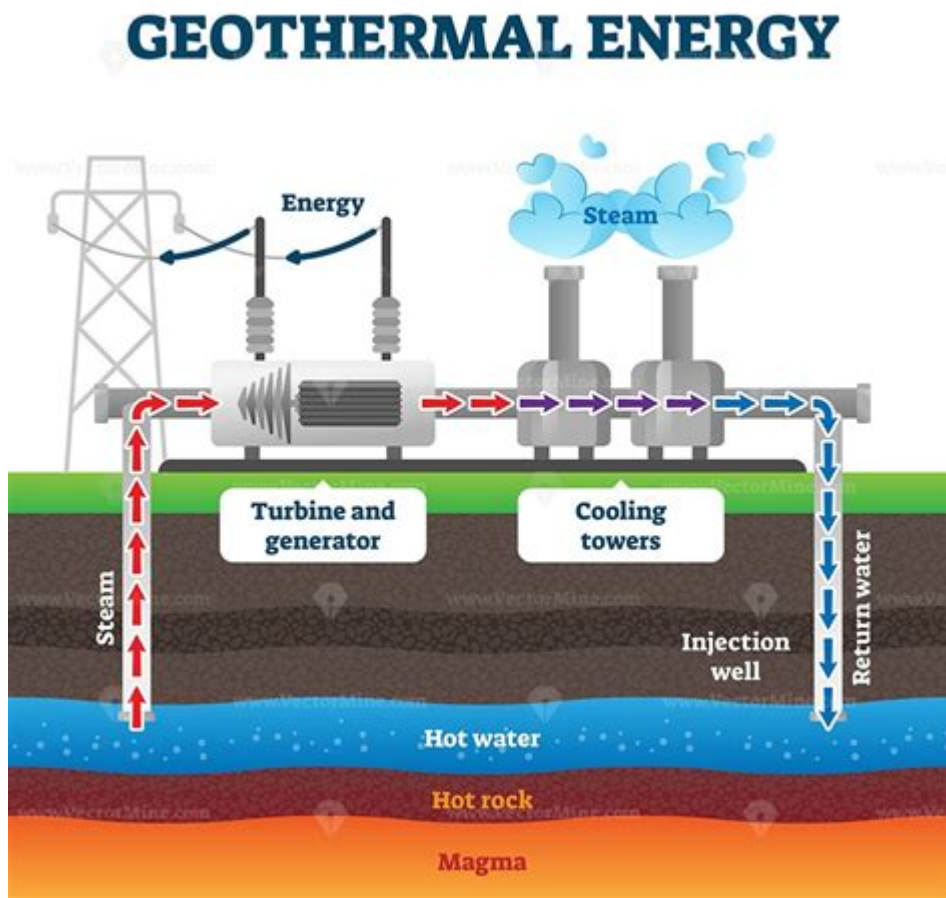


Diagram of geothermal energy plays a crucial role in understanding how this renewable energy source harnesses the Earth's internal heat to produce electricity and provide direct heating. The diagram serves as a visual representation of the geothermal energy process, showcasing the various components involved, their functionalities, and the underlying principles that govern this sustainable energy production method. In this article, we will explore the essential elements of geothermal energy, the different types of geothermal power plants, the benefits and challenges of utilizing geothermal resources, and how a diagram can simplify the comprehension of this renewable energy source.

Understanding Geothermal Energy

Geothermal energy is derived from the Earth's internal heat, which originates from the planet's formation and the decay of radioactive isotopes. This energy can be found in the form of steam, hot water, or hot rocks beneath the Earth's surface. The temperature of the Earth increases with depth, with an average gradient of about 25-30 °C per kilometer. By tapping into this heat, humans can generate electricity and provide direct heating for residential,

commercial, and industrial applications.

The Geothermal Energy Process

The process of harnessing geothermal energy typically involves several key steps:

1. **Resource Identification:** Identifying geothermal resources generally involves geological surveys, including the analysis of hot springs, fumaroles, and volcanic activity. These indicators can point to areas with high geothermal potential.
2. **Drilling:** Once the geothermal resource is identified, wells are drilled into the Earth's crust to access hot water or steam reservoirs. This process requires specialized equipment and careful planning to ensure the safety and efficiency of the operation.
3. **Production:** The extracted steam or hot water is brought to the surface where it can be used for electricity generation or direct heating purposes. This is where the diagram of geothermal energy becomes particularly useful, as it illustrates the components involved in this phase.
4. **Energy Conversion:** In geothermal power plants, the steam or hot water is used to drive turbines connected to generators, converting thermal energy into electrical energy. The specific method used can vary depending on the type of geothermal power plant.
5. **Reinjection:** After energy extraction, the cooled water or leftover steam is often reinjected back into the geothermal reservoir to maintain pressure and sustainability of the geothermal resource. This step is crucial for ensuring the longevity of geothermal systems.

Types of Geothermal Power Plants

There are three primary types of geothermal power plants, each utilizing different methods for converting geothermal energy into electricity. Understanding these types is essential when examining a diagram of geothermal energy.

1. Dry Steam Plants

- **Description:** Dry steam power plants are the oldest type of geothermal power plants. They utilize steam directly from geothermal reservoirs to turn turbines.
- **Process:** The steam is extracted from the wells and directed into a turbine,

which spins and generates electricity. After passing through the turbine, the steam is condensed back into water and reinjected into the reservoir.

- Examples: The Geysers in California is a well-known dry steam plant.

2. Flash Steam Plants

- Description: Flash steam plants extract high-pressure hot water from the ground and allow it to "flash" to steam when it reaches lower pressure.

- Process: Hot water is brought to the surface and is then depressurized in a separator, causing part of the water to convert into steam. The steam drives a turbine, and the remaining water is reinjected into the reservoir.

- Examples: The Cerro Prieto Geothermal Power Station in Mexico is one of the largest flash steam plants.

3. Binary Cycle Plants

- Description: Binary cycle power plants use a secondary fluid with a lower boiling point than water to transfer heat from geothermal water to the secondary fluid, which then vaporizes and drives a turbine.

- Process: The geothermal water is passed through a heat exchanger, where it transfers heat to the secondary fluid. The vaporized secondary fluid drives the turbine, and the geothermal water is reinjected into the reservoir.

- Examples: The Oregón Geothermal Project in the United States features binary cycle technology.

Benefits of Geothermal Energy

The utilization of geothermal energy offers several advantages:

1. Renewable and Sustainable: Geothermal energy is a renewable resource, as the Earth's heat is constantly replenished. With proper management, geothermal resources can be sustained for long periods.

2. Low Emissions: Geothermal power plants produce minimal greenhouse gas emissions compared to fossil fuel plants, making them a cleaner energy option.

3. Base Load Power: Geothermal plants provide a consistent and reliable source of electricity, as they can operate continuously regardless of weather conditions.

4. Small Land Footprint: Geothermal facilities generally require less land than other renewable energy sources, such as solar or wind farms.

5. Direct Use Applications: Beyond electricity generation, geothermal energy

can be used for direct heating applications, such as district heating systems, greenhouse heating, and aquaculture.

Challenges of Geothermal Energy

While there are numerous advantages to geothermal energy, there are also challenges to consider:

1. **Resource Location:** Geothermal resources are not evenly distributed around the world, and locating suitable sites can be expensive and time-consuming.
2. **High Initial Costs:** The costs associated with drilling and developing geothermal power plants can be high, which may deter investment.
3. **Environmental Concerns:** Although emissions are low, geothermal plants can still produce some greenhouse gases, and the extraction process can lead to land subsidence and water contamination if not managed properly.
4. **Induced Seismicity:** The injection of fluids into the Earth can potentially trigger small earthquakes, a concern that requires careful monitoring and management.

Visual Representation: The Diagram of Geothermal Energy

A diagram of geothermal energy can significantly enhance understanding of the geothermal process. Typically, such diagrams include the following elements:

- **Geothermal Reservoir:** Depicts the underground source of heat, often shown as a hot water or steam source.
- **Production Well:** Illustrates the well drilled into the reservoir to extract steam or hot water.
- **Turbine and Generator:** Shows the conversion of steam into mechanical energy and then into electrical energy.
- **Cooling System:** Represents how steam is condensed back into water, often depicted with a cooling tower or heat exchanger.
- **Reinjection Well:** Indicates where cooled water is sent back into the reservoir to maintain pressure.

These components work together to show the complete cycle of geothermal energy production.

Conclusion

The diagram of geothermal energy serves as an essential tool in visualizing and understanding the complex processes involved in harnessing the Earth's internal heat. By breaking down the components and illustrating the flow of energy, such diagrams can help convey the benefits and challenges of this renewable energy source. As the world moves towards more sustainable energy solutions, geothermal energy presents a viable option that deserves further exploration and investment. The continued development of geothermal technologies, alongside comprehensive education on its processes, will be crucial in unlocking the full potential of this abundant and clean energy resource.

Frequently Asked Questions

What are the main components of a geothermal energy diagram?

A typical geothermal energy diagram includes components such as the geothermal reservoir, production well, turbine, generator, condenser, and injection well.

How does the geothermal energy diagram illustrate the energy conversion process?

The diagram shows how geothermal heat from the Earth's interior is harnessed through wells, converted into steam to drive turbines, and then transformed into electricity through generators.

What role do production and injection wells play in geothermal energy systems?

Production wells extract hot water or steam from the geothermal reservoir, while injection wells return cooled water back into the reservoir to maintain pressure and sustainability.

Can geothermal energy diagrams vary based on the type of geothermal system?

Yes, diagrams can vary significantly between different types of geothermal systems, such as dry steam, flash steam, and binary cycle systems, each illustrating unique processes and components.

What is the significance of the heat exchanger in a

geothermal energy diagram?

The heat exchanger is crucial as it transfers heat from the geothermal fluid to a secondary fluid, allowing for energy conversion without direct contact, which is especially important in binary cycle systems.

How can a geothermal energy diagram help in educational contexts?

A geothermal energy diagram serves as a visual aid to help students and the public understand the complex processes involved in geothermal energy extraction and conversion, enhancing learning and awareness.

Find other PDF article:

<https://soc.up.edu.ph/03-page/files?docid=ODb80-5000&title=a-perfectionists-guide-to-losing-control.pdf>

Diagram Of Geothermal Energy

graph chart diagram form table

Aug 9, 2023 · Diagram circuit diagram map concept map mind map.

graph chart diagram form table

graph chart diagram form table Graph graph paper. Chart

chart diagram graph figure

chart: A chart is a diagram, picture, or graph which is intended to make information easier to understand. chart diagram picture graph diagram: A diagram is a simple drawing which consists mainly of lines and is used, for example, to explain how a machine works.

graph chart diagram

graph chart diagram 1 diagram chart graph 2 diagram c

chart, diagram, graph, figure

Feb 10, 2025 · Chart diagram graph figure 1. Chart

table graph diagram chart figure

3 diagram 4 chart chart table, graph, diagram chart

-

IT

schematic diagram 

Aug 14, 2024 · ["schematic diagram"](#) ["ski'mætk 'daɪəgræm"](#) ["ski'mætk 'daɪəgræm"](#) ["We reproduced a same working schematic ..."](#)





table, diagram, chart, graph	
------------------------------	--

2. `table` `diagram` `chart` `graph` - This diagram is used to illustrate the working principle of the circuit. - This chart shows the rise and fall of stock prices. - This graph indicates the trend of population growth. - We need to create a chart to present the ...

□□□□Bode Plot□□□□□□□□□□□□

[illegible]

graph chart diagram form table

Aug 9, 2023 · Diagram  diagram  circuit diagram   ...

graph chart diagram form table

graph[]chart[]diagram[]form[]table[] [] [] Graph[] []graph
paper. Chart[] [] ...

`chart``diagram``graph``figure` ...

chart: A chart is a diagram, picture, or graph which is intended to make information easier to understand. `chart` `diagram` `picture` ...

graph TD
 A[graph] --- B[chart]
 B --- C[diagram]
 C --- D[]
 D --- E[]
 E --- F[]

```
graph[]chart[]diagram[]1[]diagram[]chart[]graph[]
[]2[] ...
```

chart, diagram, graph, figure

[illegible]

table **graph** **diagram** **chart** **figure**

3 diagram " " " " " " 4 chart + chart table, graph,
diagram chart

□□□□□□□□□□□□□□□□ - □□

IT

schematic diagram

Aug 14, 2024 · ""schematic diagram""
""ski:'mæti:k ...

<i>table, diagram, chart, graph</i>	□□□ □□□□
-------------------------------------	----------

2. `table` `diagram` `chart` `graph` - This diagram is used to illustrate the

working principle of the circuit. - This chart shows the rise ...

[Bode Plot](#)
Dec 15, 2024 · [Bode](#) [Bode](#)

Explore our detailed diagram of geothermal energy and understand its processes and benefits. Learn more about this sustainable energy source today!

[Back to Home](#)