

Detective Mystery Solve The Mystery Worksheets

MYSTERY ACTIVITIES

in the Classroom

THINK LIKE A DETECTIVE

Secret Code 2 Name _____

In this code, each letter in the code corresponds to the letter before it.

A	B	C	D	E	F	G
Z	A	B	C	D	E	F
N	O	P	Q	R	S	T
M	N	O	P	Q	R	S

See if you can crack this code:

MPPL DBSFGVMMZ UP VO

Now write a message of your own.

Reading and Writing Workbooks - Copyright © 2017

THINK LIKE A DETECTIVE





Secret Code 4 Name _____

In this code, the first letter in uses the shape around it and the second letter uses the shape with a dot in it.


For example:

A	B	C	D	E	F
G	H	I	J	K	L
M	N	O	P	Q	R

S	T
U	V
W	X
Y	Z


A = 
B = 
S = 
T = 

See if you can crack this code:



Now write a message of your own.

Reading and Writing Workbooks - Copyright © 2017 Brenda Kovach Version 2 - 2020



CRACKING SECRET CODES

Enjoy Teaching
with Brenda Kovach

Detective mystery solve the mystery worksheets are an engaging and educational tool designed to enhance critical thinking, problem-solving skills, and creativity among learners of all ages. These worksheets provide a structured framework for students to immerse themselves in a fictional investigation, piecing together clues and drawing conclusions much like a detective would. In this article, we will explore the components of detective mystery worksheets, their educational benefits, how to create them, and tips for using them effectively in various settings.

Understanding Detective Mystery Worksheets

Detective mystery worksheets are typically designed around a narrative that presents a problem or mystery that needs solving. These worksheets often include several key elements:

1. A Compelling Narrative

The foundation of any good detective mystery is a compelling story. The narrative might involve a theft, a missing person, or a puzzling event. This story sets the stage for the investigation and engages the participants.

2. Characters

Characters play a crucial role in mystery stories. Detective worksheets often introduce various characters, including potential suspects, witnesses, and the detective (who may be the participant). Each character can have unique traits and motives that participants must consider when solving the mystery.

3. Clues

Clues are the breadcrumbs that lead participants toward the solution. These can be physical items, testimonies from characters, or observations about the setting. Effective clues should be varied and require critical thinking to connect the dots.

4. Questions and Tasks

To guide participants through the mystery, worksheets typically include questions and tasks that encourage deeper analysis and engagement. These can range from simple yes/no questions to more complex analysis of motives and alibis.

5. A Resolution

Finally, a good mystery worksheet should culminate in a resolution where participants reveal their findings. This can be done through a written report, a presentation, or a simple discussion.

Educational Benefits of Detective Mystery Worksheets

Detective mystery worksheets offer a range of educational benefits that make them valuable tools in various learning environments:

1. Enhancing Critical Thinking Skills

Participants must analyze information, evaluate clues, and make connections between different elements of the story. This process promotes critical thinking as students learn to assess evidence and draw logical conclusions.

2. Encouraging Collaboration

Many detective mysteries can be solved in groups, fostering teamwork and collaboration. Participants learn to share ideas, debate possibilities, and work together toward a common goal.

3. Boosting Creativity

Creating or solving mysteries allows participants to stretch their imaginations. They can devise innovative solutions or even create their own mysteries, which encourages creative thinking and storytelling skills.

4. Improving Reading Comprehension

Participants must read and understand the narrative, clues, and character descriptions. This enhances reading comprehension as they actively engage with the text to extract relevant information.

5. Building Communication Skills

Discussing theories, presenting findings, and questioning each other are integral parts of solving a mystery. These activities enhance verbal communication skills and foster confidence in public speaking.

How to Create Your Own Detective Mystery Worksheets

Creating a detective mystery worksheet can be a fun and rewarding process. Here's a step-by-step guide to help you craft your own:

1. Choose a Theme

Decide on the central mystery. This could be a classic whodunit, a treasure hunt, or a supernatural event. The theme will guide the narrative and character development.

2. Develop the Narrative

Write a compelling story that sets up the mystery. Ensure it has enough complexity to engage participants but is not overly convoluted. Consider including plot twists to keep participants guessing.

3. Create Characters

Design characters that fit into your narrative. Each character should have a distinct personality and possible motives related to the mystery. This adds depth to the investigation.

4. Generate Clues

Craft clues that participants can discover throughout the worksheet. Be sure to include a mix of straightforward and challenging clues to cater to different skill levels.

5. Formulate Questions and Tasks

Develop questions that guide participants through their investigation. These can include identifying motives, reconstructing timelines, or making predictions based on the evidence.

6. Design the Worksheet

Layout your worksheet in a clear, engaging format. Use headings, bullet points, and visuals where appropriate to make it visually appealing and easy to navigate.

7. Test the Worksheet

Before distributing the worksheet, consider testing it with a small group. Gather feedback on the clarity of the narrative, the engagement level, and the difficulty of the clues.

Tips for Using Detective Mystery Worksheets Effectively

Whether you are a teacher, a parent, or a facilitator, here are some tips to maximize the effectiveness of detective mystery worksheets:

1. Tailor to Your Audience

Consider the age and skill level of your participants when creating or selecting a worksheet. Adjust the complexity of the mystery and the difficulty of the clues accordingly.

2. Foster a Collaborative Atmosphere

Encourage participants to work together and share their thoughts. This not only improves the overall experience but also cultivates essential teamwork skills.

3. Incorporate Technology

Consider using digital tools to create interactive mystery worksheets. Online platforms can facilitate communication and collaboration, especially in remote learning environments.

4. Debrief After the Activity

After participants have solved the mystery, hold a debriefing session. Discuss the strategies they used, the challenges they faced, and the different interpretations of the clues. This reflection reinforces learning outcomes.

5. Encourage Creativity

Let participants create their own mysteries. This can be done individually or in groups, allowing them to apply what they've learned in a creative way.

Conclusion

Detective mystery solve the mystery worksheets are a versatile and enriching educational tool that can enhance critical thinking, creativity, and collaboration among participants. By immersing learners in a captivating narrative filled with intriguing characters and challenging clues, these worksheets offer a unique approach to learning. Whether used in classrooms, at home, or in enrichment programs, detective mystery worksheets can transform the learning experience into an exciting adventure of discovery and problem-solving. With the right planning and execution, both educators and participants can unlock the mysteries of effective learning.

Frequently Asked Questions

What are detective mystery solve the mystery worksheets?

Detective mystery solve the mystery worksheets are educational activities designed to engage students in critical thinking and problem-solving by presenting them with a fictional mystery to solve.

Who can benefit from using detective mystery worksheets?

Students of all ages, educators looking for interactive learning tools, and anyone interested in enhancing their analytical skills can benefit from using these worksheets.

What skills do students develop by solving mystery worksheets?

Students develop critical thinking, deductive reasoning, comprehension, teamwork, and communication skills by analyzing clues and drawing conclusions.

Are there different types of mystery worksheets available?

Yes, there are various types, including printable worksheets, digital formats, and themed mysteries that cater to different age groups and subjects.

How can teachers incorporate mystery worksheets into their curriculum?

Teachers can use these worksheets as part of reading comprehension lessons, team-building exercises, or as a fun way to review concepts in subjects like history or science.

Where can I find detective mystery worksheets?

Detective mystery worksheets can be found on educational websites, teacher resource platforms, and even as downloadable content from various online marketplaces.

What is the importance of collaboration in solving mystery worksheets?

Collaboration enhances the learning experience by allowing students to share ideas, challenge each other's assumptions, and combine their strengths to arrive at solutions more effectively.

Find other PDF article:

<https://soc.up.edu.ph/08-print/files?dataid=rTn28-4173&title=author-of-bared-to-you.pdf>

Detective Mystery Solve The Mystery Worksheets

detective police agent sheriff -

Apr 26, 2013 · detective police agent sheriff police detective agent FBI sheriff ps...

Unlock your detective skills with our engaging 'detective mystery solve the mystery worksheets.'
Perfect for kids and adults alike! Learn more today!

[Back to Home](#)