

Density Mass Volume Worksheet

Mass Density Volume

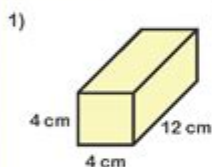


Give answers to 2 decimal places.

Section A Complete the tables.

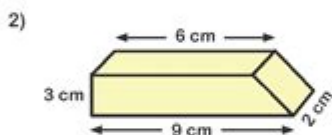
Mass Unit	Volume Unit	Density Unit	Mass	Volume	Density
grams	cubic centimetres		4.8 g	3 cm ³	
kilograms	cubic metres		0.56 mg	0.8 l	
		tonnes / l	420 kg		70 kg / m ³
		mg / m l		250 cm ³	120 g / cm ³

Section B Work out the density or mass of the following solid objects.



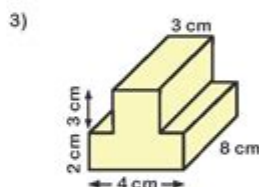
Mass = _____

Density = 5 g / cm³



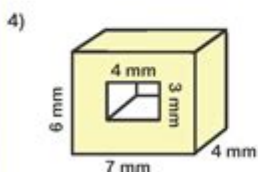
Mass = _____

Density = 2.7 mg / cm³



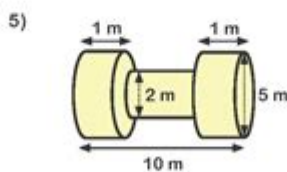
Mass = _____

Density = 19.4 kg / cm³



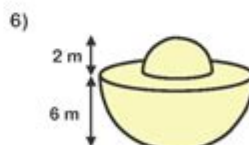
Mass = 100 mg

Density = _____



Mass = 140 g

Density = _____



Mass = 554 kg

Density = _____

Density mass volume worksheet is an essential educational tool used primarily in science classrooms to help students grasp the fundamental concepts of density, mass, and volume. Understanding these concepts is crucial in various fields of science, including chemistry, physics, and engineering. A density mass volume worksheet typically includes exercises that challenge students to calculate density, mass, and volume, fostering critical thinking and problem-solving skills. In this article, we will explore the definitions of density, mass, and volume, provide examples of how to calculate these properties, and discuss the importance of density mass volume worksheets in education.

Understanding Density, Mass, and Volume

To fully appreciate the significance of a density mass volume worksheet, it's essential to understand the basic definitions of density, mass, and volume.

What is Mass?

Mass is a measure of the amount of matter in an object or substance. It is typically measured in grams (g) or kilograms (kg). Mass is an intrinsic property of matter, meaning it does not change regardless of the object's location. For example, a 5 kg bag of flour has the same mass on Earth as it does on the Moon.

What is Volume?

Volume refers to the amount of three-dimensional space occupied by an object or substance. It is commonly measured in liters (L), cubic centimeters (cm³), or milliliters (mL). The volume of different shapes can be calculated using various formulas:

- For a cube: $\text{Volume} = \text{side}^3$
- For a rectangle: $\text{Volume} = \text{length} \times \text{width} \times \text{height}$
- For a cylinder: $\text{Volume} = \pi \times \text{radius}^2 \times \text{height}$

What is Density?

Density is defined as the mass per unit volume of a substance. It is usually expressed in grams per cubic centimeter (g/cm³) or kilograms per cubic meter (kg/m³). The formula for density is:

$$\text{Density} = \frac{\text{Mass}}{\text{Volume}}$$

Understanding density is crucial because it helps determine whether an object will float or sink in a fluid (liquid or gas). An object with a density less than that of the fluid will float, while an object with a higher density will sink.

Calculating Density, Mass, and Volume

With the definitions established, let's look at how to calculate density, mass, and volume using the relevant formulas.

Calculating Density

To calculate density, you need to know the mass and volume of the substance. Here's the formula again:

$$\rho = \frac{\text{Mass}}{\text{Volume}}$$

Example:

Suppose you have a rock that has a mass of 300 grams and occupies a volume of 150 cm³. To calculate the density:

1. Use the formula:

$$\rho = \frac{300 \text{ g}}{150 \text{ cm}^3}$$

2. Calculate:

$$\rho = 2 \text{ g/cm}^3$$

Thus, the density of the rock is 2 g/cm³.

Calculating Mass

To find the mass of an object when you know its density and volume, you can rearrange the density formula:

$$\text{Mass} = \text{Density} \times \text{Volume}$$

Example:

If you have a substance with a density of 1.5 g/cm³ and a volume of 200 cm³, the mass can be calculated as follows:

1. Use the rearranged formula:

$$\text{Mass} = 1.5 \text{ g/cm}^3 \times 200 \text{ cm}^3$$

2. Calculate:

$$\text{Mass} = 300 \text{ g}$$

So, the mass of the substance is 300 grams.

Calculating Volume

To find the volume of an object when density and mass are known, you can use:

$$\text{Volume} = \frac{\text{Mass}}{\text{Density}}$$

Example:

If you have a mass of 600 grams and a density of 3 g/cm³, the volume can be calculated as follows:

1. Use the formula:

$$\text{Volume} = \frac{600 \text{ g}}{3 \text{ g/cm}^3}$$

2. Calculate:

$$\text{Volume} = 200 \text{ cm}^3$$

Thus, the volume of the object is 200 cm³.

Importance of Density Mass Volume Worksheets

Density mass volume worksheets play a significant role in the education system for several reasons:

1. Concept Reinforcement

Worksheets provide students with practice problems that reinforce their understanding of density, mass, and volume. By solving various problems, students can apply theoretical knowledge to practical situations, enhancing their comprehension.

2. Development of Analytical Skills

Working through density mass volume worksheets encourages students to develop analytical skills. They learn to approach problems methodically, breaking them down into manageable steps. This skill is transferable to other areas of study and everyday life.

3. Preparation for Experiments

Understanding density, mass, and volume is crucial for conducting experiments in science. Worksheets prepare students for laboratory activities where they will need to measure and calculate these properties accurately.

4. Real-World Applications

The principles of density, mass, and volume apply to various real-life scenarios, from cooking to engineering. Worksheets help students make connections between classroom learning and real-world applications, enhancing their engagement and interest in science.

Designing an Effective Density Mass Volume Worksheet

When creating a density mass volume worksheet, consider the following tips to ensure it is effective

and engaging:

1. Clear Instructions

Provide clear and concise instructions for each problem. Make sure students understand what is being asked and the formulas they need to use.

2. Varied Problem Types

Include a mix of problem types, such as:

- Direct calculations for density, mass, and volume.
- Word problems that require critical thinking.
- Real-world scenarios that make the concepts relatable.

3. Diagrams and Visual Aids

Incorporate diagrams or visual aids where applicable. Visual representations can help students better understand the concepts and improve retention.

4. Answer Key

Provide an answer key to allow students to check their work. This promotes independent learning and helps identify areas where they may need additional assistance.

5. Extension Activities

Consider including extension activities that encourage students to explore density, mass, and volume further. This could involve research projects, experiments, or presentations.

Conclusion

In conclusion, a density mass volume worksheet is a vital educational resource that helps students grasp essential scientific concepts. By understanding the relationships between density, mass, and volume, students can develop critical thinking skills and apply their knowledge to real-world situations. The worksheets not only reinforce theoretical knowledge but also prepare students for practical applications in science and everyday life. Whether used in a classroom setting or for individual study, these worksheets are invaluable tools for fostering a deeper understanding of fundamental scientific principles.

ANSYS FluentDensity-BasedPressure-Based ...

DPI density
PPI density ...

DFT -
DFT low ...

-
f (x)f (x)F ...

-
The mass density of an object is defined as its mass per unit volume. This parameter can be expressed using several different units, including kilograms per meter cubed (kg/m3) and pounds per square foot (lb/ft2).

FluentVOF ...
ANSYS FluentDensity-BasedPressure-Based
VOFVolume of FluidVOF
...

DPI density -
PPI density density density
...

DFT -
DFT low
DFT ...

-
f (x)f (x)F (x)1. f
(x)>=0 2. f (x)1 ...

imagej -
Image JImage J FijiImage pro plus
1Image J3Image J ...

2410DDR4 ...
2410DDR4DDR5BrewdogBJCP1380 99
3119 202410261.

OF-DFTOrbital-Free Density Functional Theory
Orbital-Free Density Functional Theory (OFDFT)Kohn-Sham DFT (KSDFT)Density
Functional TheoryDFTKSDFTOFDFT
OFDFTKSDFT

PSDpower spectrum density -
PSDpower spectrum density 7

(chiral charge density wave)-
Chiral Charge Density WaveCCDWCharge Density Wave

CDW Chirality

Boost your understanding of physics with our comprehensive density mass volume worksheet. Perfect for students and educators alike. Learn more and enhance your skills today!

[Back to Home](#)