









Demand Headlines Worksheet Answers

Analyzing Demand and Supply Headlines

For each demand headline you analyze, do the following: (1) Record the headline in the correct row. (2) Draw what will likely happen to the demand curve based on the headline. (3) Explain your graph. Cite and underline the demand shifter in your explanation. Or explain why the curve did not shift and whether the quantity demanded increased or decreased.

Headline	Demand Curve for	Explanation
A Average Wages Decline for Workers Around the Country	Movie Tickets 	The demand curve will shift to the left, or decrease. The demand shifter is the change in income.
B 1970s Styles Popular with High School and College Students	Disco CDs 	The demand curve will shift to the right, or increase. The demand shifter is a change in consumer tastes and preferences in styles.
C Fast Food Chain Raises Prices on All Menu Items	Burgers 	There will be no overall shift in the demand curve because only the quantity demanded will decrease.
D Analysts Predict Video Game Prices to Increase Next Year	Video Games 	The demand curve will shift to the right, or increase. The demand shifter is consumer and analysts' expectations.
E Gas Prices Increase 200% Since Last Year	Sport Utility Vehicles 	The demand curve will shift to the left, or decrease. The demand shifter is the change in price of complementary goods.
F Price for Fresh Blueberries Skyrockets Cold Weather to Harvest	Fresh Strawberries 	The demand curve shifts to the right, or increases. The demand shifter is the change in the price of substitute goods.
G Hospitals Report Dramatic Decrease in Births	Strollers 	The demand curve will shift to the left, or decrease. The demand shifter is the change in number of consumers.
H Computer Maker Announces 20% Price Cut	Laptops 	There will be no overall shift in the demand curve because only the quantity demanded will increase.

Demand headlines worksheet answers are an essential component for anyone looking to improve their marketing skills, particularly in the realm of copywriting and content creation. Understanding how to craft compelling headlines can significantly impact engagement and conversion rates. This article will explore what demand headlines are, the importance of a worksheet for crafting them, and provide practical answers that can enhance your headline writing skills.

Understanding Demand Headlines

Demand headlines are those that resonate with the audience's needs, desires, and pain points. They are designed to capture attention and compel readers to take a specific action, whether it's clicking on a link, reading an article, or making a purchase. The effectiveness of a headline can often determine the success or failure of your content.

The Characteristics of Effective Demand Headlines

To create effective demand headlines, they should possess certain characteristics:

1. Clarity: The message must be clear and easily understood.
2. Relevance: Headlines should address topics that matter to your target audience.
3. Urgency: Incorporating a sense of urgency can encourage immediate action.
4. Value Proposition: Clearly communicate what the reader stands to gain.
5. Curiosity: A headline that piques curiosity can draw readers in.
6. Emotional Appeal: Engage the reader's emotions to create a connection.

The Importance of a Demand Headlines Worksheet

A demand headlines worksheet is a tool that helps marketers and writers brainstorm, structure, and refine their headlines. Here are some reasons why using a worksheet is beneficial:

- Organization: It helps organize thoughts and ideas systematically.
- Brainstorming: Encourages the generation of multiple headline variations.
- Focus: Keeps the writer focused on the target audience and their needs.
- Testing: Provides a structured way to test different headlines for effectiveness.
- Consistency: Helps maintain a consistent tone and style across various headlines.

Components of a Demand Headlines Worksheet

A comprehensive demand headlines worksheet can include the following components:

1. Target Audience: Define who the headline is for.
2. Pain Points: List specific problems or challenges the audience faces.
3. Benefits: Outline benefits or solutions your content or product provides.
4. Keywords: Identify relevant keywords that should be included in the headline.
5. Headline Variations: Space for brainstorming multiple headline options.
6. Testing Metrics: Criteria for evaluating the effectiveness of each headline.

Sample Demand Headlines Worksheet Answers

Below are examples of how to fill out components of a demand headlines worksheet, along with potential answers:

1. Target Audience

- Small Business Owners
- Freelancers in the Creative Industry

- Health-Conscious Consumers

2. Pain Points

- Limited Marketing Budget
- Difficulty in Attracting Clients
- Struggles with Maintaining a Healthy Lifestyle

3. Benefits

- Affordable Marketing Strategies
- Proven Techniques to Attract More Clients
- Simple Tips for Healthy Living

4. Keywords

- Marketing Strategies
- Client Attraction
- Healthy Lifestyle Tips

5. Headline Variations

Here are some headline variations inspired by the above components:

1. "Unlock Affordable Marketing Strategies for Small Business Success"
2. "5 Proven Techniques to Attract Clients and Boost Your Freelance Income"
3. "Transform Your Health: 10 Simple Tips for a Healthier Lifestyle"

6. Testing Metrics

- Click-Through Rate (CTR)
- Engagement Rate (Time Spent on Page)
- Conversion Rate (Sales or Sign-Ups)

How to Use Demand Headlines Worksheet Answers Effectively

Using the worksheet effectively involves more than just filling it out. Here are some strategies to maximize its benefits:

1. Regular Practice: Make it a habit to fill out the worksheet before starting any writing project.
2. Collaborative Brainstorming: Work with a team to gain different perspectives and ideas.
3. A/B Testing: Use different headlines in your marketing campaigns to see which performs better.
4. Review and Revise: After publishing, review the performance of your headlines and learn from them for future projects.

Common Mistakes to Avoid When Crafting Demand Headlines

While practicing headline creation, be mindful of common pitfalls:

- Being Vague: Headlines that lack specificity can confuse readers.
- Overhyping: Making exaggerated claims can lead to distrust.
- Ignoring SEO: Failing to incorporate SEO best practices can limit visibility.
- Neglecting Audience Feedback: Not considering audience reactions can hinder improvement.

Tips for Overcoming These Mistakes

- Be Specific: Use precise language and clear value propositions.
- Stay Honest: Ensure your headlines accurately reflect the content.
- Incorporate Keywords Naturally: Research and embed relevant keywords without sacrificing readability.
- Engage with Your Audience: Solicit feedback on your headlines and use it to refine your approach.

Conclusion

In conclusion, mastering the art of demand headlines is crucial for anyone involved in marketing or content creation. By utilizing a demand headlines worksheet and focusing on the answers provided, you can create compelling headlines that attract and engage your target audience. Remember to practice regularly, avoid common mistakes, and keep refining your approach based on performance metrics. With dedication and the right tools, you can significantly enhance your headline writing skills, leading to better engagement and higher conversion rates.

Frequently Asked Questions

What is a demand headlines worksheet?

A demand headlines worksheet is a tool used to generate compelling headlines for marketing or content creation that are designed to attract attention and drive engagement.

WANPADT -

PADTpppoe

XPS

Jun 11, 2025 · XPS

CSCP CPIM CPSM ...

Demand planning Master planning Supply planning

-

2011 1

AUTO CAD ...

Auto cad cad

WANPA...

PADTpppoe

XPS

Jun 11, 2025 · XPS

CSCP CPIM...

Demand planning Master planning Supply planning

Unlock your understanding of demand with our comprehensive worksheet answers. Get clear insights and examples. Discover how to enhance your learning today!

[Back to Home](#)