
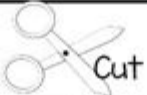



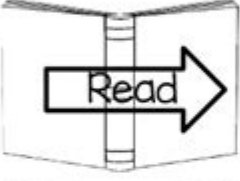

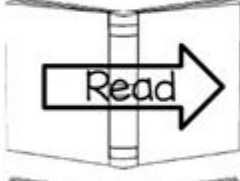









# Cut And Paste Sight Words

Name \_\_\_\_\_

Read the words below. Cut out a picture from below to make a sentence.

	I can see a	
	I can see a	
	I can see a	
	I can see a	

 box	 pig	 mug	 bat
--	--	--	--

©K. Simpson Sunshine and Lollipops

Cut and paste sight words are a vital educational tool used to enhance early literacy skills in young children. Sight words are those commonly used words that children are encouraged to recognize without having to sound them out. Mastery of these words is essential for developing reading fluency, and the cut-and-paste method provides an engaging, hands-on approach to learning them. In this article, we will explore the importance of sight words, how cut-and-paste activities work, the benefits they offer, and tips for implementing these activities effectively in the classroom or at home.

# Understanding Sight Words

Sight words are foundational to reading. They often do not follow typical phonetic rules, making them challenging for children to decode. Some of the most common sight words include "the," "and," "is," "it," and "to." These words frequently appear in texts for early readers, making their recognition crucial for reading fluency.

## The Role of Sight Words in Literacy Development

1. Fluency: Recognizing sight words quickly allows children to read more fluently, which contributes to better comprehension.
2. Confidence: As children become proficient in identifying sight words, their confidence in reading increases, encouraging them to tackle more complex texts.
3. Comprehension: Understanding sight words helps children make sense of sentences and larger texts, enhancing their overall reading comprehension skills.

## Cut and Paste Activities Explained

Cut and paste activities involve children cutting out words or pictures and pasting them onto a worksheet or a project. This hands-on method engages multiple senses, which can improve retention and understanding. It's particularly effective for visual learners who benefit from seeing and manipulating physical objects.

## Types of Cut and Paste Sight Word Activities

1. Word Sorting: Create a list of sight words and have children cut them out and sort them into

categories, such as verbs, nouns, or adjectives.

2. Sentence Building: Provide children with a selection of sight words to cut out and use to create their own sentences. This reinforces their understanding of how words fit together in context.

3. Sight Word Books: Have children cut out sight words and paste them into a mini-book. Each page can feature a different sight word, along with a picture or sentence that illustrates its use.

4. Matching Games: Cut out pairs of sight words and have children match them. This can be turned into a game where they take turns finding pairs.

## **Benefits of Cut and Paste Sight Word Activities**

The cut and paste approach offers several benefits for young learners:

### **Engagement and Motivation**

Children often learn better when they are actively engaged in their learning process. Cut and paste activities can make learning sight words more enjoyable. The tactile experience of cutting and pasting can capture a child's interest, making them more willing to participate.

### **Development of Fine Motor Skills**

Cutting and pasting require children to use and strengthen their fine motor skills. These skills are crucial for various tasks in life, including writing, drawing, and using tools. As children practice cutting along lines and pasting papers in specific areas, they enhance their coordination and dexterity.

## **Visual Learning**

Cut and paste activities cater to visual learners who may struggle with traditional reading methods. By seeing and manipulating the words, these children are more likely to remember them.

## **Personalization and Creativity**

These activities allow for personal expression. Children can decorate their worksheets or books, choosing colors, pictures, and designs that reflect their interests. This personalization can lead to a deeper connection with the material.

## **Implementing Cut and Paste Sight Words in the Classroom or at Home**

To effectively implement cut and paste sight word activities, consider the following tips:

### **1. Prepare Materials**

Gather the necessary materials before beginning an activity. This includes:

- Scissors
- Glue sticks or paste
- Colorful construction paper
- Pre-printed sight words
- Markers or crayons for decoration

## **2. Introduce Sight Words Gradually**

Introduce a few sight words at a time. Start with the most common words and gradually increase the complexity as children become comfortable with their recognition.

## **3. Create a Routine**

Incorporate cut and paste activities into a regular routine. Designate a specific day each week for sight word practice, which can help children anticipate and look forward to these learning sessions.

## **4. Encourage Collaboration**

Encourage children to work together on cut and paste activities. This collaboration fosters social skills and allows them to learn from one another. Pairing children can also help those who may struggle with certain words.

## **5. Provide Feedback and Reinforcement**

As children complete their cut and paste activities, provide positive feedback. Celebrate their successes, no matter how small, and encourage them to continue practicing sight words both in and out of the classroom.

## **Assessment and Progress Tracking**

Tracking progress is an essential part of any educational activity. Here are some ways to assess

children's mastery of sight words:

## **1. Observation**

Observe children during cut and paste activities. Take note of which words they recognize quickly and which ones they struggle with. This can help inform future lessons.

## **2. Worksheets and Mini-Books**

Review the completed cut and paste worksheets or mini-books. Check for accuracy in word placement and recognition. This can provide insights into their understanding.

## **3. Sight Word Games**

Incorporate games that involve sight words, such as bingo or flashcards. These can serve as a fun way to assess children's recognition and recall of sight words in a more informal setting.

## **4. Regular Assessments**

Conduct periodic assessments to determine if children are progressing in their recognition of sight words. This can be done through simple quizzes or oral reading sessions.

## **Conclusion**

In conclusion, cut and paste sight words are an effective and engaging method for teaching early literacy. They provide a hands-on approach that caters to various learning styles while helping children develop essential reading skills. By incorporating these activities into regular practice, educators and parents can foster a love for reading and build a strong foundation for literacy that will benefit children throughout their educational journey and beyond. The combination of fun, creativity, and learning makes cut and paste sight word activities a worthy investment in a child's future.

## **Frequently Asked Questions**

### **What are cut and paste sight words activities?**

Cut and paste sight words activities involve providing students with printed sight words that they cut out and glue onto a designated area, helping them to recognize and memorize these words through a hands-on approach.

### **How do cut and paste sight words benefit early readers?**

These activities enhance fine motor skills, increase engagement through interactive learning, and reinforce word recognition, which is essential for developing reading fluency in early readers.

### **What materials are typically needed for cut and paste sight words activities?**

Materials generally include printed sight word cards, scissors, glue sticks, and worksheets or construction paper where students can paste the words.

### **Can cut and paste sight words be adapted for different learning levels?**

Yes, cut and paste sight words can be tailored for various levels by adjusting the complexity of the sight words used, providing different themes, or incorporating additional challenges like forming sentences.

# Are there digital alternatives to traditional cut and paste sight words activities?

Yes, there are digital platforms and apps that allow students to drag and drop sight words into sentences or puzzles, offering a similar interactive experience without the need for physical materials.

Find other PDF article:

<https://soc.up.edu.ph/39-point/Book?dataid=Nil69-6908&title=message-therapy-intake-form-template.pdf>

## Cut And Paste Sight Words

### **13 SUV With Massage Seats [A Complete List]! - Bemidjibest**

May 10, 2025 · Indulge in luxury and comfort with SUVs featuring massage seats - Discover the ultimate ...

*Massage Seats: 10 Full-Size SUVs That Go Big On Luxury ...*

Jul 9, 2025 · These are some of the most luxurious SUVs on the market, and along with their masseuse-saving ...

### **Best SUVs With Massage Seats For Ultimate Relaxation 2025**

Jul 3, 2024 · Transform your driving experience with the best SUVs featuring luxurious massage seats. Explore ...

### **The Most Comfortable Luxury SUVs in 2025 | U.S. News**

Mar 11, 2025 · Massaging first- and second-row seats are available, as are 24- and 30-way adjustable front ...

### **Top-Ranked SUVs with Massage Seats - Suvradar**

Mar 4, 2024 · Discover the top SUVs that redefine driving luxury with built-in massage seats. Elevate your ...

*cut up, cut out, cut off, cut down* \_\_\_\_\_

\_\_\_\_\_cut up\_\_\_\_\_cut out\_\_\_\_\_cut off\_\_\_\_\_cut down\_\_\_\_\_ \_\_\_\_\_cut up\_\_\_\_\_cut out\_\_\_\_\_cut off\_\_\_\_\_cut down\_\_\_\_\_ \_\_\_\_\_ 1. \_\_\_\_\_ ...

**cut up ,cut out,cut off, cut down** - \_\_\_\_\_

2\_\_\_\_\_cut out\_\_\_\_\_ 3\_\_\_\_\_cut off\_\_\_\_\_ 4\_\_\_\_\_cut down\_\_\_\_\_ ...

Traduction : cut - Dictionnaire anglais-français Larousse

cut - Traduction Anglais-Français : Retrouvez la traduction de cut, mais également la conjugaison de



cut, sa prononciation, la traduction des expressions à partir de cut : cut, cut, cut, ....

**cut** -

Jun 19, 2024 · cut1. 2. ...

**J-cut** **L-cut** -

Nov 13, 2024 · J cut & L cutJ cutL cutJ cut ...

**cut up****cut in****cut off****cut down** -

cut upcut incut offcut down1cut up2cut in3cut off4cut down1 ...

*SolidWorks* -

Nov 15, 2023 · SolidWorksSolidWorks 2012"Trim"Cut\*\* ...

*cut-off* -

Dec 13, 2024 · cut-offcut-off0.5 ...

**final cut pro** -

Feb 23, 2025 · Final Cut ProFinal Cut Pro1. Final Cut Pro ...

**cut** -

May 16, 2018 · cut [kʌt] [kʌt] cut n. cut vt. [ ] ...

Boost your child's reading skills with fun cut and paste sight words activities! Discover how these engaging exercises can enhance learning. Learn more!

[Back to Home](#)