

# Cut And Paste Weather Worksheets For Kindergarten


Name: \_\_\_\_\_ Date: \_\_\_\_\_

## WEATHER IDENTIFICATION


Cut the pictures at the bottom and glue them into the correct boxes.



**SUNNY**



**RAINY**



**CLOUDY**




**SNOWY**



**WINDY**



**STORMY**



Cut and paste weather worksheets for kindergarten are engaging educational tools designed to help young learners understand the various elements of weather. These worksheets not only provide hands-on activities for children but also foster cognitive development, fine motor skills, and creativity. In this article, we will explore the importance of weather education in early childhood, the benefits of using cut and paste worksheets, and some creative ideas for implementing these activities in the classroom or at home.

# **Understanding the Importance of Weather Education in Kindergarten**

Weather education is a fundamental aspect of a child's learning experience in kindergarten. It serves several educational purposes:

## **1. Building Observational Skills**

Children learn to observe their environment closely. By studying weather patterns, they enhance their ability to notice changes in their surroundings, which is a crucial skill in scientific exploration.

## **2. Developing Vocabulary**

Weather-related vocabulary is introduced through discussions and worksheets. Terms like "sunny," "rainy," "cloudy," and "snowy" become part of a child's lexicon, enhancing their language skills.

## **3. Understanding Seasons**

Weather worksheets can help children understand the four seasons and the typical weather associated with each. This knowledge lays the foundation for more complex concepts in later grades.

## **4. Encouraging Critical Thinking**

By analyzing weather patterns and discussing predictions, children learn to think critically about the world around them. They begin to ask questions and seek answers, which is essential for scientific inquiry.

## **Benefits of Cut and Paste Weather Worksheets**

Cut and paste weather worksheets offer a variety of benefits that enhance the learning experience for kindergarteners:

### **1. Hands-On Learning**

Cutting and pasting activities engage children physically, making learning more interactive. This hands-on approach helps to reinforce concepts as children actively participate in the learning process.

## **2. Fine Motor Skill Development**

Using scissors and glue promotes fine motor skills, which are crucial for young children as they build coordination and control. These skills are essential for future tasks, such as writing and drawing.

## **3. Visual Learning**

Visual learners benefit greatly from cut and paste worksheets. The combination of images and text helps children make connections between words and their meanings, reinforcing their understanding of weather concepts.

## **4. Creativity and Expression**

Cut and paste activities allow for creativity. Children can express themselves through their choices of images and the way they arrange them on the worksheet, fostering a sense of ownership over their learning.

## **Creative Ideas for Cut and Paste Weather Worksheets**

To effectively implement cut and paste weather worksheets in your teaching, consider the following creative ideas:

### **1. Weather Scene Creation**

Create a worksheet that includes different weather elements such as the sun, clouds, raindrops, and snowflakes. Provide children with cutouts of these images and ask them to create their own weather scene.

- Encourage them to use their imagination and create a scene depicting their favorite type of weather.
- Ask them to label each element to reinforce vocabulary.

### **2. Daily Weather Chart**

Design a daily weather chart worksheet where children can cut out and paste symbols representing the weather for each day of the week.

- Include symbols for sunny, rainy, cloudy, and snowy days.
- Have them track the weather over a week and discuss changes.

### **3. Weather Sorting Activity**

Create a sorting worksheet with different weather symbols. Children can cut out images and sort them into categories such as "warm weather" and "cold weather."

- This activity encourages critical thinking as they decide where each image belongs.
- Discuss the characteristics of warm and cold weather with the class.

### **4. Seasonal Weather Collage**

Introduce a seasonal weather collage worksheet where children can cut and paste images representing different seasons.

- Provide images of activities associated with each season, such as building a snowman for winter or flying a kite for spring.
- Have children present their collages and explain their choices.

### **5. Weather Journals**

Encourage children to create a weather journal using cut and paste worksheets. Each day, they can paste a weather symbol and write a sentence about the day's weather.

- This activity promotes writing skills while reinforcing weather vocabulary.
- At the end of the week, review their journals as a class.

## **Tips for Successful Implementation**

When introducing cut and paste weather worksheets to your kindergarten class, here are some tips to ensure a successful experience:

### **1. Prepare Materials in Advance**

Ensure that all materials, including scissors, glue, and cutout images, are readily available before starting the activity. This preparation helps maintain focus and keeps the momentum going.

## **2. Provide Clear Instructions**

Clearly explain the activity and demonstrate how to cut and paste. Visual demonstrations can be particularly helpful for young learners.

## **3. Encourage Collaboration**

Allow children to work in pairs or small groups. Collaboration fosters social skills and encourages children to share ideas and learn from one another.

## **4. Celebrate Creativity**

Acknowledge each child's work and creativity. Consider having a gallery walk where students can display their completed worksheets for their peers to see.

## **Conclusion**

Incorporating **cut and paste weather worksheets for kindergarten** into your curriculum provides an interactive and enriching experience for young learners. These activities promote essential skills such as observation, vocabulary development, and fine motor coordination while making learning about the weather fun and engaging. By implementing creative ideas and following best practices, educators and parents can create a stimulating environment that encourages curiosity and a love for learning about the world around us.

## **Frequently Asked Questions**

### **What are cut and paste weather worksheets for kindergarten?**

Cut and paste weather worksheets for kindergarten are educational activities that involve children cutting out weather-related images or symbols and pasting them onto a worksheet to reinforce their understanding of different weather types.

### **Why are cut and paste activities important for kindergarten students?**

Cut and paste activities help develop fine motor skills, enhance hand-eye coordination, and encourage creativity while also reinforcing learning concepts such as categorization and sorting.

## **What types of weather concepts can be taught using these worksheets?**

These worksheets can teach concepts such as different types of weather (sunny, rainy, snowy, cloudy), seasonal changes, and appropriate clothing for various weather conditions.

## **How can teachers effectively use cut and paste weather worksheets in the classroom?**

Teachers can introduce the topic with a discussion about the weather, demonstrate how to cut and paste, and then allow students to complete the worksheets during center time or as part of a weather-themed lesson.

## **Are there any online resources for printable cut and paste weather worksheets?**

Yes, many educational websites offer free printable cut and paste weather worksheets, including sites like Teachers Pay Teachers, Education.com, and Pinterest.

## **What materials do I need to create cut and paste weather worksheets?**

To create these worksheets, you will need printed weather images, scissors, glue or a glue stick, and a blank worksheet template for students to arrange and paste the images onto.

## **Can cut and paste weather worksheets be adapted for different learning levels?**

Yes, these worksheets can be adapted by varying the complexity of the images, adding more advanced concepts for older children, or simplifying tasks for younger or struggling students.

## **How can parents support their children in using cut and paste weather worksheets at home?**

Parents can support their children by providing materials, creating a designated workspace, guiding them through the cutting and pasting process, and discussing the weather as they complete the activity.

## **What are some fun follow-up activities after completing cut and paste weather worksheets?**

Follow-up activities can include creating a weather chart, doing a weather observation journal, or engaging in a related craft project such as making a weather mobile.

Find other PDF article:

<https://soc.up.edu.ph/15-clip/Book?dataid=MLf85-7752&title=crucial-conversations-training-certification.pdf>

## Cut And Paste Weather Worksheets For Kindergarten

**cut up, cut out, cut off, cut down**□□□□□□\_□□□□

cut up cut out cut off cut down cut up cut out ...

cut up ,cut out,cut off, cut down -

2 cut out 3 cut off ...

**Traduction : cut - Dictionnaire anglais-français Larousse**

cut - Traduction Anglais-Français : Retrouvez la traduction de cut, mais également la conjugaison de cut, sa ...

*cut*□□□□□ - □□□□

Jun 19, 2024 · cut[ ] cut[ ] 1. cut[ ] ...

□□□□  $J-cut$  □  $L-cut$  □ - □□□□

Nov 13, 2024 · [REDACTED] cut &amp; L ...

**cut up, cut out, cut off, cut down**□□□□□□\_□□□□

cut up cut out cut off cut down cut up cut out cut off cut down  
1. ...

cut up ,cut out,cut off, cut down□□ - □□□□

2 cut out [ ] 3 cut off [ ] 4 cut down [ ] ...

Traduction : cut - Dictionnaire anglais-français Larousse

cut - Traduction Anglais-Français : Retrouvez la traduction de cut, mais également la conjugaison de cut, sa prononciation, la traduction des expressions à partir de cut : cut, cut, cut, ....

**cut** ☐☐☐☐☐ - ☐☐☐☐

[illegible]

□□□□□ *J-cut* □ *L-cut* □ - □□□□□

Nov 13, 2024 · [\[cut & L cut\]](#) [\[J cut\]](#) ...

**cut up** **cut in** **cut off** **cut down** -

cut up□cut in□cut off□cut down□□□□□□□□□□□□□□□□ □□□□□ 1□cut up□□□□ 2□cut in□□□□ 3□cut off□  
□□□□ 4□cut down□□□□ □□□□□□ 1 ...

**SolidWorks**

Nov 15, 2023 · SolidWorks SolidWorks 2012 "Trim" "Cut" ...

**cut-off**  -

Dec 13, 2024 · cut-off 0.5

*final cut pro* -

Feb 23, 2025 · Final Cut ProFinal Cut Pro 1. - Final Cut Pro ...

**cut** -

May 16, 2018 · cut [kʌt] [kʌt] cut n. vt. [] ...

Discover engaging cut and paste weather worksheets for kindergarten that make learning fun!  
Perfect for enhancing skills and creativity. Learn more today!

[Back to Home](#)