
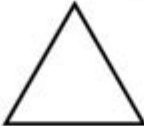




Cut And Paste Shapes Worksheet









cut and Paste
Worksheet


Cut out and paste the shapes that match in the boxes below.

✂

✂



© Wool Jr. Kids Activities, LLC. All Rights Reserved. Find us @ WoolJr.com

Cut and paste shapes worksheet activities are an engaging and effective way for young learners to develop their fine motor skills, spatial awareness, and understanding of geometric concepts. Utilizing cut and paste worksheets not only makes learning fun but also enhances creativity and critical thinking in children. In this article, we will explore various aspects of cut and paste shapes worksheets, including their benefits, types, and how to effectively incorporate them into educational settings.

Benefits of Cut and Paste Shapes Worksheets

Cut and paste shapes worksheets offer a variety of educational benefits that can enhance a child's learning experience. Here are some of the primary advantages:

- **Fine Motor Skills Development:** Cutting and pasting require precision and control, helping children improve their hand-eye coordination and dexterity.
- **Understanding Geometric Concepts:** By manipulating shapes, children learn to recognize, sort, and categorize different geometric figures, which is foundational for later math skills.
- **Creativity and Imagination:** These activities allow children to create their own designs and patterns, fostering creativity and self-expression.
- **Concentration and Focus:** Completing a cut and paste activity requires children to concentrate on the task, enhancing their attention span.
- **Following Instructions:** Worksheets often come with directions, helping children practice their listening and comprehension skills.

Types of Cut and Paste Shapes Worksheets

Cut and paste shapes worksheets come in a variety of formats, catering to different learning objectives and age groups. Here are some popular types:

1. Basic Shape Recognition Worksheets

These worksheets introduce children to basic shapes such as circles, squares, triangles, and rectangles. Kids are often asked to cut out these shapes from a provided template and paste them onto a larger sheet to create a picture or pattern.

2. Shape Sorting Worksheets

In shape sorting activities, children cut out various shapes and then categorize them based on their characteristics (e.g., color, size, or type) before pasting them into the correct sections of the worksheet. This type of activity is excellent for teaching classification skills.

3. Shape Patterns Worksheets

These worksheets encourage children to recognize and create patterns using different shapes. They may cut out shapes and paste them in a specific order or complete a repeating pattern, promoting critical thinking and sequencing skills.

4. Creative Art Projects

Some worksheets provide a blank canvas where children can use cut out shapes to create their own artwork. This type of activity allows for greater creativity and can be used to reinforce lessons on shapes in a more open-ended way.

How to Create Effective Cut and Paste Shapes Worksheets

Creating engaging and educational cut and paste shapes worksheets requires careful planning. Here are some steps to consider:

1. Define Learning Objectives

Before creating a worksheet, clearly define what you want the children to learn. Are you focusing on shape recognition, sorting, or creative expression? Having specific goals helps shape the worksheet's content.

2. Choose Appropriate Shapes

Select shapes that are age-appropriate and relevant to the learning objectives. For younger children, basic shapes are ideal, while older kids can handle more complex geometric figures.

3. Design the Layout

Ensure that the worksheet has a clear and visually appealing layout. Use large images of shapes that are easy to cut out, and leave enough space for children to paste their cutouts.

4. Provide Clear Instructions

Include simple, step-by-step instructions on how to complete the worksheet. Use language that is easy for the target age group to understand. Visual aids can also be helpful.

5. Include Examples

Provide examples of completed tasks. For instance, show a finished shape collage or an example of a completed pattern to guide children in their work.

Incorporating Cut and Paste Shapes Worksheets into the Classroom

Integrating cut and paste shapes worksheets into your teaching can enhance the learning experience. Here are some practical tips for educators:

1. Use as a Supplement to Lessons

Cut and paste shapes worksheets can reinforce concepts taught in class. For example, after a lesson on basic shapes, distribute worksheets for students to practice what they have learned.

2. Create Interactive Learning Stations

Set up a learning station where students can engage with cut and paste activities. Rotate groups of students through the station to keep the learning dynamic and interactive.

3. Combine with Technology

Incorporate digital resources by allowing students to create cut and paste shapes worksheets using tablet apps or online tools. This combines traditional techniques with modern technology and can

engage tech-savvy learners.

4. Encourage Group Work

Group activities foster collaboration and teamwork. Have students work together on cut and paste projects, allowing them to share ideas and learn from each other.

5. Assess and Provide Feedback

After the completion of the worksheets, take time to review children's work. Provide constructive feedback and encouragement, highlighting their successes and areas for improvement.

Conclusion

Cut and paste shapes worksheets are invaluable tools in early childhood education. They not only make learning about shapes fun and interactive but also help develop essential skills that children will use throughout their lives. By incorporating these worksheets into educational settings, educators can create a rich learning environment that fosters creativity, critical thinking, and fine motor skills. Whether as part of a structured lesson or a fun classroom activity, cut and paste shapes worksheets are sure to engage young learners and enhance their understanding of geometry and art.

Frequently Asked Questions

What is a cut and paste shapes worksheet?

A cut and paste shapes worksheet is an educational activity where students cut out various shapes

from a provided sheet and paste them onto another sheet, helping them learn about shape recognition and spatial reasoning.

What age group is suitable for cut and paste shapes worksheets?

Cut and paste shapes worksheets are typically suitable for preschool and early elementary children, usually ages 3 to 7, as they help develop fine motor skills and shape recognition.

What skills do children develop using cut and paste shapes worksheets?

Children develop fine motor skills, hand-eye coordination, shape recognition, and creativity by engaging in cut and paste activities.

Are cut and paste shapes worksheets available for free online?

Yes, many educational websites offer free downloadable cut and paste shapes worksheets that can be printed at home for educational purposes.

How can teachers incorporate cut and paste shapes worksheets into their lesson plans?

Teachers can use cut and paste shapes worksheets as a hands-on activity during math or art lessons to reinforce concepts of shapes, sorting, and creativity.

What materials are needed for a cut and paste shapes worksheet activity?

Materials needed typically include printed worksheets with shapes, scissors, glue sticks, and colored pencils or markers for decoration.

Can cut and paste shapes worksheets be adapted for special needs

students?

Yes, cut and paste shapes worksheets can be adapted for special needs students by providing larger shapes, pre-cut pieces, or additional visual aids to support their learning.

How do cut and paste shapes worksheets help in learning geometry?

Cut and paste shapes worksheets help in learning geometry by providing a tactile experience in recognizing and manipulating different shapes, which lays the groundwork for understanding more complex geometric concepts.

What are some creative variations of cut and paste shapes

worksheets?

Creative variations include themed worksheets (e.g., seasonal shapes), combining shapes to create pictures, or using textured materials for a sensory experience.

Find other PDF article:

<https://soc.up.edu.ph/23-write/Book?trackid=GDo55-1414&title=free-civil-service-clerical-practice-test.pdf>

[Cut And Paste Shapes Worksheet](#)

Cut and Paste Shapes Worksheets - Woo! Jr. Kids Act...

Nine cut and paste shapes worksheets for preschoolers and kindergarteners to practice shape recognition, ...

Winter Cut & Paste Worksheets - Woo! Jr. Kids Activities

These winter-themed activity pages will build basic shape recognition, matching and fundamental cutting and pasting ...

Printable Princess Activity Pages - Woo! Jr. Kids Activities

Fun set of printable princess activity pages for kids ages 3 to 9 that includes a variety of engaging tracing, ...

St. Patrick's Cut and Paste Worksheets - Woo! Jr. Kids Act...

St. Patrick's cut and paste worksheets - fun cutting & pasting practice includes shape matching, puzzle solving & ...

Spring Cut and Paste Worksheets - Woo! Jr. Kids Act...

Turn your preschooler's playtime into visual perception skill building with these fun spring cut and paste ...

Cut and Paste Shapes Worksheets - Woo! Jr. Kids Activities

Nine cut and paste shapes worksheets for preschoolers and kindergarteners to practice shape recognition, matching, fine motor, cutting and pasting skills.

Winter Cut & Paste Worksheets - Woo! Jr. Kids Activities

These winter-themed activity pages will build basic shape recognition, matching and fundamental cutting and pasting skills to help prepare your little one for kindergarten.

Printable Princess Activity Pages - Woo! Jr. Kids Activities

Fun set of printable princess activity pages for kids ages 3 to 9 that includes a variety of engaging tracing, coloring and puzzle worksheets.

St. Patrick's Cut and Paste Worksheets - Woo! Jr. Kids Activities

St. Patrick's cut and paste worksheets - fun cutting & pasting practice includes shape matching, puzzle solving & concentration building for preschoolers!

Spring Cut and Paste Worksheets - Woo! Jr. Kids Activities

Turn your preschooler's playtime into visual perception skill building with these fun spring cut and paste worksheets. This activity set is helpful for parents and teachers as there is no prep ...

Fall Preschool Worksheets for Tracing, Matching and Cutting Practice

12 free fall preschool worksheets to develop fine motor skills and shape & number recognition.

Dinosaur Activity Worksheets for Kids - Woo! Jr. Kids Activities

9 fun easy learning dinosaur activity worksheets with tracing, matching and word puzzles.

Easy Preschool Shapes & Colors Game - Woo! Jr. Kids Activities

Make an easy and educational preschool game out of paper to teach shapes and colors.

Earth Day Cut and Paste Activity Pages - Woo! Jr. Kids Activities

This free set of Earth Day printables includes easy cut and paste puzzles and matching activities. We've also included a fun Earth Day memory game that highlights plant life and recycling. ...

Summer Cut and Paste Activity Pages - Woo! Jr. Kids Activities

This free set of summer cut and paste activity pages provides fun "down time" entertainment for your preschooler. Inside this printable activity pack you'll find an array of puzzles and matching ...

Enhance your child's creativity with our engaging cut and paste shapes worksheet! Perfect for hands-on learning. Discover how to make learning fun today!

[Back to Home](#)