


Cut And Paste Sentence Worksheets



CUT & PASTE SENTENCES

Name: _____ Date: _____

Cut and paste the word to complete each sentence. Then rewrite it!



When we go to the toilet we hands.

A snail is very . It takes a long time to walk.

When it is I wear a jumper.

I am very because I am having fun.

At the end of a sentence we need a stop.



cold slow wash full happy

Cut and paste sentence worksheets are valuable educational tools designed to enhance the literacy skills of children, particularly in early childhood and elementary education. These worksheets facilitate hands-on learning by allowing students to physically manipulate words and sentences, promoting engagement and retention. In this article, we will explore the benefits of cut and paste sentence worksheets, how they can be effectively utilized in the classroom, and tips for parents and educators to create their own engaging activities.

Understanding Cut and Paste Sentence Worksheets

Cut and paste sentence worksheets typically consist of a series of words or phrases that students must cut out and then arrange to form coherent sentences. These worksheets serve multiple educational purposes, including:

- Improving sentence structure understanding
- Enhancing fine motor skills
- Encouraging creativity and critical thinking
- Facilitating reading comprehension through hands-on activities

By engaging with these worksheets, students can better grasp the components of a sentence, including subjects, predicates, and punctuation.

Benefits of Cut and Paste Sentence Worksheets

1. Hands-On Learning Experience

One of the primary advantages of cut and paste sentence worksheets is that they provide a tactile learning experience. Children often learn better when they can interact physically with the learning material. By cutting out words and arranging them, students can visualize sentence construction, which aids in comprehension.

2. Development of Fine Motor Skills

The act of cutting and pasting requires coordination and control, which are essential components of fine motor skill development. As children use scissors and glue, they enhance their dexterity, hand-eye coordination, and overall motor skills, which are crucial for writing and other academic tasks.

3. Encouragement of Creativity

Cut and paste worksheets allow for an element of creativity in sentence construction. Students can experiment with different word combinations, leading to unique and imaginative sentences. This freedom can motivate reluctant writers to engage more with language arts and develop a love for writing.

4. Supporting Literacy Development

These worksheets can help improve students' reading and writing skills significantly. As children actively participate in creating sentences, they become more familiar with vocabulary and grammatical structures. This interactive approach aids in reinforcing the connection between spoken and written language.

How to Use Cut and Paste Sentence Worksheets in the Classroom

Integrating cut and paste sentence worksheets into lesson plans can be straightforward and highly effective. Here are some practical tips for educators:

1. Introduce the Concept

Begin by explaining the components of a sentence (subject, verb, object) to your students. Use examples to illustrate how different parts of speech work together to form complete thoughts. This foundational knowledge will help them understand the tasks they will undertake with the worksheets.

2. Provide Clear Instructions

Before handing out the worksheets, ensure that students understand the instructions. Demonstrate how to cut out the words and arrange them to form sentences. You can also provide a model sentence for reference, so they have a clear example of what is expected.

3. Incorporate Thematic Content

To keep students engaged, consider using thematic cut and paste worksheets related to current topics being covered in class. For instance, if the class is studying animals, the sentences could revolve around different animals and their habitats. This relevance can enhance students' interest and reinforce learning.

4. Encourage Collaboration

Group work can enhance the cut and paste experience. Pair students or create small groups to work together on the worksheets. This collaborative environment promotes discussion and allows students to learn from one another while sharing their ideas and approaches.

Tips for Parents to Create Cut and Paste Sentence Worksheets at Home

Parents can easily create engaging cut and paste sentence worksheets to support their children's literacy development at home. Here are some simple steps to follow:

1. Choose a Theme

Select a theme that interests your child, whether it's their favorite animals, food, or activities. This will make the worksheet more appealing and relevant to their interests.

2. Gather Materials

You will need scissors, glue, and paper. You can print words and phrases from your computer or write them out by hand. Use colorful markers or stickers to make the worksheet visually stimulating.

3. Create Word Cards

Write or print out a selection of words or phrases related to your chosen theme. Ensure a mix of nouns, verbs, and adjectives to provide variety. Cut these out to create word cards that your child can use to form sentences.

4. Set Guidelines

Encourage your child to create a certain number of sentences using the word cards. You can guide them by suggesting specific sentence structures or allowing them complete freedom to create unique sentences.

5. Review and Share

After your child completes their worksheet, take the time to review the sentences together. Discuss the meaning and structure of each sentence, correcting any grammatical errors and praising their creativity. You can also encourage them to share their work with family members.

Conclusion

Cut and paste sentence worksheets are an effective educational resource that fosters literacy development in a fun and interactive manner. By engaging in hands-on learning, children can

enhance their understanding of sentence structure, improve fine motor skills, and develop a love for writing. Whether used in the classroom or at home, these worksheets provide a unique opportunity for students to explore language creatively. By following the tips and strategies discussed in this article, educators and parents alike can create an enriching learning environment that supports children's literacy growth.

Frequently Asked Questions

What are cut and paste sentence worksheets?

Cut and paste sentence worksheets are educational tools designed to help students improve their writing and sentence structure skills by physically cutting out words or phrases and pasting them into the correct order to form coherent sentences.

At what age are cut and paste sentence worksheets most beneficial?

Cut and paste sentence worksheets are most beneficial for early elementary students, typically between the ages of 5 to 8, as they help develop fine motor skills and foundational literacy skills.

How do cut and paste sentence worksheets enhance learning?

These worksheets engage students in a hands-on activity that promotes kinesthetic learning, reinforces sentence structure understanding, and encourages creativity as they experiment with different sentence combinations.

Can cut and paste sentence worksheets be used for special education?

Yes, cut and paste sentence worksheets can be effectively used in special education settings as they provide a multisensory approach to learning that can accommodate various learning styles and needs.

What materials are needed for cut and paste sentence worksheets?

Typically, all that is needed are scissors, glue or tape, and printed worksheets containing sentences or words to cut out. Optional materials can include colored paper or markers for added creativity.

How can teachers create their own cut and paste sentence worksheets?

Teachers can create their own cut and paste sentence worksheets by generating a list of words or sentences, formatting them on a document, and then printing them for students to cut and paste into logical order.

Are there digital alternatives to cut and paste sentence worksheets?

Yes, there are digital alternatives such as interactive online activities and software that allow students to drag and drop words to form sentences, providing a similar experience without the need for physical materials.

Where can I find ready-made cut and paste sentence worksheets?

Ready-made cut and paste sentence worksheets can be found on educational websites, teaching resource platforms, and in teachers' resource books, often available for free or for purchase.

Find other PDF article:

<https://soc.up.edu.ph/13-note/files?dataid=uML60-5690&title=cognition-daniel-reisberg-5th-edition.pdf>

Cut And Paste Sentence Worksheets

cut up, cut out, cut off, cut down _____

cut up cut out cut off cut down cut up cut out cut off cut down
1. ...

cut up, cut out, cut off, cut down -

2 cut out 3 cut off 4 cut down ...

Traduction : cut - Dictionnaire anglais-français Larousse

cut - Traduction Anglais-Français : Retrouvez la traduction de cut, mais également la conjugaison de cut, sa prononciation, la traduction des expressions à partir de cut : cut, cut, cut, ...

cut -

Jun 19, 2024 · cut 1. 2. ...

J-cut L-cut -

Nov 13, 2024 · J cut & L cut J cut ...

cut up, cut in, cut off, cut down -

cut up cut in cut off cut down 1 cut up 2 cut in 3 cut off 4 cut down 1 cut ...

SolidWorks -

Nov 15, 2023 · SolidWorks SolidWorks 2012 Trim Cut

cut-off -

Dec 13, 2024 · cut-off cut-off 0.5

final cut pro -

Feb 23, 2025 · Final Cut Pro Final Cut Pro 1. Final Cut Pro

cut -

May 16, 2018 · cut [kʌt] [kʌt] cut n. cut vt. [ʃ] vi. [ʃ] ...

cut up, cut out, cut off, cut down

cut up cut out cut off cut down cut up cut out ...

cut up, cut out, cut off, cut down -

2 cut out 3 cut off ...

Traduction : cut - Dictionnaire anglais-français Larousse

cut - Traduction Anglais-Français : Retrouvez la traduction de cut, mais également la conjugaison de cut, sa ...

cut -

Jun 19, 2024 · cut cut 1. cut ...

J-cut L-cut -

Nov 13, 2024 · J cut & L ...

Enhance literacy skills with our engaging cut and paste sentence worksheets! Perfect for young learners. Discover how these activities boost reading and writing today!

[Back to Home](#)