


Dailies Total 1 Multifocal Fitting Guide


3 lenses for any lifestyle

2 replacement schedules


1 innovative optical design



The first and only water gradient daily disposable multifocal contact lens for exceptional comfort and seamless vision.^{1,2}



The only daily disposable multifocal contact lens with blink-activated moisture technology for refreshing comfort.³




The only monthly replacement multifocal contact lens with the HydraGlyde® Moisture Matrix for longer lasting lens surface moisture.^{4,5}

MATERIAL	delefilcon A	nelfilcon A	lotrafilcon B
REPLACEMENT SCHEDULE	DAILY DISPOSABLE	DAILY DISPOSABLE	MONTHLY REPLACEMENT
OPTICAL DESIGN	Proprietary PRECISION PROFILE® Design		
POWER RANGE (diopter)	+6.00D to -10.00D (in 0.25D steps)		
ADDs	LO, MED, HI		


80% FIT SUCCESS WITH 1 LENS PER EYE¹⁵

with the latest fitting process for Alcon multifocal contact lenses



96% FIT SUCCESS WITH 2 LENSES OR LESS PER EYE^{15,16}

with the latest fitting process for Alcon multifocal contact lenses



Dailies Total 1 Multifocal Fitting Guide is an essential resource for eye care professionals and patients alike, designed to aid in the fitting of these innovative contact lenses. As multifocal lenses gain popularity due to their ability to correct presbyopia while providing superior comfort and clarity, understanding the fitting process becomes critical for achieving optimal results. This guide will delve into the specifics of fitting Dailies Total 1 Multifocal lenses, including their unique features, fitting techniques, and patient management tips.

Understanding Dailies Total 1 Multifocal Lenses

Dailies Total 1 Multifocal lenses are a revolutionary addition to the contact lens market, combining advanced technology with user-friendly features. Here's what makes them stand out:

- **Water Gradient Technology:** The lenses feature a water gradient, which means they have a high water content at the surface for maximum hydration and comfort, while the core remains low in water to maintain structural integrity.
- **Advanced Optical Design:** These lenses are designed with a unique aspherical surface that allows for seamless transitions between different zones of vision, catering to both near and far sight needs.
- **Daily Disposable Convenience:** As a daily disposable lens, Dailies Total 1 Multifocal lenses provide the convenience of no cleaning or storage, making them ideal for patients with busy lifestyles.

Fitting Dailies Total 1 Multifocal Lenses

Fitting multifocal contact lenses can often be challenging, but with the right approach, practitioners can achieve successful outcomes. Below are the key steps involved in the fitting process.

Step 1: Patient Assessment

Before fitting Dailies Total 1 Multifocal lenses, a thorough patient assessment is essential. This includes:

1. **Comprehensive Eye Examination:** Assess the patient's overall eye health and refractive error, including both distance and near vision needs.
2. **Understanding Patient Lifestyle:** Discuss the patient's daily activities, working distances, and visual priorities to ensure the chosen lenses meet their specific requirements.
3. **Previous Contact Lens Experience:** Evaluate any previous experiences with contact lenses, particularly multifocal options, to understand the patient's comfort level and expectations.

Step 2: Selecting the Right Lens Parameters

Choosing the appropriate parameters for Dailies Total 1 Multifocal lenses is crucial for achieving a successful fit. Consider the following:

- **Base Curve (BC):** Dailies Total 1 Multifocal lenses come in specific base curves. The ideal BC should align with the patient's corneal curvature, which can be determined through keratometry.
- **Diameter (DIA):** The diameter of the lens should provide optimal coverage of the cornea while ensuring stability during blinking.
- **Power Selection:** Utilize the Dailies Total 1 Multifocal fitting guide to select the appropriate power for distance, intermediate, and near vision. This may involve using a trial lens set to determine the best fit.

Step 3: Trial Fitting

Trial fitting is a critical step in ensuring patient comfort and visual acuity.

1. **Lens Insertion:** Instruct the patient on how to properly insert and remove the lenses. This can help alleviate any anxiety about wearing contact lenses.
2. **Evaluate Vision:** After insertion, assess the patient's vision at various distances. It may be helpful to have them read from a distance and then a near card to evaluate their clarity.
3. **Assess Comfort:** Ask the patient about their comfort level with the lenses. Address any discomfort or issues immediately, as this can impact their overall satisfaction.

Managing Patient Expectations

When fitting Dailies Total 1 Multifocal lenses, managing patient expectations is vital for long-term success.

Communicating the Fitting Process

Educate your patients about how multifocal lenses work. Explain that adapting to multifocal lenses may take time, and initial adjustments in vision may be normal.

Follow-Up Appointments

Schedule follow-up appointments to assess the patient's adaptation to the lenses. During these visits, you can:

- Reassess vision and comfort levels.
- Make any necessary adjustments to the prescription or lens parameters.
- Address any concerns the patient may have about their experience.

Conclusion

In conclusion, the **Dailies Total 1 Multifocal Fitting Guide** serves as an invaluable tool for eye care practitioners looking to provide their patients with optimal visual solutions for presbyopia. By following a structured fitting approach that includes thorough patient assessment, careful selection of lens parameters, and diligent follow-up, practitioners can significantly enhance patient satisfaction and comfort with these advanced contact lenses. As the demand for multifocal lenses continues to grow, staying informed on the latest fitting techniques and patient management strategies will be essential for success in this evolving field.

Frequently Asked Questions

What are Dailies Total 1 Multifocal lenses designed for?

Dailies Total 1 Multifocal lenses are designed for individuals who require vision correction for both distance and near vision, making them ideal for presbyopic patients.

What fitting parameters are important for Dailies Total 1 Multifocal lenses?

Important fitting parameters include the patient's distance and near prescriptions, pupil size, and the fitting height to ensure optimal lens performance and comfort.

How do I determine the appropriate multifocal add power for Dailies Total 1 lenses?

The appropriate multifocal add power can be determined by assessing the patient's near vision needs during the fitting process, typically using a standard reading chart and considering the patient's lifestyle.

What should I consider when fitting Dailies Total 1 Multifocal lenses on new wearers?

When fitting new wearers, consider their previous experience with contact lenses, comfort level, and lifestyle needs, and provide thorough instructions on lens insertion, removal, and care.

What are the benefits of using Dailies Total 1 Multifocal lenses compared to traditional multifocal lenses?

Dailies Total 1 Multifocal lenses offer superior comfort due to their water gradient technology, allowing for a smooth transition between different vision zones, and they are daily disposable, promoting hygiene and convenience.

<https://soc.up.edu.ph/65-proof/Book?ID=CdT50-0868&title=weapon-x-barry-windsor-smith.pdf>

trueye dailies total1 ...

██████████ □□□: **2023**██████████ ... - □□



_____ - _____

```

trueye
dailies total1

```

□□□□□□ □□: **2023**□□□□□□□□ ... - □□

[illegible]

□□□□□□□□ - □□

[Back to Home](#)