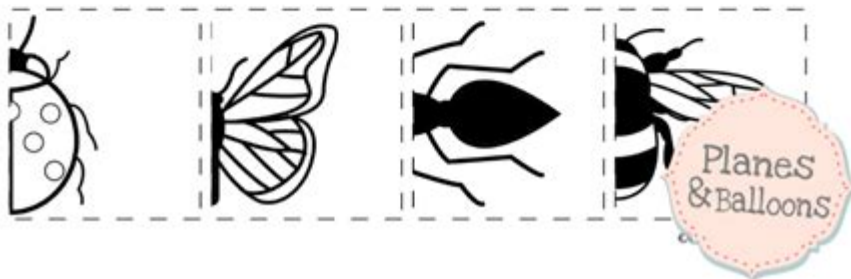

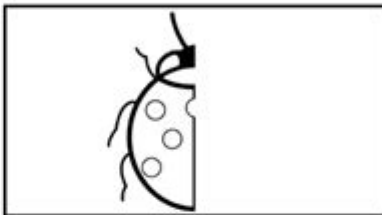


# Cut And Glue Worksheets Free

## Cut & Paste Insects

Find, match and paste the pictures together.



Cut and glue worksheets free are a fantastic resource for educators and parents looking to enhance children's learning through hands-on activities. These worksheets not only foster creativity and fine motor skills but also make learning enjoyable. In this article, we'll explore what cut and glue worksheets are, their benefits, various types available, and how to effectively incorporate them into educational settings.

## What are Cut and Glue Worksheets?

Cut and glue worksheets are educational activities that require students to cut out shapes, pictures, or letters and then glue them onto a designated space on the worksheet. These worksheets can cover various subjects including language arts, mathematics, science, and art. The tactile nature of cutting and gluing makes these activities especially engaging for

young learners.

## **Components of Cut and Glue Worksheets**

Typically, a cut and glue worksheet includes:

1. Visual Elements: Pictures or shapes that need to be cut out.
2. Instructions: Clear guidelines on how to complete the activity.
3. Glue Area: Designated spaces where cut items should be affixed.
4. Learning Objectives: Goals that explain what skills or knowledge the activity aims to develop.

## **Benefits of Using Cut and Glue Worksheets**

Cut and glue worksheets offer numerous benefits for early childhood education. Here are some key advantages:

### **1. Development of Fine Motor Skills**

Engaging in cutting and gluing activities helps children develop their fine motor skills. These skills are essential for tasks such as writing, buttoning shirts, and tying shoelaces. The act of holding scissors and manipulating glue sticks enhances hand-eye coordination and dexterity.

### **2. Encouragement of Creativity**

These worksheets allow children to express their creativity. As they choose how to arrange cut-out pieces, they engage in artistic decision-making. This process not only nurtures creativity but also boosts self-esteem as children take pride in their work.

### **3. Enhanced Learning Retention**

Hands-on activities like cut and glue worksheets promote active learning, which has been shown to improve retention. When children physically engage with the material, they are more likely to remember the information they have learned.

### **4. Multi-Sensory Learning**

Cut and glue activities engage various senses, making learning more dynamic. The tactile

experience of cutting and gluing, combined with visual elements, supports different learning styles and helps accommodate diverse classrooms.

## **5. Development of Following Directions**

Completing cut and glue worksheets requires children to follow specific instructions. This practice cultivates their ability to listen and adhere to directions, an essential skill for academic success.

## **Types of Cut and Glue Worksheets**

Cut and glue worksheets come in a variety of forms tailored to different subjects and age groups. Here are some popular types:

### **1. Alphabet and Vocabulary Worksheets**

These worksheets often feature letters or words that children can cut out and glue to corresponding images. For example, children might cut out the word "cat" and glue it next to a picture of a cat, reinforcing their understanding of vocabulary.

### **2. Math Worksheets**

Math cut and glue worksheets can include shapes, numbers, or even simple equations. For instance, children might cut out different shapes and glue them onto a worksheet that requires them to sort by color or size.

### **3. Science Worksheets**

In science, cut and glue worksheets can help reinforce concepts. For example, children can cut out parts of a plant and glue them onto a diagram, aiding their understanding of botany.

### **4. Seasonal and Thematic Worksheets**

These worksheets often align with holidays or themes, such as autumn leaves or summer beach scenes. They can be a fun way to celebrate seasons while learning.

## **5. Art and Craft Worksheets**

Art-based cut and glue worksheets encourage creativity and can be used for collaborative projects. Children can create collages by cutting out pictures from magazines or colored paper and gluing them onto a larger canvas.

## **How to Incorporate Cut and Glue Worksheets into Learning**

Integrating cut and glue worksheets into education can be straightforward and effective. Here are some strategies:

### **1. Create a Thematic Unit**

Choose a theme for a week or month and design or select cut and glue worksheets that align with that theme. For example, if focusing on animals, include worksheets with animal names, pictures, and facts.

### **2. Use as a Reinforcement Tool**

After teaching a lesson, use cut and glue worksheets as a reinforcement tool. This allows children to apply what they've learned in a fun and engaging way.

### **3. Incorporate in Centers**

In a classroom setting, create a center dedicated to cut and glue activities. Rotate worksheets regularly to keep the material fresh and engaging.

### **4. Combine with Other Subjects**

Integrate cut and glue worksheets with other subjects. For example, while teaching about habitats in science, provide worksheets that require students to cut out animals and glue them in their respective habitats.

### **5. Encourage Collaboration**

Promote teamwork by having students work in pairs or small groups to complete cut and glue worksheets. This fosters social skills and allows children to learn from each other.

# Where to Find Free Cut and Glue Worksheets

Finding high-quality, cut and glue worksheets free online is easier than ever. Here are some resources where you can find them:

## 1. Educational Websites

Many educational websites offer free printable worksheets. Some popular sites include:

- Education.com
- Teachers Pay Teachers (often has free resources)
- Twinkl
- Super Teacher Worksheets

## 2. Pinterest

Pinterest is a treasure trove for educators looking for creative ideas. Many teachers share their cut and glue worksheets, which can be downloaded for free.

## 3. Local Libraries

Check with local libraries for educational resources. Many libraries offer free access to printable worksheets and educational materials.

## 4. Social Media Groups

Join educator groups on platforms like Facebook where teachers often share their resources, including cut and glue worksheets.

## 5. Blogs and Educational Influencers

Many educational bloggers provide free downloadable worksheets. Following these blogs can keep you updated on the latest resources.

## Conclusion

Incorporating cut and glue worksheets free into educational practices can significantly enhance children's learning experiences. These worksheets support the development of

fine motor skills, encourage creativity, promote learning retention, and make lessons more engaging. With a wide variety of options available, educators and parents can easily find suitable worksheets to enrich their teaching methods. By utilizing these resources effectively, children can enjoy a fun and interactive way to learn essential skills across various subjects.

## **Frequently Asked Questions**

### **What are cut and glue worksheets?**

Cut and glue worksheets are educational resources that require students to cut out shapes, images, or words and paste them onto designated areas on a worksheet, enhancing their fine motor skills and creativity.

### **Where can I find free cut and glue worksheets?**

Free cut and glue worksheets can be found on various educational websites, teacher resource platforms, and printable PDF sites such as Teachers Pay Teachers, Education.com, and Pinterest.

### **What age group are cut and glue worksheets suitable for?**

Cut and glue worksheets are generally suitable for preschool and early elementary students, typically ages 3 to 7, as they help develop hand-eye coordination and basic cognitive skills.

### **How can cut and glue worksheets aid in learning?**

These worksheets aid in learning by engaging children in hands-on activities that reinforce concepts such as counting, vocabulary, shapes, and colors, while also improving their motor skills.

### **Are there specific themes available for cut and glue worksheets?**

Yes, cut and glue worksheets are available in various themes, including seasons, animals, letters, numbers, and holidays, allowing educators and parents to choose materials that align with their teaching goals.

### **Can I create my own cut and glue worksheets?**

Absolutely! You can create your own cut and glue worksheets using templates or graphic design software to customize content that suits your educational needs and the interests of your students.

Find other PDF article:

## Cut And Glue Worksheets Free

### **cut up, cut out, cut off, cut down**\_\_\_\_\_

\_\_\_\_\_cut up\_\_\_\_\_cut out\_\_\_\_\_cut off\_\_\_\_\_cut down\_\_\_\_\_ \_\_\_\_\_cut up\_\_\_\_\_cut out\_\_\_\_\_cut off\_\_\_\_\_cut down\_\_\_\_\_ \_\_\_\_\_ 1. \_\_\_\_\_ ...

### **cut up ,cut out,cut off, cut down** - \_\_\_\_\_

2\_\_\_\_\_cut out\_\_\_\_\_ 3\_\_\_\_\_cut off\_\_\_\_\_ 4\_\_\_\_\_cut down\_\_\_\_\_ ...

### **Traduction : cut - Dictionnaire anglais-français Larousse**

cut - Traduction Anglais-Français : Retrouvez la traduction de cut, mais également la conjugaison de cut, sa prononciation, la traduction des expressions à partir de cut : cut, cut, cut, ....

### **cut** - \_\_\_\_\_

Jun 19, 2024 · cut\_\_\_\_\_1. \_\_\_\_\_cut\_\_\_\_\_ 2. \_\_\_\_\_ ...

### \_\_\_\_\_ **J-cut** **L-cut** - \_\_\_\_\_

Nov 13, 2024 · \_\_\_\_\_J cut & L cut\_\_\_\_\_ J cut\_\_\_\_\_ ...

### **cut up**\_\_\_\_\_**cut in**\_\_\_\_\_**cut off**\_\_\_\_\_**cut down**\_\_\_\_\_ - \_\_\_\_\_

cut up\_\_\_\_\_cut in\_\_\_\_\_cut off\_\_\_\_\_cut down\_\_\_\_\_ 1\_\_\_\_\_cut up\_\_\_\_\_ 2\_\_\_\_\_cut in\_\_\_\_\_ 3\_\_\_\_\_cut off\_\_\_\_\_ 4\_\_\_\_\_cut down\_\_\_\_\_ 1 ...

### \_\_\_\_\_SolidWorks\_\_\_\_\_

Nov 15, 2023 · \_\_\_\_\_SolidWorks\_\_\_\_\_SolidWorks 2012\_\_\_\_\_Trim\_\_\_\_\_Cut\_\_\_\_\_\*\*\_\_\_\_\_ ...

### **cut-off** - \_\_\_\_\_

Dec 13, 2024 · cut-off\_\_\_\_\_cut-off\_\_\_\_\_0.5\_\_\_\_\_ ...

### **final cut pro** - \_\_\_\_\_

Feb 23, 2025 · Final Cut Pro\_\_\_\_\_Final Cut Pro\_\_\_\_\_ 1. \_\_\_\_\_- Final Cut Pro\_\_\_\_\_ ...

### **cut** - \_\_\_\_\_

May 16, 2018 · cut [kʌt] [kʌt] \_\_\_\_\_ cut n. \_\_\_\_\_ vt. [ ] ...

### **cut up, cut out, cut off, cut down**\_\_\_\_\_

\_\_\_\_\_cut up\_\_\_\_\_cut out\_\_\_\_\_cut off\_\_\_\_\_cut down\_\_\_\_\_ \_\_\_\_\_cut up\_\_\_\_\_cut out\_\_\_\_\_cut off\_\_\_\_\_cut down\_\_\_\_\_

cut 1. cut ...

cut up ,cut out,cut off, cut down - cut

2 cut out 3 cut off 4 cut down ...

### Traduction : cut - Dictionnaire anglais-français Larousse

cut - Traduction Anglais-Français : Retrouvez la traduction de cut, mais également la conjugaison de cut, sa prononciation, la traduction des expressions à partir de cut : cut, cut, cut, ....

cut - cut

Jun 19, 2024 · cut cut 1. cut 2. cut ...

J-cut L-cut - cut

Nov 13, 2024 · J cut & L cut J cut ...

cut up cut in cut off cut down - cut

cut up cut in cut off cut down 1 cut up 2 cut in 3 cut off 4 cut down 1 ...

SolidWorks - cut

Nov 15, 2023 · SolidWorks SolidWorks 2012 Trim Cut ...

cut-off - cut

Dec 13, 2024 · cut-off cut-off 0.5 ...

final cut pro - cut

Feb 23, 2025 · Final Cut Pro Final Cut Pro 1. Final Cut Pro ...

cut - cut

May 16, 2018 · cut [kʌt] [kʌt] cut n. cut vt. [ ] ...

"Discover a variety of engaging cut and glue worksheets free for kids! Enhance creativity and fine motor skills with our printable activities. Learn more today!"

[Back to Home](#)