




Crosby Stills And Nash Chords


Our House


Words & Music by Graham Nash
































Verse 1

A A/G#
I'll light the fire,
F#m7 A/E D
You'll place the flowers in the vase
A/C# Bm D/F# Bm7/E
That you bought to - day.
A A/G#
Staring at the fire
F#m7 A/E
For hours and hours
D A/C#
While I listen to you
Bm7 Bm7/C# Bm7/E Bm7/C# Bm7 Bm7/C# Bm7/E Bm7/C# A A/G#
Play your love songs all night long for me,____
F#m7 A/E D F/C
Only for me.

Verse 2

A A/G#
Come to me now
F#m7 A/E
And rest your head for just five minutes,
D A/C# Bm D/F# Bm7/E
Every - thing is gone.
A A/G#
Such a cosy room,
F#m7 A/E
The windows are il - luminated
D A/C#
By the evening
Bm7 Bm7/C# Bm7/E Bm7/C# Bm7 Bm7/C# Bm7/E Bm7/C# A A/G#
Sun - shine through them, fier - y gems for you,____
F#m7 A/E D F/C
Only for you.

© Copyright 1970 Nashnotes, USA.
Sony/ATV Music Publishing.
All Rights Reserved. International Copyright Secured.

Crosby, Stills and Nash chords have become synonymous with the sound of the late 1960s and early 1970s folk-rock movement. The trio, composed of David Crosby, Stephen Stills, and Graham Nash, created harmonically rich music that has stood the test of time. Their unique blend of voices, intricate guitar work, and socially conscious lyrics resonated with a generation seeking both solace and a call to action. In this article, we will explore the musical techniques behind their iconic sound, delve into some of their most famous songs, and provide a guide for musicians looking to play these timeless classics.

The Origins of Crosby, Stills and Nash

Crosby, Stills and Nash (CSN) emerged from the ashes of other successful musical projects. Each member brought his own distinct flavor to the mix:

1. David Crosby: Previously a member of the Byrds, Crosby was known for his innovative guitar playing and poetic lyrics.
2. Stephen Stills: Before CSN, Stills had been a part of Buffalo Springfield and was celebrated for his virtuosic guitar skills and powerful vocals.
3. Graham Nash: A former member of The Hollies, Nash contributed a fresh perspective with his rich harmonies and melodic sensibility.

Their first album, "Crosby, Stills & Nash," released in 1969, showcased their ability to blend folk, rock, and pop influences while emphasizing harmony and lyrical depth.

The Musical Structure of CSN Songs

One of the defining features of Crosby, Stills and Nash chords is their intricate use of harmony and chord progressions. The trio's ability to weave together complex vocal harmonies is complemented by their guitar work, which often employs alternate tunings and unique chord voicings.

Common Chord Progressions

CSN songs often feature standard chord progressions that can be easily adapted for various styles. Here are some common progressions found in their music:

1. I-IV-V: This classic progression is foundational in many rock songs. In the key of G, it would be G-C-D.

2. I-vi-IV-V: This progression adds a minor flavor. In the key of C, it would be C-Am-F-G.
3. ii-V-I: Common in jazz and folk, this progression creates resolution. In the key of D, it would be Em-A-D.

Unique Chord Voicings

CSN often used unconventional chord voicings to add depth and texture to their music. Some examples include:

- Add9 chords: These chords add a ninth to the basic triad, creating a dreamy sound. For example, in C major, you can play Cadd9 (C-D-E-G).
- Suspended chords: These chords replace the third with either a second or fourth, creating tension. For example, Dsus2 (D-E-A) or Dsus4 (D-G-A).
- Open tunings: Using alternate tunings, like Open D or Open G, allows for unique chord shapes and resonance.

Iconic Songs and Their Chord Progressions

To better understand Crosby, Stills and Nash chords, let's explore some of their most famous songs and the techniques that define them.