


Crumple Zones Gizmo Answer Key


 Gizmos

Name: Kamila Townsend Date: 12-28-2022

Student Exploration: Crumple Zones

Directions: Follow the instructions to go through the simulation. Respond to the questions and prompts in the orange boxes.


Vocabulary: acceleration, airbag, collision avoidance system, crash test dummy, crumple zone, force, kinetic energy, Newton's laws of motion, safety cell, seat belt, work, work-energy theorem



Prior Knowledge Questions (Do these BEFORE using the Gizmo.)
Two burglars run down an alley at night, trying to escape the cops. Jack is carrying a rigid metal safe. Jill is carrying an armful of antique quilts. In the pitch dark, they both collide headlong into a concrete wall.

- Who do you think will be hurt more in the collision, and why?
Jack because since the metal is rigid the safe will not crush but stay solid
- During a car crash, what features of the car might act like either Jack's safe or Jill's quilts?
The safe would function as a metal cage or a car, while the blankets would serve as an air bag.

Gizmo Warm-up
When cars were first invented, the safety of passengers was not a great concern. As vehicles grew larger and faster, accidents became more deadly. Safety features went from being a rare luxury to a legal requirement. In the *Crumple Zones* Gizmo, you will design cars that will help a **crash test dummy** survive a collision.



- To begin, do not make any changes to the DESIGN tab of the Gizmo. Select the CRASH TEST tab, and click **Play** (▶). After the crash, click **Slow-mo replay**. What happens?
The test dummy goes forward and the car gets crushed
- Select the RESULTS tab to read about the results of the crash. Do you think a passenger would have survived this car crash? Explain.
No, because of the serious body and head injuries.

Crumple zones gizmo answer key is a vital resource for understanding the dynamics of vehicle safety and engineering. Crumple zones are specifically designed areas in a vehicle that absorb and dissipate energy during a collision, thereby protecting the occupants. The Gizmo simulation tool provides interactive learning experiences that help students grasp the concepts of physics, engineering, and safety design related to crumple zones. This article will delve into the significance of crumple zones, how the Gizmo simulation works, and the educational outcomes it fosters.

Understanding Crumple Zones

Crumple zones are critical components of modern vehicle design. They are engineered to deform and crumple in a controlled manner during a collision, effectively absorbing some

of the kinetic energy that would otherwise be transferred to the vehicle's occupants.

The Purpose of Crumple Zones

The main purposes of crumple zones include:

1. **Energy Absorption:** By deforming during a crash, crumple zones absorb energy that would otherwise be transmitted to passengers.
2. **Reducing Impact Forces:** They help reduce the forces experienced by the occupants, lowering the likelihood of severe injuries.
3. **Structural Integrity:** Crumple zones are designed to maintain the vehicle's structural integrity in a way that protects the passenger cabin.

How Crumple Zones Work

Crumple zones are strategically placed in the front and rear of vehicles. When a collision occurs, these zones deform in a way that:

- **Increases Collision Time:** By lengthening the duration of the impact, the force experienced by the occupants is reduced.
- **Distributes Forces:** Crumple zones help to distribute crash forces over a larger area, minimizing the risk of localized damage.

The Gizmo Simulation Tool

The Gizmo simulation tool is an interactive platform created by ExploreLearning that allows students to visualize and understand complex scientific concepts, including vehicle safety mechanisms like crumple zones.

Features of the Gizmo Simulation

The Gizmo simulation includes several features that enhance learning:

- **Interactive Environment:** Users can manipulate variables such as the speed of the vehicle and the design of the crumple zone.
- **Visual Feedback:** The simulation provides real-time data and visual cues, allowing students to see the effects of changes they make.
- **Data Analysis Tools:** Students can track and analyze data, such as force and energy transfer, during collisions.

Learning Objectives

Through the Gizmo simulation, students can achieve several learning objectives:

1. Understanding Physics Principles: Students learn about energy transfer, momentum, and the forces acting on vehicles during collisions.
2. Engineering Design Principles: The simulation exposes students to the considerations involved in vehicle safety design.
3. Critical Thinking and Problem-Solving: Students are encouraged to experiment with different designs and speeds, fostering analytical and critical thinking skills.

Using the Crumple Zones Gizmo Answer Key

The crumple zones gizmo answer key serves as a guide for educators and students, helping them to navigate the simulation effectively and understand the underlying principles.

Common Questions and Answers

Here are some frequently asked questions and answers that can be found in the crumple zones gizmo answer key:

1. What happens to the energy during a collision?
 - The energy involved in a collision is transferred, with some absorbed by the crumple zones and the rest potentially impacting the occupants.
2. How does the speed of the vehicle affect the crash outcome?
 - Higher speeds result in greater kinetic energy, which leads to more significant deformation of the crumple zones and potentially more severe occupant injuries.
3. What materials are commonly used in crumple zones?
 - Manufacturers often use high-strength steel, aluminum, and other composite materials that allow for controlled deformation.

Tips for Educators and Students

To make the most of the crumple zones gizmo answer key, consider the following tips:

- Engage in Group Discussions: Encourage group work where students can discuss their findings and hypotheses about how crumple zones impact vehicle safety.
- Conduct Experiments: Have students run multiple simulations with varying parameters (e.g., vehicle speed, crumple zone design) to observe different outcomes.
- Use Real-World Examples: Integrate examples from actual crash tests and vehicle safety ratings to contextualize the simulation results.

The Importance of Crumple Zones in Vehicle Safety

Crumple zones play a crucial role in enhancing vehicle safety, which is evident from various studies and statistics on road traffic accidents.

Statistics on Vehicle Safety

- Reduction in Fatalities: Vehicles equipped with effective crumple zones have been shown to reduce fatalities in frontal crashes by up to 30%.
- Injury Prevention: Studies indicate that the implementation of crumple zones has contributed to a decrease in serious injuries among occupants in accidents.

The Future of Crumple Zone Design

As technology continues to evolve, so too does the design of crumple zones. Future trends may include:

- Advanced Materials: The use of smart materials that can change properties on impact to provide better energy absorption.
- Integration with Other Safety Technologies: Systems that combine crumple zones with active safety features such as automatic braking and collision avoidance can enhance overall vehicle safety.

Conclusion

In conclusion, the crumple zones gizmo answer key is an essential tool for educators and students who seek to understand the intricacies of vehicle safety and engineering design. By engaging with the Gizmo simulation, users can explore the principles of physics, the mechanics of energy transfer, and the critical role of crumple zones in protecting lives during vehicle collisions. As vehicle technology advances, the continued study and improvement of crumple zones will remain a priority for ensuring safety on the roads.

Frequently Asked Questions

What are crumple zones in vehicles?

Crumple zones are designed areas in a vehicle that deform and absorb energy during a collision, minimizing the impact forces transmitted to the occupants.

How do crumple zones improve vehicle safety?

Crumple zones reduce the severity of impact by lengthening the time over which the collision occurs and absorbing energy, which lessens the force experienced by the passengers.

What materials are commonly used in crumple zone construction?

Crumple zones are typically made from materials like high-strength steel, aluminum, and advanced composites that can deform effectively during a crash.

How do different car designs affect crumple zone effectiveness?

Car designs that prioritize crumple zones often have optimized shapes and reinforcements that enhance energy absorption, whereas designs without this focus may result in higher forces being transmitted to the occupants.

Can crumple zones be found in all types of vehicles?

While crumple zones are commonly found in passenger cars, their presence in trucks and SUVs can vary, as these vehicles may have different structural designs focused on durability and load-bearing.

How can technology enhance the performance of crumple zones?

Advanced technologies like crash simulations, materials science innovations, and real-time monitoring systems can enhance crumple zone performance by optimizing their design and improving energy absorption capabilities.

Find other PDF article:

<https://soc.up.edu.ph/63-zoom/files?ID=WuR30-0275&title=translation-of-shapes-worksheet.pdf>

Crumple Zones Gizmo Answer Key

2024 HSC English Advanced Paper 2 Marking Guidelines

2024 HSC English Advanced — Paper 2 Marking Guidelines Section I — Module A: Textual Conversations Question 1 ... II ...

English Advanced HSC exam papers - NSW Government

Use the English Advanced exam papers, marking guidelines and marking feedback to help with HSC exam preparation.

[English Advanced 2022 HSC exam pack | NSW Education St...](#)

See the exam paper, plus marking guidelines and feedback from markers, for the 2022 NSW English Advanced ...

English Advanced 2021 HSC exam pack - NSW Government

English Advanced HSC exam papers and marking feedback for the 2021 HSC exams.

English Advanced standards materials | NSW Government

Find samples of student responses to English Advanced HSC exam questions to understand the quality and standard of ...

[Iowa Code Section 704.3 \(2024\) - Defense of self or another...](#)

2024 Iowa Code Title XVI - CRIMINAL LAW AND PROCEDURE Chapter 704 - FORCE — REASONABLE OR DEADLY ...

Justifiable - Iowa Legislature

691.2(2); 77, 75, 73, 71, 66, 62, 58,

Iowa's Stand Your Ground Law: Key Aspects and Limitatio...

Jan 13, 2025 · Iowa's Stand Your Ground Law has sparked significant debate over its implications for self-defense and ...

Iowa stand your ground law allows deadly force in self-de...

Sep 16, 2020 · Iowa's "stand your ground" law protected the shooter, which supporters say allows people ...

[Does Iowa Have a Self-Defense Law? Understandin...](#)

In conclusion, Iowa's self-defense laws are designed to give individuals the right to protect themselves and ...

Unlock the secrets of crumple zones with our comprehensive gizmo answer key. Learn how these safety features protect passengers in crashes. Discover more!

[Back to Home](#)