

Crown SC4000 Manual



Crown SC4000 Manual is an essential resource for operators and technicians who work with the Crown SC4000 series of lift trucks. This series of electric forklifts is designed for a variety of applications, from warehousing to manufacturing, making it vital for users to understand its features, maintenance requirements, and operational guidelines. In this article, we will explore the Crown SC4000 manual, covering its importance, key features of the SC4000 series, operational guidelines, maintenance tips, troubleshooting, and safety precautions.

Understanding the Crown SC4000 Series

The Crown SC4000 series represents a versatile and robust line of electric forklifts known for their efficiency and reliability. These lift trucks are engineered to handle various loads in tight spaces, making them suitable for indoor use within warehouses and distribution centers.

Key Features of the Crown SC4000

The Crown SC4000 series incorporates several innovative features that set it apart from other electric forklifts. Here are some of the standout characteristics:

1. **Compact Design:** The SC4000's compact footprint allows it to maneuver easily in narrow aisles, maximizing warehouse space.
2. **High Lift Capacity:** Depending on the model, the SC4000 can handle loads ranging from 3,000 to 4,000 pounds, making it suitable for heavy-duty tasks.
3. **Ergonomic Operator Compartment:** The operator's station is designed for comfort and productivity, featuring adjustable seating and accessible controls.

4. **Advanced Control Systems:** Crown's proprietary control technology provides smooth and precise handling, enhancing operational efficiency.
5. **Durable Construction:** Built with high-quality materials, the SC4000 is designed to withstand the rigors of daily use in demanding environments.
6. **Energy Efficiency:** The electric design reduces emissions and energy consumption, aligning with sustainability goals.

Operational Guidelines

Operating the Crown SC4000 effectively requires understanding its controls, features, and operational protocols. The following guidelines offer a comprehensive overview for new and experienced operators.

Starting the Forklift

Before operating the SC4000, ensure the following steps are completed:

1. **Pre-Operational Check:** Inspect the truck for any visible damage, check the battery level, and ensure all controls function correctly.
2. **Adjust the Seat:** Ensure the seat is adjusted to your comfort level, allowing full access to the controls.
3. **Buckle Up:** Always wear the seatbelt while operating the forklift.
4. **Power On:** Turn the key to the 'On' position and ensure all indicator lights are functioning.

Driving the Forklift

When driving the Crown SC4000, consider the following:

- **Observe Speed Limits:** Maintain safe driving speeds, especially in congested areas.
- **Use Caution at Corners:** Reduce speed and look both ways before turning to avoid collisions.
- **Load Stability:** Always ensure that loads are balanced and secure before moving.
- **Fork Position:** Keep forks low to the ground when driving to enhance stability and visibility.

Lifting and Lowering Loads

To safely lift and lower loads with the SC4000:

1. **Position Forks:** Approach the load slowly and ensure forks are positioned correctly under the load.
2. **Lift Slowly:** Use the lift controls to raise the load smoothly, ensuring it's stable before moving.
3. **Lowering:** Lower the load gently to the ground, ensuring it's fully settled before disengaging the forks.

Maintenance Tips

Regular maintenance is crucial to prolonging the lifespan of the Crown SC4000 and ensuring safe operation. Operators and maintenance personnel should follow a systematic maintenance routine as outlined in the Crown SC4000 manual.

Daily Maintenance Checklist

Before each shift, operators should conduct a daily inspection that includes:

- Battery Inspection: Check the battery for any leaks or corrosion and ensure it's fully charged.
- Fluid Levels: Inspect hydraulic fluid levels and top off as necessary.
- Tire Condition: Look for wear or damage on tires and ensure proper inflation.
- Control Functionality: Test all controls to ensure proper function and responsiveness.
- Safety Equipment: Verify that safety equipment, such as horns and lights, are in working order.

Weekly Maintenance Tasks

In addition to daily checks, operators should perform the following weekly tasks:

- Clean the Forklift: Remove dirt and debris to prevent operational issues and improve visibility.
- Inspect Chains and Cables: Check for signs of wear or fraying, and lubricate as needed.
- Examine Electrical Connections: Ensure all electrical connections are secure and free from corrosion.

Monthly Maintenance Procedures

On a monthly basis, comprehensive maintenance should be conducted, including:

1. Battery Maintenance: Clean battery terminals and check electrolyte levels.
2. Brake Inspection: Inspect brake pads and fluid levels, ensuring they operate smoothly.
3. Wiring Inspection: Check wiring for any signs of wear or damage to prevent electrical failures.

Troubleshooting Common Issues

Even with proper maintenance, operators may encounter issues while using the Crown SC4000. Here are some common problems and how to troubleshoot them:

Forklift Won't Start

- Check Battery: Ensure the battery is charged and connections are secure.
- Inspect the Key Switch: Confirm that the key switch is functioning and in the 'On' position.

Loss of Power During Operation

- Inspect Battery Levels: Low battery power may lead to performance issues; recharge if necessary.
- Check for Overheating: Ensure that the forklift isn't overheating, which can occur with excessive use.

Steering Issues

- Inspect Steering Mechanism: Look for any obstructions or damage to the steering components.
- Check Fluid Levels: Ensure hydraulic fluid levels are adequate.

Safety Precautions

Safety is paramount when operating any type of forklift, including the Crown SC4000. Operators and employers should adhere to the following safety practices:

1. Training: Only trained and authorized personnel should operate the forklift.
2. Personal Protective Equipment (PPE): Operators should wear appropriate PPE, including hard hats, safety shoes, and high-visibility vests.
3. Load Limits: Never exceed the forklift's rated lifting capacity.
4. Clear Pathways: Keep aisles and work areas free of obstacles to ensure safe operation.
5. Emergency Procedures: Familiarize yourself with emergency procedures in case of an accident or equipment failure.

Conclusion

In conclusion, the Crown SC4000 Manual is a vital reference for anyone involved in the operation and maintenance of the SC4000 series forklifts. Understanding its features, following operational guidelines, performing regular maintenance, troubleshooting common issues, and adhering to safety precautions will ensure efficient and safe use of this versatile electric forklift. By leveraging the knowledge contained within the manual, operators can maximize the performance and lifespan of their Crown SC4000, contributing to a safer and more productive work environment.

Frequently Asked Questions

What is the primary purpose of the Crown SC4000 manual?

The Crown SC4000 manual provides detailed instructions on the operation, maintenance, and troubleshooting of the Crown SC4000 series forklifts, ensuring safe and efficient use.

Where can I find a digital copy of the Crown SC4000 manual?

A digital copy of the Crown SC4000 manual can typically be found on the official Crown Equipment website under the resources or support section, or by contacting Crown's customer service.

Does the Crown SC4000 manual include safety guidelines?

Yes, the Crown SC4000 manual includes essential safety guidelines that operators must follow to ensure their safety and the safety of others while operating the forklift.

What maintenance tips are provided in the Crown SC4000 manual?

The Crown SC4000 manual provides maintenance tips such as regular inspection of the battery, checking tire conditions, ensuring proper fluid levels, and scheduled servicing to keep the forklift in optimal working condition.

Is there a troubleshooting section in the Crown SC4000 manual?

Yes, the Crown SC4000 manual features a troubleshooting section that outlines common issues and their solutions, helping operators diagnose and resolve problems efficiently.

Can I get a printed version of the Crown SC4000 manual?

Yes, a printed version of the Crown SC4000 manual can often be requested through Crown Equipment's customer service or purchased from authorized dealers.

Find other PDF article:

<https://soc.up.edu.ph/55-pitch/files?docid=AJU90-0532&title=standard-catalog-of-world-coins-1801-1900.pdf>

Crown Sc4000 Manual

The Crown (Serial TV 2016-2023) - Filmweb

The Crown (2016) - Po śmierci króla Jerzego VI nową władczynią Wielkiej Brytanii zostaje jego córka Elżbieta II. Kobieta obejmuje tron w momencie, kiedy imperium chyli się ku upadkowi.

Live leaderboard for top fans - Android - YouTube Help

















As viewers engage with a live stream, they'll notice the crown icon at the top of the chat, which

displays the cumulative points they've earned for engaging with that specific live stream. ...

Download and install Google Chrome

How to install Chrome Important: Before you download, you can check if Chrome supports your operating system and other system requirements.

Joker **clown** -

Joker,  jester, fool,               

Coronet "Crown" tiara? -

Aug 3, 2021 · 2010 Y ...

Download Chrome - Google Help

On your iPhone or iPad, open App Store. In the search bar, enter Chrome. Tap Get. To install, follow the on-screen instructions. If prompted, enter your Apple ID password. To start browsing, tap Open. To open Chrome from your Home screen, tap Chrome .

Netflix (The Crown) -

1 The Crown ...

What is the Fitbit ECG app? - Fitbit Help Center - Google Help

How does the Fitbit ECG app work? Certain Fitbit wrist-worn products have electrical sensors on the back of the product and on the metal frame around the face (Fitbit Charge 5, Fitbit Charge 6, Fitbit Sense, and Fitbit Sense 2) or crown (the dial on the outside of Google Pixel Watch, Google Pixel Watch 2, and Google Pixel Watch 3).

The Crown Sezon 1 (2016) : data premiery, odcinki - Filmweb

Sezon 1 lista odcinków serialu The Crown (2016) - Sprawdź informację o tym sezonie. obsada, twórcy, galeria, zwiastun, lista odcinków i forum sezonu.

coronet crown tiara -

Dec 1, 2016 · 7 crown coronet tiara / diadem 2016-12-01 16:37

Get the complete Crown SC4000 manual for maintenance and troubleshooting. Discover how to optimize your equipment's performance. Learn more now!

[Back to Home](#)