

Counting Money Worksheet









Name _____

Date _____



COUNT THE COINS TO \$1 SHEET 3

Write the total amount of money at the end of each row.

	_____
	_____
	_____
	_____
	_____
	_____
	_____
	_____



Counting money worksheets are essential educational tools designed to help students, particularly young learners, develop their financial literacy skills. These worksheets not only make the concept of money more tangible but also enhance mathematical skills, such as addition and subtraction, in a practical context. With the increasing importance of financial literacy in today's society, counting money worksheets serve as a gateway for children to understand money management, budgeting, and basic financial concepts.

Understanding the Importance of Counting Money Worksheets

Counting money worksheets are more than just simple exercises; they play a crucial role in

children's education. Here are several reasons why these worksheets are important:

1. Development of Practical Math Skills

Counting money involves essential math skills, including:

- Addition: Adding different denominations of coins and bills.
- Subtraction: Calculating how much money remains after a purchase.
- Multiplication: Understanding the value of multiple coins or bills.

These skills are foundational for more advanced mathematics and everyday financial transactions.

2. Introduction to Financial Literacy

Financial literacy is a vital skill in the modern world. By using counting money worksheets, children learn:

- The value of different coins and bills.
- How to make change during transactions.
- The concept of saving and spending wisely.

Developing these skills early prepares children for real-world financial responsibilities.

3. Engaging Learning Experience

Counting money worksheets offer an interactive and fun way to learn. They often include colorful images of coins and bills, games, and puzzles that engage students. This approach not only enhances focus but also fosters a positive attitude towards learning math and finance.

Types of Counting Money Worksheets

There is a variety of counting money worksheets designed to cater to different learning levels and objectives. Here are some common types:

1. Coin Identification Worksheets

These worksheets help students recognize and identify different coins. Activities may include:

- Matching coins to their values.
- Drawing or coloring specific coins.
- Cutting out pictures of coins and sorting them.

2. Counting Money Worksheets

These worksheets focus on counting a combination of coins and bills. They often include:

- Problems where students count the total value of a given set of coins.
- Scenarios where students calculate how much money is needed to buy items.

3. Making Change Worksheets

Making change is a crucial skill for anyone handling money. These worksheets typically involve:

- Scenarios where students practice giving the correct change back after a purchase.
- Word problems that require calculating how much change is left after spending.

4. Real-Life Shopping Scenarios

These worksheets simulate shopping experiences, allowing students to practice their skills in a realistic context. Activities may include:

- Budgeting for a shopping list.
- Finding the total cost of items and calculating how much change will be received.

How to Create Effective Counting Money Worksheets

Creating effective counting money worksheets involves several key principles to ensure they are both educational and engaging. Here are some tips for designing effective worksheets:

1. Use Clear and Colorful Images

Visual appeal is essential in educational materials. Use clear images of coins and bills that are easily recognizable. Colorful designs can also make the worksheets more engaging for children.

2. Start with Simple Concepts

Begin with basic concepts and gradually increase the difficulty level. For example:

- Start with coin identification before moving on to more complex problems involving bills.
- Use smaller amounts before introducing higher values.

3. Incorporate Real-Life Situations

Link the worksheets to real-life scenarios. This could include:

- Creating shopping lists with prices.
- Simulating a small store where students can practice buying and selling.

4. Provide Clear Instructions

Ensure that each worksheet has clear, concise instructions. This helps students understand what is expected of them without confusion.

Implementing Counting Money Worksheets in the Classroom

Counting money worksheets can be seamlessly integrated into various educational settings. Here's how to implement them effectively:

1. Incorporate into Math Lessons

Counting money worksheets can be included in math lessons focused on addition, subtraction, and practical applications of these skills. For example:

- Use them as part of a unit on measurement or real-world math applications.
- Combine them with lessons on budgeting and financial planning.

2. Conduct Group Activities

Group activities can enhance learning and make it more enjoyable. Consider:

- Organizing group games that involve counting money.
- Hosting a "store" day where students can buy and sell items using play money.

3. Utilize Technology

Incorporate technology for a modern twist on counting money worksheets:

- Use online resources or apps that offer interactive counting money exercises.
- Provide digital versions of worksheets that can be filled out on tablets or computers.

Assessing Understanding Through Counting Money Worksheets

Assessing students' understanding of money concepts is vital for ensuring they grasp the material. Here are some methods to evaluate their progress:

1. Regular Quizzes

Short quizzes can help gauge students' understanding of counting money concepts. These quizzes can include:

- Multiple-choice questions on coin values.
- Practical problems requiring calculations of totals and change.

2. Observational Assessment

Observe students as they complete their worksheets or participate in activities. Look for:

- Their ability to count coins accurately.
- How well they understand making change.

3. Feedback and Reflection

Encourage students to reflect on their learning experiences. Ask them to:

- Share what they found easy or challenging.
- Discuss how they might apply these skills in real-life situations.

Conclusion

Counting money worksheets are an invaluable resource in education, bridging the gap between math and real-world financial literacy. By engaging students in practical applications of counting, addition, and subtraction, these worksheets prepare them for future financial responsibilities. Through various types of worksheets, effective classroom implementation, and thoughtful assessment methods, educators can ensure that students not only learn to count money but also gain essential skills that will serve them throughout their lives. In an age where financial literacy is paramount, counting money worksheets are stepping stones to a secure financial future for our children.

Frequently Asked Questions

What is a counting money worksheet?

A counting money worksheet is an educational resource designed to help students practice identifying, counting, and calculating the value of different denominations of currency.

Who can benefit from using counting money worksheets?

Counting money worksheets are beneficial for young children learning about money, special education students, and anyone needing to enhance their financial literacy skills.

What types of activities are typically included in counting money worksheets?

Activities may include identifying coins and bills, counting total amounts, making change, and solving word problems related to money.

Where can I find free counting money worksheets online?

Free counting money worksheets can be found on educational websites, teacher resource sites, and platforms like Teachers Pay Teachers, as well as through a simple Google search.

How do counting money worksheets help with real-life skills?

These worksheets help students develop practical skills such as budgeting, making purchases, and understanding the value of money, which are crucial for everyday financial transactions.

Can counting money worksheets be used for remote learning?

Yes, counting money worksheets can easily be adapted for remote learning by providing digital versions or printable PDFs that students can complete at home.

What age group is most suitable for counting money worksheets?

Counting money worksheets are generally aimed at children aged 5 to 10 years, but they can also be used with older students who may need additional support in understanding money.

Find other PDF article:

<https://soc.up.edu.ph/43-block/files?dataid=Vlb13-2806&title=north-carolina-property-and-casualty-practice-exam.pdf>

[Counting Money Worksheet](#)

FIRST-CITIZENS BANK AND TRUST CO, 16301 NE 74th St, Redmond...

Get more information for FIRST-CITIZENS BANK AND TRUST CO in Redmond, WA. See reviews, map, get the address, and find directions.

Overlake Medical Clinic in Redmond Town Center opens today

Mar 19, 2012 · Overlake Hospital Medical Center will add an additional primary care clinic to its network of expanding with its new Overlake Medical Clinic at 16301 N.E. 74th St. in Redmond ...

The Best 10 Bars near 16301 NE 74th St, Redmond, WA 98052

Best Bars in 16301 NE 74th St, Redmond, WA 98052 - Archer's Kitchen + Bar, Woodblock, Palmers East, Redmond's Bar & Grill, The Matador, Topsy Cow Burger Bar - Redmond, ...

16301 NE 74th St, Redmond, Washington - MapQuest

Get more information for 16301 NE 74th St in Redmond, Washington. See reviews, map, get the address, and find directions.

Best Restaurants Downtown near 16301 NE 74th St, Redmond, ...

Reviews on Restaurants Downtown in 16301 NE 74th St, Redmond, WA 98052 - Woodblock, Topsy Cow Burger Bar - Redmond, Redmond's Bar & Grill, Stone Korean Restaurant, Sages ...

16301 NE 135th St, Redmond, WA 98052 | Zillow

16301 NE 135th St, Redmond, WA 98052 is currently not for sale. The 3,780 Square Feet single family home is a 4 beds, 3 baths property. This home was built in 1987 and last sold on 1994 ...

Redmond National Bank - CLOSED, 16301 NE 74th St, Redmond...

Get more information for Redmond National Bank in Redmond, WA. See reviews, map, get the address, and find directions.

The Best 10 Electricians near 16301 NE 74th St, Redmond, WA ...

This is a review for a electricians business near 16301 NE 74th St, Redmond, WA 98052:

Best Eyelash Extensions near 16301 NE 74th St, Redmond, WA ...

See more eyelash extensions near Redmond. What are some popular services for eyelash service?

The Best 10 Windows Installation near 16301 NE 74th St, Redmond ...

This is a review for a windows installation business near 16301 NE 74th St, Redmond, WA 98052:

PizzaPizza® - Solo Entregamos Calidad®

En PizzaPizza tenemos 2x en pizzas todos los días a domicilio o para retiro en local.

Little Caesars Pizza - Chile

RECIÉN SALIDA DEL HORNO, SIEMPRE. SIN LLAMAR, SIN ESPERAR.

Papa Johns Chile Pizzas con ingredientes frescos y natural...

Descubre nuestras deliciosas pizzas Papa Johns realizadas con los mejores ingredientes, masa fresca, salsa de tomate, queso 100% mozzarella y ...

Domino's Pizza

Pide online tu pizza favorita en Domino's Pizza. Ofertas y promociones de pizzas todos los días. Compra en ...

Pide - Under Pizza - ¡La pizza para tod@s!

Este sitio es solo para pedir con retiro en tienda ☐. Elige 2 Pizzas Especiales y un acompañamiento.
Elige 2 pizzas ...

Boost your child's math skills with our engaging counting money worksheet! Perfect for practice at home or in the classroom. Learn more today!

[Back to Home](#)