

Crosley Air Conditioner Manual

Installation Instructions For Heavy Duty (FAS Models) and Median (FAM Models) Air Conditioners

Please read ALL instructions before installing. Two people are recommended to install this product. If a new electrical outlet is required, have the outlet installed by a qualified electrician before installing unit. See #5 in Preliminary Instructions following.

Preliminary instructions

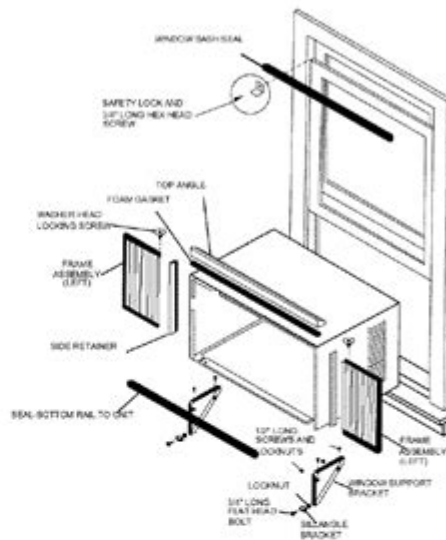
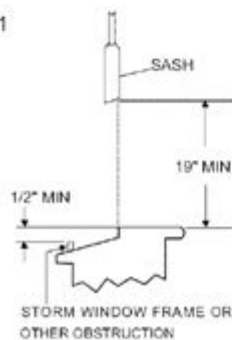
Do the following before starting to install unit. See illustrations below.

Check dimensions of your unit to determine model type:

	Heavy duty (FAS)	Median (FAM)
Unit Height:	18.5/8"	17.5/8"
Unit Width:	26 1/2"	23 1/2"
Min. Window Opening:	19"	18 1/2"
Min. Window Width:	31"	26 1/2"
Max. Window Width:	43"	40 1/2"

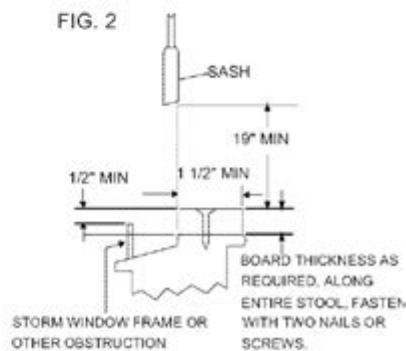
1. **Check window opening size** - the mounting parts furnished with this air conditioner are made to install in a wooden sill double-hung window. The standard parts are for window dimensions listed above. Open sash to a minimum of 19" (483mm). (FIG. 1)
2. **Check condition of window** - all wood parts of window must be in good shape and able to firmly hold the needed screws. If not, make repairs before installing unit.

FIG. 1



3. **Check your storm windows** - if your storm window frame does not allow the clearance required, correct by adding a piece of wood as shown in FIG. 2, or by removing storm window while room air conditioner is being installed. (continued)

FIG. 2



P/N 66129901164

Crosley air conditioner manual serves as an essential guide for users who own or are considering purchasing a Crosley air conditioning unit. Understanding how to operate, maintain, and troubleshoot your air conditioner is crucial for achieving optimal performance and extending the lifespan of the unit. This article will break down the components of the Crosley air conditioner manual, providing insights into its various sections, common troubleshooting tips, maintenance procedures, and frequently asked questions.

Understanding the Crosley Air Conditioner Manual

The Crosley air conditioner manual is a comprehensive document that covers everything from installation to troubleshooting. Generally, the manual is divided into several key sections:

1. Installation Instructions

The installation section of the manual is critical as it outlines the steps required to set up your air conditioning unit properly. This includes:

- **Choosing the Right Location:** Selecting an appropriate spot for your air conditioner is vital. The unit should be placed in a location that allows for adequate airflow and is away from direct sunlight.
- **Preparing the Area:** Before installation, ensure the area is clean and free of obstructions.
- **Mounting the Unit:** Detailed instructions on how to mount the air conditioner securely, whether it's a window unit or a portable model.
- **Electrical Requirements:** Information on the electrical specifications needed to power the unit safely.

It is crucial to follow these installation guidelines meticulously to avoid damage and ensure efficient operation.

2. Operating Instructions

The manual provides detailed operating instructions to help users understand how to utilize their air conditioning unit effectively. Key areas include:

- **Powering On and Off:** Instructions on how to turn the unit on and off, including information about the remote control or manual controls.
- **Adjusting Temperature Settings:** Guidance on how to set the desired temperature and use different modes (cooling, fan, dehumidify, etc.).
- **Fan Speed Options:** Information on adjusting fan speeds for personalized comfort.
- **Timer and Sleep Modes:** Instructions on setting timers and using sleep modes for energy efficiency.

Understanding these operating instructions will ensure users can maximize their comfort while using the air conditioner.

3. Maintenance Guidelines

Regular maintenance is essential for the longevity and efficiency of your Crosley air conditioner. The maintenance section of the manual includes:

- **Cleaning Filters:** Users are advised to check and clean the air filters regularly. A clogged filter can significantly reduce efficiency and air quality.
- **Coil Cleaning:** Cleaning the evaporator and condenser coils as part of routine maintenance to improve efficiency.
- **Drainage Check:** Ensuring that the drainage system is functioning correctly to prevent water accumulation.
- **Seasonal Maintenance:** Recommendations for preparing the unit for seasonal use, such as covering it during winter months when not in use.

Following these maintenance tips can help prevent issues and enhance the performance of the air conditioner.

4. Troubleshooting Guide

The troubleshooting section is invaluable for users experiencing issues with their air conditioning unit. Common problems and solutions include:

- **Unit Does Not Turn On:** Check for a blown fuse or tripped circuit breaker.
- **Insufficient Cooling:** Ensure the air filter is clean and that windows and doors are closed.
- **Unusual Noises:** Identify potential obstructions or loose components inside the unit.
- **Water Leakage:** Investigate clogged drainage systems and check for proper installation angles.

By consulting the troubleshooting guide, users can resolve minor issues without needing professional help, saving time and money.

Frequently Asked Questions (FAQ)

This section addresses common queries that users may have regarding their Crosley air conditioner.

1. How often should I clean the air filters?

It is recommended to clean the air filters every month, especially during peak usage seasons. This helps maintain optimal airflow and efficiency.

2. Can I install the air conditioner myself?

Yes, if you follow the installation instructions in the Crosley air conditioner manual carefully. However, if you are uncomfortable with electrical work, it might be best to hire a professional.

3. What should I do if my air conditioner is not cooling effectively?

First, check the air filter and clean it if it's dirty. Next, ensure that the thermostat is set correctly and that doors and windows are closed. If the problem persists, consult the troubleshooting section of the manual.

4. How can I improve the energy efficiency of my air conditioner?

- Use a Programmable Thermostat: Set the temperature higher when you are not home.
- Regular Maintenance: Keep the filters and coils clean.
- Seal Leaks: Make sure your home is well insulated to prevent cool air from escaping.

5. What is the warranty on Crosley air conditioners?

The warranty varies by model, but typically Crosley offers a limited warranty that covers parts for a certain period. Refer to the manual for specific details regarding your unit's warranty.

Conclusion

The Crosley air conditioner manual is a vital resource that provides users with the necessary information to operate, maintain, and troubleshoot their air conditioning units effectively. By following the guidelines outlined in the manual, users can ensure optimal performance, improve energy efficiency, and extend the life of their units. Whether you are a new owner or have had your Crosley air conditioner for years, keeping the manual handy will help you make the most of your cooling experience. For further assistance or to download a digital version of the manual, visit the official Crosley website or contact their customer service department.

Frequently Asked Questions

Where can I find the Crosley air conditioner manual online?

You can find the Crosley air conditioner manual on the official Crosley website under the 'Support' or 'Manuals' section, or by searching for your specific model followed by 'manual' on search engines.

What should I do if I lost my Crosley air conditioner manual?

If you've lost your manual, you can download a digital copy from the Crosley website or contact their customer service for assistance in obtaining a replacement.

Are there troubleshooting tips in the Crosley air conditioner manual?

Yes, the Crosley air conditioner manual typically includes troubleshooting tips for common issues like insufficient cooling, strange noises, or error codes.

How often should I refer to the Crosley air conditioner manual?

It's a good idea to refer to the Crosley air conditioner manual during installation, maintenance, and if you encounter any issues with the unit.

Can I find maintenance instructions in the Crosley air conditioner manual?

Yes, the manual includes maintenance instructions such as filter cleaning/replacement, seasonal maintenance tips, and care for the unit to ensure optimal performance.

Does the Crosley air conditioner manual cover warranty information?

Yes, the Crosley air conditioner manual typically includes warranty information, detailing the coverage duration and what is included or excluded under the warranty.

Find other PDF article:

<https://soc.up.edu.ph/01-text/files?dataid=pVN07-4920&title=20-1-review-and-reinforcement-oxidation-reduction-reactions-answers.pdf>

Crosley Air Conditioner Manual

Google

Search the world's information, including webpages, images, videos and more. Google has many special features to help you find exactly what you're looking for.

Google Maps

Find local businesses, view maps and get driving directions in Google Maps.

Sign in - Google Accounts

Not your computer? Use a private browsing window to sign in. Learn more about using Guest mode

Google Scholar

Google Scholar provides a simple way to broadly search for scholarly literature. Search across a wide variety of disciplines and sources: articles, theses, books, abstracts and court opinions.

Google

Ofrecido por Google en: EnglishPublicidade Todo acerca de Google Google.com in English

Google Search - What Is Google Search And How Does It Work

Uncover what Google Search is, how it works, and the approach Google has taken to make the world's information accessible to everyone.

Google Images

Google Images. The most comprehensive image search on the web.

Google - Apps on Google Play

Try AI Overviews, Google Lens, and more to find quick answers, explore your interests, and stay up-to-date. Use text, voice, photos, and your camera to get help in new ways.

Gmail - Google

Search the world's information, including webpages, images, videos and more. Google has many special features to help you find exactly what you're looking for.

Google App

Explore new ways to search. Download the Google app to experience Lens, AR, Search Labs, voice search, and more.

Gmail

Aquí nos gustaría mostrarte una descripción, pero el sitio web que estás mirando no lo permite.

Inicia sesión: Cuentas de Google

¿No es tu ordenador? Usa una ventana de navegación privada para iniciar sesión. Más información sobre cómo usar el modo Invitado

Gmail: el correo electrónico de Google

La sencillez y facilidad de Gmail en todo tipo de dispositivos. Organiza tu vida con la bandeja de entrada de Gmail, que clasifica tus mensajes por tipos. Además, habla con amigos en una ...

Iniciar sesión en Gmail - Ordenador - Ayuda de Gmail

Si olvidas tu nombre de usuario o contraseña de Gmail, o no puedes acceder a tu cuenta, sigue nuestra guía para solucionar tu problema. Si aún no puedes iniciar sesión, recupera tu cuenta ...

Gmail: Correo electrónico sin coste, privado y seguro | Google ...

Descubre cómo mantiene Gmail tu cuenta y tus correos electrónicos cifrados, privados y bajo tu control con el servicio de correo electrónico seguro más importante del mundo.

Ayuda de Gmail - Google Help

Ayuda de Gmail: lee sobre cómo recuperar tu Cuenta y resolver problemas. Aprende cómo funciona Gmail, las Etiquetas, Filtros, buscar y organizar mensajes.

Utilizar Gmail para acceder a tu cuenta de Google

La nueva versión de Cuentas de Google incorpora Gmail, de modo que, si has creado la cuenta recientemente, ya deberías disponer de una dirección de Gmail. Si no has creado ninguna ...

Gmail: Correo electrónico gratuito, privado y seguro | Google ...

Descubre cómo Gmail mantiene tu cuenta y tus correos electrónicos encriptados, privados y bajo tu control con el servicio de correo electrónico seguro más importante del mundo.

Gmail: Correo electrónico seguro y privado para uso personal o ...

Gmail es seguro, inteligente y fácil de usar, y te permite estar al tanto de los correos electrónicos que recibes y mantener tu empresa más segura.

Crear una cuenta de Gmail - Ayuda de Gmail - Google Help

Para registrarte en Gmail, tienes que crear una cuenta de Google. Puedes usar ese nombre de usuario y esa contraseña para iniciar sesión en Gmail y en otros productos de Google, como ...

Looking for your Crosley air conditioner manual? Discover how to access essential information for setup

[Back to Home](#)