

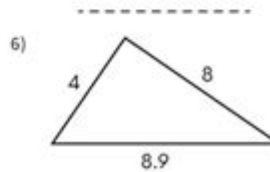
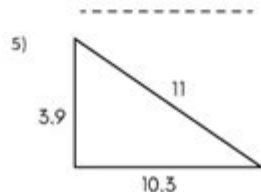
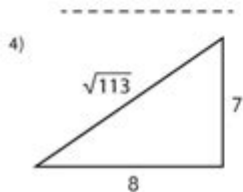
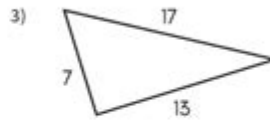
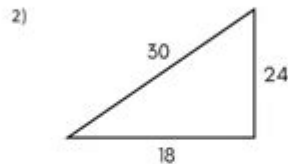
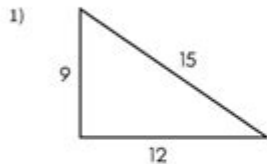
Converse Of Pythagorean Theorem Worksheet

Name: _____



Converse of Pythagorean Theorem Worksheet

Are the triangles below right triangles? Write 'Yes' or 'No'. If 'Yes' give a right angle sign.



Do the following 3 sides make a right triangle? Write 'Yes' or 'No'.

10, 15, $5\sqrt{13}$

6, 2, $2\sqrt{10}$

$2\sqrt{14}$, 13, 15

5, 10, 14

6, 5, $\sqrt{61}$

$\sqrt{3}$, 2, 3

Converse of Pythagorean Theorem Worksheet is an invaluable resource for students and educators alike. The Pythagorean theorem, which states that in a right triangle, the square of the length of the hypotenuse is equal to the sum of the squares of the lengths of the other two sides, serves as a foundational concept in geometry. The converse of this theorem, however, is equally important and is crucial for identifying whether a triangle is a right triangle based on the lengths of its sides. This article will delve into the details of the converse of the Pythagorean theorem, its applications, and how to effectively use a worksheet to reinforce understanding.

Understanding the Converse of the Pythagorean Theorem

The converse of the Pythagorean theorem states that if the lengths of the sides of a triangle satisfy the equation $c^2 = a^2 + b^2$, where c is the length of the longest side, then the triangle is a right triangle. Conversely, if the equation does not hold, the triangle is not a right triangle. This theorem is essential for various applications in mathematics, including geometry, trigonometry, and real-world problem-solving.

The Pythagorean Theorem Recap

Before diving into the converse, it's essential to recap the original Pythagorean theorem. The formula is expressed as:

$$a^2 + b^2 = c^2$$

Where:

- a and b are the lengths of the legs of the right triangle.
- c is the length of the hypotenuse.

This theorem is used to determine the length of one side of a right triangle when the other two sides are known.

The Converse Explained

To utilize the converse effectively, you must verify whether a given triangle with sides a , b , and c adheres to the following conditions:

1. Identify the longest side, which is assumed to be the hypotenuse (denoted as c).
2. Check if the relationship $c^2 = a^2 + b^2$ holds true.
3. If it does, the triangle is a right triangle. If not, it is not a right triangle.

Creating a Converse of Pythagorean Theorem Worksheet

A well-structured worksheet can significantly enhance students' understanding of the converse of the Pythagorean theorem. Here are some steps to create an effective worksheet.

Worksheet Components

1. Problem Types: Include a variety of problems that require students to apply the converse of the Pythagorean theorem. For instance:
 - Determining if a triangle with given side lengths is a right triangle.
 - Finding the length of a side of a triangle, given that it is a right triangle.
2. Step-by-Step Instructions: Each problem should come with clear, step-by-step instructions. This could include:
 - Identifying the longest side.
 - Calculating the squares of the sides.
 - Applying the converse theorem to determine the nature of the triangle.
3. Visual Aids: Incorporate diagrams of triangles to help students visualize the concepts. Label the sides clearly and provide examples.
4. Real-Life Applications: Include word problems that relate the converse of the Pythagorean theorem to real-life situations, such as construction, navigation, or design.
5. Practice Problems: Provide a variety of practice problems, with varying levels of difficulty.

Example Problems

Here are some example problems that can be included in a worksheet:

1. Determine if the following triangles are right triangles:
 - A triangle with sides 5, 12, and 13.
 - A triangle with sides 8, 15, and 17.
 - A triangle with sides 6, 8, and 10.
2. Find the missing side length:
 - A right triangle has one leg measuring 9 and the hypotenuse measuring 15. What is the length of the other leg?
 - A triangle has side lengths of 7 and 24. Is it a right triangle? If so, find the length of the hypotenuse.

Answer Key

An answer key is essential for self-assessment. Include both the answers and a brief explanation of how to arrive at each solution. For instance:

1. For the triangle with sides 5, 12, and 13:
 - Check: $(13^2 = 5^2 + 12^2) \rightarrow (169 = 25 + 144) \rightarrow (169 = 169)$. Hence, it is a right triangle.
2. For the triangle with sides 8, 15, and 17:
 - Check: $(17^2 = 8^2 + 15^2) \rightarrow (289 = 64 + 225) \rightarrow (289 = 289)$. Hence, it is a right triangle.

Applications of the Converse of Pythagorean Theorem

Understanding the converse of the Pythagorean theorem has several applications across different fields. Here are a few notable examples:

Architecture and Construction

In architecture, ensuring that structures are built with right angles is crucial for stability and aesthetics. The converse theorem helps architects and builders confirm that the corners of buildings and rooms are indeed right angles.

Navigation

In navigation, determining the shortest path between two points on a grid often involves right triangles. By using the converse theorem, navigators can verify the right angle formation in their route calculations.

Computer Graphics

In computer graphics, the converse theorem can help in defining the shapes and ensuring that the graphical representations of objects adhere to geometric principles, especially in 3D modeling and animation.

Conclusion

The **converse of Pythagorean theorem worksheet** serves as a crucial tool for students to deepen their understanding of geometric principles. Mastering the converse allows learners to identify right triangles based on side lengths, which is essential for various practical applications in mathematics and beyond. By creating a well-structured worksheet that includes clear instructions, examples, and practice problems, educators can effectively enhance students' engagement and comprehension of this fundamental concept. Whether in the classroom or at home, such worksheets encourage critical thinking and problem-solving skills that extend far beyond geometry.

Frequently Asked Questions

What is the Converse of the Pythagorean Theorem?

The Converse of the Pythagorean Theorem states that if in a triangle, the square of the length of one side is equal to the sum of the squares of the lengths of the other two sides, then the triangle is a right triangle.

How do you use a worksheet to apply the Converse of the Pythagorean Theorem?

To use a worksheet for the Converse of the Pythagorean Theorem, you typically need to determine if a given triangle with sides of certain lengths is a right triangle by checking if the equation $a^2 + b^2 = c^2$ holds true, where c is the longest side.

What types of problems can be found on a Converse of the Pythagorean Theorem worksheet?

Problems on such a worksheet may include determining whether specific sets of lengths form a right triangle, finding missing side lengths given that one angle is a right angle, and applying the theorem to real-world scenarios.

Can the Converse of the Pythagorean Theorem be applied in non-Euclidean geometries?

No, the Converse of the Pythagorean Theorem is specific to Euclidean geometry. In non-Euclidean geometries, the relationships between sides of triangles differ, and the theorem does not hold.

What are some tips for solving problems on a Converse of the Pythagorean Theorem worksheet?

Some tips include: always identify the longest side to label as 'c', carefully square the side lengths, double-check calculations for accuracy, and practice with a variety of problems to build confidence and understanding.

Find other PDF article:

<https://soc.up.edu.ph/47-print/files?ID=rPC93-1460&title=poems-about-rock-and-roll.pdf>

Converse Of Pythagorean Theorem Worksheet

converse/inverse/contraposit...

Converse - Logic A proposition obtained by conversion. Inverse ...
"..." - ...

Converse ...

...
...

converse 2 -

"..." Converse "..." NBA ...

[2023年最新ConverseVANSWarrior...](#)

VansConverseWarrior... 2023年最新ConverseVANS...

Converse? -

Converse Converse...

-

25.5cm4041...

Converse All StarChuck Taylor... -

May 29, 2018 · 1917all star“chuck Taylorall starchuck ...

cursordeepseekAPI...

cursor 5 cursor cursor Models+Add Model...

[nikeadidasvans...](#)

Mar 5, 2017 · nike 4444.5 adidas 44converse 4344 vans 43...

chuck701970s -

1970converse all starconverse1950s1959s1960s1970schuck Taylor all star...

converse/inverse/contraposit...

Converse - Logic A proposition obtained by conversion. Inverse “ ” - Something that is opposite, as in sequence or character; the reverse.

[Converse...](#)

...

converse 2 -

“ ” Converse “ ” NBA Converse ...

[2023年最新ConverseVANSWarrior...](#)

VansConverseWarrior... 2023年最新ConverseVANSWarrior 2022...

Converse? -

Converse Converse... fanqiang...

-

25.5cm404123.5cmALLSTAR3738cons...

Converse All Star Chuck Taylor Sneakers - Men's

May 29, 2018 · 1917 All Star Chuck Taylor Sneakers "Chuck Taylor All Star Sneakers" chuck Taylor Sneakers all star Sneakers chuck converse Sneakers

Cursor Deepseek API - Men's

Cursor 5 Men's cursor Sneakers cursor Sneakers Models Sneakers +Add Model Sneakers deepseek-chat Sneakers OpenAI API Key Sneakers API Key Sneakers Base URL Sneakers Base URL Sneakers api.deepseek.com Sneakers api.deepseek.com ...

Nike Adidas Vans Sneakers - Men's

Mar 5, 2017 · Nike 44 44.5 Adidas 44 converse 43 44 Vans 43 Sneakers 44 pro Sneakers new balance Sneakers US 10 Sneakers ...

Chuck 70 1970s Sneakers - Men's

1970 Sneakers 1970 Sneakers converse all star Sneakers converse Sneakers 1950s 1959s 1960s 1970s Sneakers chuck Taylor all star Sneakers (Sneakers) Sneakers

Master the converse of the Pythagorean theorem with our comprehensive worksheet. Perfect for students and teachers alike! Discover how to apply this essential concept today!

[Back to Home](#)