

# Covalent Bonding Gizmo Answer Key



Name: Ashley Maddison

Date: 11/28/2020

## Student Exploration: Covalent Bonds

Directions: Follow the instructions to go through the simulation. Respond to the questions and prompts in the orange boxes.

**Vocabulary:** covalent bond, diatomic molecule, Lewis diagram, molecule, noble gases, nonmetal, octet rule, shell, valence, valence electron

**Prior Knowledge Questions** (Do these BEFORE using the Gizmo.)

1. There are eight markers in a full set, but Flora and Frank each only have seven markers. Flora is missing the red marker, and Frank is missing the blue marker.

What can they do so that each has a full set of markers?

Frank should give the red marker to Flora, and Flora should give the blue marker to Frank.

2. Otto and Olivia each have six markers. Otto is missing the purple and green markers, and Olivia is missing the black and brown markers. What can they do so that each has a full set?

Otto should give the black and brown markers to Olivia, and Olivia should give the purple and green markers to Otto.

### **Gizmo Warm-up**

Just like the students described above, **nonmetal** atoms can share electrons. As you will see in the Covalent Bonds Gizmo, atoms form bonds in this way.

To begin, check that **Fluorine** is selected from the **Select a substance** menu. Click **Play** (▶) to see the electrons orbiting the nucleus of each atom.



1. The outermost electrons in each atom are called **valence electrons**. How many valence electrons does each fluorine atom have? 7 valence electrons.

2. Click **Pause** (⏸). Drag an electron from the left atom to the right atom. Click **Play**.

What happens? They equally share the one atom on the new shell that is formed.

3. Click **Pause**, drag an electron from the right atom to the left, and then click **Play**.

Reproduction for educational use only. Public sharing or posting prohibited. © 2020 ExploreLearning™ All rights reserved.

**Covalent bonding gizmo answer key** is a resource that provides students and educators with the necessary tools to understand and explore the complexities of covalent bonding in chemistry. Covalent bonds are a fundamental concept in chemistry, representing the sharing of electron pairs between atoms. This article aims to delve into the intricacies of covalent bonding, how it can be explored through interactive tools like Gizmos, and the significance of the answer key in enhancing learning outcomes.

## Understanding Covalent Bonding

Covalent bonding is a type of chemical bond that arises when two atoms share one or more pairs of electrons. This sharing enables each atom to achieve a stable electronic configuration, often resembling that of noble gases. The concept of covalent bonding is pivotal in the formation of

molecules and the understanding of molecular geometry, electronegativity, and bond polarity.

## Characteristics of Covalent Bonds

1. **Electron Sharing:** Atoms share electrons to fill their outer electron shells, leading to a more stable configuration.
2. **Bond Strength:** Covalent bonds can vary in strength, influenced by the number of shared electron pairs. A single bond shares one pair of electrons, a double bond shares two pairs, and a triple bond shares three pairs.
3. **Bond Length:** Generally, as the number of shared electron pairs increases, the bond length decreases, resulting in a stronger bond.
4. **Polarity:** If the atoms involved have different electronegativities, the bond can be polar, leading to a molecule with distinct positive and negative ends.

## Types of Covalent Bonds

Covalent bonds can be classified into two main categories:

- **Nonpolar Covalent Bonds:** These occur when two identical nonmetal atoms share electrons equally, resulting in no charge separation (e.g.,  $\text{H}_2$ ,  $\text{O}_2$ ).
- **Polar Covalent Bonds:** These occur when two different nonmetal atoms share electrons unequally, resulting in a partial positive charge on one atom and a partial negative charge on the other (e.g.,  $\text{H}_2\text{O}$ ).

## The Role of Gizmos in Learning Covalent Bonding

Gizmos are interactive online simulations that help students visualize and understand complex scientific concepts, including covalent bonding. By providing a hands-on experience, Gizmos allow learners to manipulate variables and see the immediate effects of their actions.

## Features of the Covalent Bonding Gizmo

1. **Interactive Simulations:** Students can create their own molecules by dragging and dropping atoms and adjusting the number of shared electron pairs.
2. **Visual Representation:** The Gizmo provides clear visuals of molecular shapes, bond angles, and the spatial arrangement of atoms.
3. **Variable Adjustments:** Learners can modify various parameters, such as electronegativity and bond angles, to see how these factors influence molecular properties.
4. **Assessment Tools:** The Gizmo includes built-in quizzes and challenges that test students' understanding of the material.

# Using the Covalent Bonding Gizmo Answer Key

The answer key for the covalent bonding Gizmo is an essential tool for both teachers and students. It serves as a guide to help learners navigate the complexities of covalent bonding and assess their understanding of the topic. Here are some ways the answer key can be utilized:

## For Students

- Self-Assessment: Students can check their answers against the key to determine areas where they need to improve.
- Guided Learning: The answer key can help clarify misconceptions and reinforce correct concepts through detailed explanations.
- Practice: Students can use the key to practice creating covalent bonds and predicting molecular behavior, reinforcing their learning through repetition.

## For Educators

- Curriculum Development: Educators can use the answer key to design assessments and quizzes that align with learning objectives.
- Feedback Mechanism: The key provides a framework for giving constructive feedback to students based on their performance in the Gizmo.
- Resource for Differentiation: Teachers can tailor their instruction based on common errors highlighted in the student responses found in the answer key.

## Common Misconceptions About Covalent Bonding

Despite being a foundational topic in chemistry, several misconceptions can hinder students' understanding of covalent bonding. Addressing these misconceptions is crucial for effective learning.

### 1. Misunderstanding Electron Sharing

Many students believe that electrons are transferred from one atom to another in covalent bonding. In reality, covalent bonds involve the sharing of electrons, which is a distinct process from ionic bonding, where electrons are transferred.

### 2. Confusion Between Types of Bonds

Students often confuse covalent bonds with ionic bonds. It is essential to emphasize that while covalent bonds involve sharing electrons between nonmetals, ionic bonds involve the transfer of electrons from metals to nonmetals.

### 3. Neglecting Molecular Geometry

Some learners focus solely on the number of bonds without considering the three-dimensional shape of molecules. Understanding molecular geometry is critical for predicting the properties and reactivity of compounds.

## Conclusion

In summary, the covalent bonding gizmo answer key is a valuable educational resource that enhances the learning experience in understanding covalent bonds. By utilizing interactive tools like Gizmos, students can visually and practically engage with the concept of covalent bonding, making it easier to grasp complex ideas. The answer key serves as a crucial support mechanism, allowing both students and educators to assess understanding and address misconceptions. As chemistry continues to be a core component of scientific education, tools that foster engagement and understanding, like the covalent bonding Gizmo and its answer key, will be essential in shaping the next generation of scientists.

## Frequently Asked Questions

### What is covalent bonding?

Covalent bonding is a type of chemical bond where two atoms share one or more pairs of electrons, leading to the formation of molecules.

### How can the Gizmo simulation help in understanding covalent bonds?

The Gizmo simulation provides interactive visualizations that allow users to experiment with different atoms and see how they form covalent bonds by sharing electrons.

### What are the characteristics of covalent bonds?

Covalent bonds typically have lower melting and boiling points compared to ionic bonds, and they can be single, double, or triple bonds depending on the number of shared electron pairs.

### What is the significance of electronegativity in covalent bonding?

Electronegativity determines how strongly an atom attracts shared electrons; a large difference in electronegativity between two atoms can lead to polar covalent bonds.

### Can covalent bonds occur between different elements?

Yes, covalent bonds can occur between different elements, forming compounds such as water (H<sub>2</sub>O) and carbon dioxide (CO<sub>2</sub>).

## What role do lone pairs of electrons play in covalent bonding?

Lone pairs of electrons are non-bonding pairs that influence the shape and polarity of molecules, affecting their reactivity and physical properties.

## How does the Gizmo platform assess understanding of covalent bonding?

The Gizmo platform includes quizzes and interactive questions that test users' knowledge of concepts related to covalent bonding, such as bond formation and molecular geometry.

## What are some common examples of covalent compounds?

Common examples of covalent compounds include water (H<sub>2</sub>O), carbon dioxide (CO<sub>2</sub>), methane (CH<sub>4</sub>), and ammonia (NH<sub>3</sub>).

Find other PDF article:

<https://soc.up.edu.ph/24-mark/pdf?dataid=sFC21-7488&title=game-of-marbles-history.pdf>

## Covalent Bonding Gizmo Answer Key

□□□□□□□□□□□□□□ - □□

[illegible]

...

TikTok ██ ...

[illegible]






































































□□□□ *TikTok* □□□□□□□□□□

Jun 7, 2022 · 1. TikTok F... TikTok ...  
TikTok +

□□□□□□□□tiktok - □□

Nov 8, 2022 · TikTok

## □□□□“TikTok□□□□□□□□”□ - □□

Jan 19, 2025 · tiktok  sim                           86  sim   86                        esim                          

*Tiktok | dafont.com*

May 9, 2021 · Tiktok | dafont.com Free for personal Used for Commercial Used plase contact me :  
lettercornerstudio@gmail.com

*TikTok* □□□□□□□□□□□□□□□□□□□□ ...

Jan 19, 2025 · [TikTok](#) [TikTok](#) 18 [19...](#)

**TikTok** 0 **TK**

Dec 30, 2022 · TikTok 3 TikTok ...

## New fonts | dafont.com

Archive of freely downloadable fonts. Browse by alphabetical listing, by style, by author or by popularity.

TikTok

Jul 17, 2023 · Step 4 tiktok 0 ...

## How to get help in Windows - Microsoft Support

Here are a few different ways to find help for Windows Search for help - Enter a question or keywords in the search box on the taskbar to find apps, files, settings, and get help from the web.

*About Get Help - Microsoft Support*

About Get Help The Windows Get Help app is a centralized hub for accessing a wide range of resources, including tutorials, FAQs, community forums, and direct assistance from Microsoft ...

## Cómo obtener ayuda en Windows - Soporte técnico de Microsoft

Estas son algunas maneras diferentes de encontrar ayuda para Windows Buscar ayuda: escribe una pregunta o unas palabras clave en el cuadro de búsqueda de la barra de herramientas ...

## Windows help and learning - support.microsoft.com

Find help and how-to articles for Windows operating systems. Get support for Windows and learn about installation, updates, privacy, security and more.

## Windows - support.microsoft.com

Windows Windows Windows

[Windows] Windows

Windows Get Help Windows

## Troubleshoot problems updating Windows - Microsoft Support

This guide provides detailed steps to troubleshoot and resolve Windows Update problems effectively. Run the Windows Update troubleshooter If you are using a Windows 11 device, ...

## Aide et apprentissage Windows - support.microsoft.com

Trouvez de l'aide et des articles pratiques pour les systèmes d'exploitation Windows. Bénéficiez d'un support pour Windows et en savoir plus sur l'installation, les mises à jour, la ...

## Ways to install Windows 11 - Microsoft Support

Feb 4, 2025 · Get help with Windows upgrade and installation errors The notification What needs your attention displays during a Windows upgrade

*Install Windows Updates - Microsoft Support*

In Windows 11, you decide when and how to get the latest updates to keep your device running smoothly and securely. Select Start Settings Windows Update > select Check for Windows ...

Unlock the secrets of covalent bonding with our comprehensive gizmo answer key. Enhance your understanding and excel in your studies. Learn more now!

[Back to Home](#)