

























# Compare And Contrast Worksheets For 1st Grade

Skill – Compare and Contrast

Name: \_\_\_\_\_

## Something Is Different

Directions: Draw an X on the picture in each box that is different.

|   |   |   |   |
|---|---|---|---|
|    |    |    |    |
|    |    |    |    |
|    |    |    |    |
|  |  |  |  |
|  |  |  |  |
|  |  |  |  |

Compare and Contrast

©www.HaveFunTeaching.com

**Compare and contrast worksheets for 1st grade** are valuable educational tools designed to help young learners develop critical thinking skills and enhance their understanding of similarities and differences. At this stage in their education, first graders are beginning to explore the world around them with curiosity, and worksheets that encourage them to compare and contrast various subjects can be instrumental in fostering analytical skills. This article will delve into the importance of these worksheets, the skills they help develop, the types available, effective strategies for using them, and tips for parents and educators to facilitate learning.

# Importance of Compare and Contrast Worksheets

Compare and contrast worksheets serve multiple educational purposes. Here are some key reasons why they are essential for first graders:

## 1. Development of Critical Thinking Skills

- Encourages students to analyze information and make informed decisions.
- Promotes the ability to identify patterns and connections between different subjects.
- Enhances problem-solving skills as students evaluate similarities and differences.

## 2. Language and Vocabulary Expansion

- Introduces new vocabulary related to comparison and contrast.
- Helps students learn to express their thoughts clearly and coherently.
- Promotes the use of comparative language, such as "similar," "different," "more than," and "less than."

## 3. Improved Reading Comprehension

- Encourages students to engage more deeply with texts by comparing characters, settings, and events.
- Develops skills for summarizing and synthesizing information from multiple sources.

## 4. Foundation for Future Learning

- Establishes a basis for more complex analytical skills needed in higher grades.
- Prepares students for subjects such as science and social studies, where comparison is frequently used.

# Skills Developed Through Compare and Contrast Worksheets

When first graders engage with compare and contrast worksheets, they cultivate a variety of essential skills:

## 1. Analytical Skills

- Students learn to dissect information and evaluate two or more items based on specific criteria.

## **2. Organizational Skills**

- Worksheets often encourage the use of graphic organizers, helping students learn to categorize information logically.

## **3. Writing Skills**

- Students practice structuring their thoughts in written form, enhancing their ability to communicate effectively.

## **4. Social Skills**

- Group activities involving these worksheets promote collaboration and discussion among peers.

# **Types of Compare and Contrast Worksheets for 1st Grade**

There are various types of compare and contrast worksheets tailored for first graders, each targeting different subjects and skills.

## **1. Graphic Organizers**

- Venn Diagrams: These are circles that overlap, allowing students to visually depict similarities and differences between two subjects.
- T-Charts: A simple two-column chart where students list traits of each item being compared.

## **2. Text-Based Worksheets**

- Worksheets that provide short passages or stories for students to read and analyze, identifying comparisons and contrasts in characters, settings, or events.

## **3. Picture Comparison Worksheets**

- Visual worksheets where students examine two images and list similarities and differences, promoting visual literacy.

## **4. Thematic Worksheets**

- Worksheets focused on specific themes, such as comparing animals, seasons, or different types of food, making the activity relevant and engaging.

# Effective Strategies for Using Compare and Contrast Worksheets

To maximize the effectiveness of compare and contrast worksheets, educators and parents can employ several strategies:

## 1. Introduce the Concept Slowly

- Begin with simple comparisons, such as comparing two animals or fruits, before moving on to more complex subjects.

## 2. Use Real-World Examples

- Incorporate relatable examples from students' lives, such as comparing their favorite toys or books, to make the activity more engaging.

## 3. Encourage Group Discussions

- After completing worksheets, facilitate group discussions where students can share their findings, enhancing communication skills and reinforcing learning.

## 4. Integrate Technology

- Use interactive digital worksheets or apps that allow students to compare and contrast in a fun, engaging way.

## Tips for Parents and Educators

Parents and educators play a crucial role in guiding first graders through the process of comparing and contrasting. Here are some tips to enhance this learning experience:

### 1. Provide Guidance and Support

- Help students understand the task by reading instructions together and discussing what comparison and contrast mean in simple terms.

### 2. Celebrate Efforts and Achievements

- Acknowledge students' hard work and creativity in completing worksheets, which builds confidence and encourages a positive attitude toward learning.

### **3. Use Everyday Situations**

- Find opportunities in daily life to practice comparison. For example, comparing two different snacks, clothes, or even family members' hobbies can reinforce the concept outside of worksheets.

### **4. Create a Resource Library**

- Compile a collection of books, articles, and visual aids that focus on themes where comparison and contrast can be applied. This will provide students with ample material to work with.

### **5. Tailor Worksheets to Individual Needs**

- Differentiate worksheets based on students' abilities and interests to ensure that all learners are challenged appropriately and stay engaged.

## **Conclusion**

In conclusion, compare and contrast worksheets for 1st grade are invaluable tools that facilitate the development of critical thinking, analytical skills, and language proficiency in young learners. By understanding the importance of these worksheets, recognizing the skills they foster, and implementing effective strategies for their use, educators and parents can significantly enhance the learning experience for first graders. As students learn to identify similarities and differences in various subjects, they build a strong foundation for future academic success, paving the way for a more comprehensive understanding of the world around them. By embracing the power of comparison and contrast, we equip our children with essential skills that will serve them throughout their educational journey and beyond.

## **Frequently Asked Questions**

### **What are compare and contrast worksheets for 1st grade?**

Compare and contrast worksheets for 1st grade are educational tools designed to help young students identify similarities and differences between two or more items, concepts, or characters, enhancing their critical thinking and analytical skills.

### **How do compare and contrast worksheets benefit 1st graders?**

These worksheets help 1st graders develop important cognitive skills such as observation, categorization, and reasoning, while also improving their writing and comprehension skills as they articulate the similarities and differences.

### **What types of topics are commonly used in compare and**

## contrast worksheets for 1st grade?

Common topics include animals, fruits, seasons, story characters, shapes, and everyday objects, allowing students to relate to familiar subjects while engaging in the activity.

## Are there specific formats for compare and contrast worksheets?

Yes, formats can vary, but popular ones include Venn diagrams, T-charts, and simple lists to visually represent similarities and differences, making it easier for 1st graders to understand.

## How can teachers effectively use compare and contrast worksheets in the classroom?

Teachers can introduce the concept through discussions, provide examples, and then allow students to work on the worksheets individually or in pairs, fostering collaboration and discussion about their findings.

## What are some examples of compare and contrast activities beyond worksheets?

Examples include group discussions, art projects where students draw or create representations of similarities and differences, and interactive games that encourage students to sort items based on their attributes.

## How can parents support their 1st graders with compare and contrast skills at home?

Parents can engage their children in everyday comparisons, such as discussing the differences between two toys, foods, or animals, and encourage them to explain their reasoning, reinforcing the skills learned in school.

Find other PDF article:

<https://soc.up.edu.ph/62-type/pdf?trackid=sAd35-8716&title=think-like-a-warrior-the-five-inner-beliefs-that-make-you-unstoppable.pdf>

## Compare And Contrast Worksheets For 1st Grade

**compare to** **compare with** -

compare to "..." "..." We often compare a teacher to a candle  
compare to ... compare with ...

**compare** -

compare v. (1) compare "..."

2compare -

**Beyond Compare** -

Beyond Compare --CRC CRC

compare A and/with/to B comparison? -

Apr 23, 2021 · To compare to is to point out or imply resemblances between objects regarded as essentially of a different order; to compare with is mainly to point out differences between ...

*compare with* *compare for* -

Sep 24, 2024 · "compare with" "compare for":1. "compare with" ...

**beyond compare** **beyond compare**\_

Apr 2, 2025 · Beyond Compare Beyond Compare ...

**compare with** **compare and** -

Sep 27, 2010 · compare 1. “.....” compare.....with..... compare.....to..... compare.....and..... If you compare ...

**beyond compare** ...

Jan 12, 2017 · UI beyond compare meld, diffinity, ...

PDF -

Adobe Acrobat > adobe.com How to compare the differences between two PDF files ...

-

Beyond Compare “” ...

compare to compare with -

compare to “...” “” We often compare a teacher to a candle compare to compare with ...

**compare**\_

compare v. (1) compare “” 2compare ...

*Beyond Compare* -

Beyond Compare --CRC CRC

**compare A and/with/to B comparison?** -

Apr 23, 2021 · To compare to is to point out or imply resemblances between objects regarded as essentially of a different order; to compare with is mainly to point out differences between ...

**compare with** **compare for** -

Sep 24, 2024 · "compare with" "compare for":1. "compare with" ...

**beyond compare** 免費 **beyond compare** 免費\_免費

Apr 2, 2025 · Beyond Compare 免費比較軟體 Beyond Compare 免費比較軟體 免費比較軟體 Beyond Compare 免費比較軟體 ...

compare with compare and 免費 - 免費

Sep 27, 2010 · compare 1. 免費“.....” 免費 compare.....with..... 免費 compare.....to..... 免費 compare.....and..... 免費 If you compare ...

**beyond compare** 免費比較軟體 免費比較軟體 ...

Jan 12, 2017 · 免費UI 免費比較軟體 beyond compare 免費meld, 免費比較軟體 diffinity, ...

免費PDF 免費 - 免費

免費 Adobe Acrobat 免費 > 免費 adobe.com 免費 How to compare the differences between two PDF files ...

免費比較軟體 - 免費

Beyond Compare 免費“” 免費比較軟體 免費比較軟體 免費比較軟體 免費比較軟體 免費比較軟體 免費比較軟體 免費比較軟體 免費比較軟體 ...

Discover engaging compare and contrast worksheets for 1st grade that enhance critical thinking skills. Perfect for classroom or home use! Learn more now!

[Back to Home](#)