

# Compare And Contrast Worksheet 2nd Grade

NAME \_\_\_\_\_

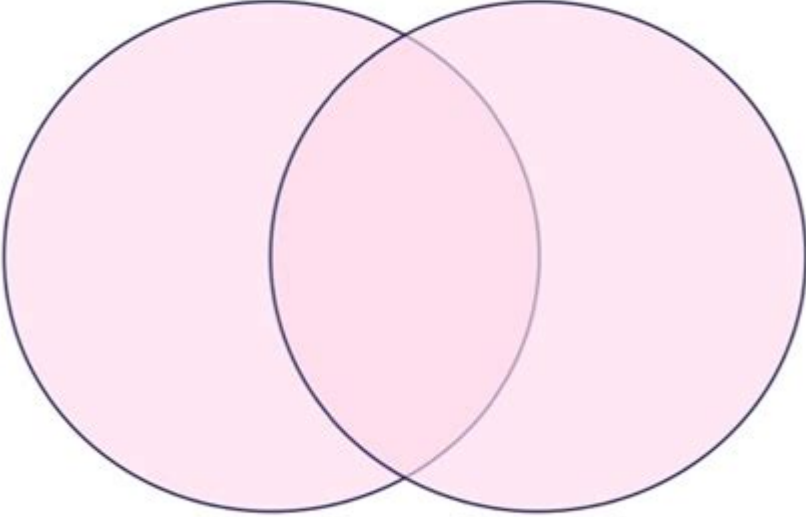
SplashLearn

LET'S COMPARE AND CONTRAST


The characteristics of a dog and goldfish are listed below. Sort them correctly and fill up the Venn diagram. The outer circle is for differences, and the inner circle is for similarities.


dog

goldfish



needs walks	pets	a furry animal	can't learn tricks
a fish	can learn tricks	kept by humans	lives in water





www.splashlearn.com

Compare and contrast worksheet 2nd grade activities are essential tools in the educational journey of young learners. These worksheets provide an engaging way for 2nd graders to develop critical thinking skills as they analyze similarities and differences between two or more subjects. By incorporating these worksheets into the curriculum, teachers can foster analytical skills, enhance comprehension, and encourage creativity in students' thinking processes.

# Understanding Compare and Contrast Worksheets

Compare and contrast worksheets are educational resources that enable students to examine the characteristics of two or more items. For 2nd graders, these worksheets often involve simple concepts that are relatable to their everyday experiences. The primary goal is to help students identify how subjects are alike and how they are different, which enhances their understanding of the material.

## Why Are Compare and Contrast Worksheets Important?

1. **Enhanced Critical Thinking:** These worksheets promote higher-order thinking by encouraging students to analyze and evaluate information.
2. **Improved Reading Comprehension:** When students compare and contrast texts or characters, they gain a deeper understanding of the content.
3. **Organizational Skills:** Students learn to organize their thoughts and ideas clearly, which is a vital academic skill.
4. **Creativity:** Comparing and contrasting allows students to express their ideas and opinions, fostering creativity in their responses.

## Types of Compare and Contrast Worksheets for 2nd Graders

There are several types of compare and contrast worksheets that can be used in 2nd-grade classrooms. Each type serves a specific purpose and can be adapted to fit various subjects.

### 1. Venn Diagrams

Venn diagrams are one of the most popular tools for comparing and contrasting. They visually

represent the similarities and differences between two subjects.

- **How to Use:** Students draw two overlapping circles. In the left circle, they list characteristics of the first subject, in the right circle, they list characteristics of the second subject, and in the overlapping section, they note similarities.
- **Example Topics:** Compare and contrast two animals, characters from a story, or different seasons.

## 2. T-Chart Worksheets

T-charts are another effective way to organize comparison information. They are structured as a two-column chart where students can list attributes for each subject.

- **How to Use:** Students label one side for Subject A and the other side for Subject B. They fill in the chart with relevant data.
- **Example Topics:** Compare and contrast two books, two historical figures, or two modes of transportation.

## 3. Written Responses

Some worksheets may prompt students to write a paragraph or essay comparing and contrasting two subjects.

- **How to Use:** Students are given guiding questions to help them structure their writing.
- **Example Topics:** Compare and contrast life in the city vs. life in the country, or summer vs. winter activities.

## **Creating Effective Compare and Contrast Worksheets**

When designing compare and contrast worksheets for 2nd graders, several factors should be considered:

### **1. Age-Appropriate Content**

The subjects chosen should be relatable and understandable for 2nd graders. Topics can include familiar animals, fairy tale characters, or daily activities.

### **2. Clear Instructions**

Worksheets should provide clear instructions on what students are expected to do. This clarity helps minimize confusion and allows students to focus on the task at hand.

### **3. Visual Aids**

Incorporating visuals such as pictures or icons can help engage students and make the comparison

process more enjoyable. Visual aids can also assist in understanding for visual learners.

## **Benefits of Using Compare and Contrast Worksheets in the Classroom**

Utilizing compare and contrast worksheets in a 2nd-grade classroom offers numerous benefits:

### **1. Engaging Learning Experience**

These worksheets encourage active participation and engagement. Students often find comparing and contrasting fun, especially when using relatable subjects.

### **2. Development of Language Skills**

As students articulate their thoughts about similarities and differences, they expand their vocabulary and improve their language skills. This practice also helps in developing writing proficiency.

### **3. Teamwork and Collaboration**

Teachers can incorporate group activities where students work together on compare and contrast worksheets. This collaboration fosters teamwork and communication among peers.

# Implementing Compare and Contrast Worksheets in the Curriculum

Incorporating compare and contrast worksheets into the curriculum can be done in various subjects, including reading, science, and social studies.

## 1. Reading Comprehension

After reading a story, students can compare and contrast the main character with another character or with themselves. This activity deepens their understanding of the narrative and character development.

## 2. Science Lessons

In science, students can compare and contrast different animals, plants, or ecosystems. This not only helps them grasp scientific concepts but also makes the learning process more interactive.

## 3. Social Studies

When studying different cultures or historical events, students can compare and contrast the lifestyles, traditions, and significance of various societies.

## Conclusion

In conclusion, compare and contrast worksheets 2nd grade serve as a valuable educational resource

in developing critical thinking, reading comprehension, and organizational skills among young learners. By utilizing different formats such as Venn diagrams and T-charts, teachers can create engaging and effective lessons that cater to the diverse learning needs of their students. As students practice comparing and contrasting various subjects, they not only enhance their academic abilities but also foster a love for learning that will serve them well in their educational journeys.

## **Frequently Asked Questions**

### **What is a compare and contrast worksheet for 2nd graders?**

A compare and contrast worksheet for 2nd graders is a learning tool that helps students identify similarities and differences between two or more subjects, such as characters, animals, or objects.

### **Why is it important for 2nd graders to learn how to compare and contrast?**

Learning to compare and contrast helps 2nd graders develop critical thinking skills, enhances their reading comprehension, and allows them to organize information in a clear way.

### **What types of topics can be included in a compare and contrast worksheet for 2nd graders?**

Topics can include animals, books, seasons, shapes, or any two similar objects or characters that children can relate to, such as superheroes or story characters.

### **How can teachers effectively use compare and contrast worksheets in the classroom?**

Teachers can use these worksheets as part of group activities, discussions, or independent work, guiding students through the process of identifying similarities and differences while encouraging them to share their thoughts.

## What skills do students practice when completing a compare and contrast worksheet?

Students practice observation, analytical thinking, writing skills, and the ability to articulate their understanding of relationships between different subjects.

**Can compare and contrast worksheets be used for different subjects besides reading?**

Yes, compare and contrast worksheets can be used in various subjects, including science, social studies, and math, to help students understand concepts and categories better.

Find other PDF article:

<https://soc.up.edu.ph/57-chart/Book?trackid=Vfd55-9881&title=tcs-new-york-city-marathon-training-series-18m.pdf>

## Compare And Contrast Worksheet 2nd Grade

*compare to* *compare with* *compare* - *compare*

compare to 比较... 与... 把... 比作... We often compare a teacher to a candle.  
compare to 与... 把... 比作... compare with 与... 比较...

*compare*□□□□□□ □□□□

```
compare(v, (1)1compare"")
2compare ...
```

## Beyond Compare

Beyond Compare [ ] --CRC [ ] CRC

compare A and/with/to B comparison? -

Apr 23, 2021 · To compare to is to point out or imply resemblances between objects regarded as essentially of a different order; to compare with is mainly to point out differences between ...

**compare with** **compare for**  **-**

Sep 24, 2024 · "compare with" vs "compare for" vs "compare": 1. "compare with" vs "compare for" vs "compare"

...

*beyond compare* ☐ *beyond compare* ☐ ☐

Apr 2, 2025 · Beyond Compare





the differences between two PDF files ...

□□□□□□□□□□□□□□□□□□ - □□

Beyond Compare 4.12.0 (64-bit)  
 100% identical ...

Discover engaging compare and contrast worksheets for 2nd grade that enhance critical thinking skills. Perfect for classroom and home use! Learn more now!

[Back to Home](#)