

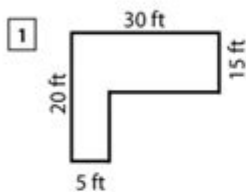
# Composite Shapes Area Worksheet

Name : \_\_\_\_\_

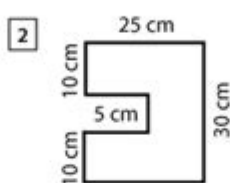
Score : \_\_\_\_\_ Date : \_\_\_\_\_



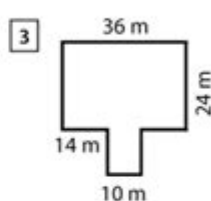
## Area of Composite Rectangles



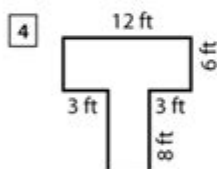
Area = \_\_\_\_\_



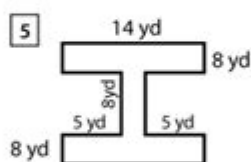
Area = \_\_\_\_\_



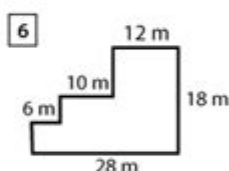
Area = \_\_\_\_\_



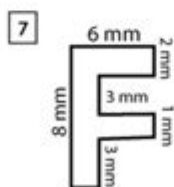
Area = \_\_\_\_\_



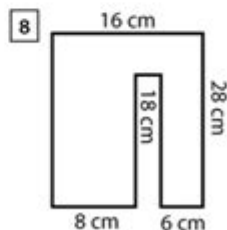
Area = \_\_\_\_\_



Area = \_\_\_\_\_



Area = \_\_\_\_\_



Area = \_\_\_\_\_

**Composite shapes area worksheet** is an essential tool in mathematics education, especially for students in elementary and middle school. These worksheets help learners understand how to calculate the area of complex figures made up of two or more simple shapes, such as rectangles, triangles, circles, and trapezoids. The ability to find the area of composite shapes is not only critical for academic success but also for real-life applications in fields like architecture, engineering, and design. This article will delve into the importance of composite shapes, how to calculate their area, practical applications, and provide tips for creating effective worksheets.

# Understanding Composite Shapes

Composite shapes are figures that are formed by combining two or more simple geometric shapes. For instance, a composite shape can be a rectangle with a semicircle on one side or a triangle placed on top of a rectangle. The key to calculating the area of these composite shapes lies in breaking them down into their simpler components.

## Examples of Simple Shapes

To effectively work with composite shapes, it's essential to understand the area formulas for basic geometric shapes:

1. Rectangle:  $\text{Area} = \text{length} \times \text{width}$
2. Triangle:  $\text{Area} = (\text{base} \times \text{height}) / 2$
3. Circle:  $\text{Area} = \pi \times \text{radius}^2$
4. Trapezoid:  $\text{Area} = (\text{base1} + \text{base2}) / 2 \times \text{height}$

By mastering these formulas, students can tackle more complex problems involving composite shapes.

## Calculating Area of Composite Shapes

Calculating the area of composite shapes involves the following steps:

1. Identify the Simple Shapes: Look at the composite shape and determine which simple shapes it consists of.
2. Calculate Individual Areas: Use the appropriate formulas to find the area of each simple shape.
3. Sum the Areas: Add the areas of the individual shapes to obtain the total area of the composite shape.
4. Subtract Overlapping Areas (if applicable): If the composite shape has overlapping parts, ensure to subtract those areas to avoid double counting.

## Example Problem

Consider a composite shape made up of a rectangle and a triangle on top. The rectangle has a length of 10 units and a width of 4 units, and the triangle has a base of 4 units and a height of 3 units.

1. Calculate the area of the rectangle:
  - $\text{Area} = \text{length} \times \text{width} = 10 \times 4 = 40$  square units
2. Calculate the area of the triangle:
  - $\text{Area} = (\text{base} \times \text{height}) / 2 = (4 \times 3) / 2 = 6$  square units

### 3. Total Area:

- Total Area = Area of rectangle + Area of triangle =  $40 + 6 = 46$  square units

This example illustrates how to effectively break down a composite shape and calculate its area.

## Practical Applications of Composite Shapes

Understanding and calculating the area of composite shapes is crucial for many real-world applications. Here are a few examples:

1. **Architecture and Construction:** Architects often design buildings with complex shapes. Calculating the total area accurately is essential for estimating materials and costs.
2. **Landscaping:** Landscapers use composite shapes to plan gardens or yards, ensuring they know the area for planting or laying sod.
3. **Interior Design:** Interior designers frequently deal with composite shapes when planning furniture layouts or floor designs.
4. **Manufacturing:** In manufacturing, understanding the area of composite shapes helps in cutting materials efficiently and minimizing waste.

By incorporating the concept of composite shapes into practical scenarios, students can appreciate the relevance of their mathematical skills.

## Creating Composite Shapes Area Worksheets

Designing a composite shapes area worksheet involves several considerations to ensure that it is both educational and engaging. Here are some tips for creating effective worksheets:

### 1. Define Learning Objectives

Before designing the worksheet, clarify the learning objectives. What specific skills or concepts do you want the students to master? For example, you may wish to focus on:

- Identifying simple shapes within composite figures
- Applying area formulas correctly
- Enhancing problem-solving skills

## **2. Use Clear and Engaging Visuals**

Incorporate diagrams and illustrations that represent various composite shapes. Ensure the visuals are clear, labeled, and visually appealing to capture students' interest.

## **3. Vary the Difficulty Level**

Include a mix of simple, moderate, and complex problems to cater to different skill levels. This allows all students to engage with the material and progress at their own pace.

## **4. Provide Worked Examples**

Incorporate worked examples at the beginning of the worksheet to guide students through the problem-solving process. This helps reinforce their understanding of the concepts before they attempt to solve problems independently.

## **5. Include Real-World Applications**

Integrate word problems that relate to real-life scenarios. For instance, ask students to calculate the area of a playground made up of various shapes or the total area of a garden plot.

## **6. Encourage Group Work**

Promote collaboration by allowing students to work in pairs or small groups. This encourages discussion, peer learning, and the sharing of different problem-solving strategies.

## **Conclusion**

A composite shapes area worksheet is a valuable resource that can enhance students' understanding of geometry and its applications. By breaking down complex shapes into simpler components, learners can develop strong problem-solving skills that are applicable in various fields. As students engage with these worksheets, they not only improve their mathematical abilities but also gain confidence in their capacity to tackle real-world challenges. With thoughtful design and diverse problem types, educators can create effective

worksheets that inspire curiosity and a deeper understanding of composite shapes.

## **Frequently Asked Questions**

### **What is a composite shape?**

A composite shape is a figure that is made up of two or more simple shapes, such as rectangles, triangles, circles, or squares.

### **How do you find the area of a composite shape?**

To find the area of a composite shape, you can divide it into simpler shapes, calculate the area of each simpler shape, and then sum those areas together.

### **What formulas are commonly used in calculating areas of simple shapes?**

Common formulas include: Area of a rectangle = length  $\times$  width, Area of a triangle =  $\frac{1}{2} \times$  base  $\times$  height, and Area of a circle =  $\pi \times$  radius<sup>2</sup>.

### **Can a composite shape be made up of irregular shapes?**

Yes, composite shapes can include irregular shapes, but the area calculation may involve more complex methods like dividing them into regular shapes first.

### **What tools might be helpful when working on a composite shapes area worksheet?**

Tools such as graph paper, a ruler, a protractor, and a calculator can be very helpful for accurately measuring dimensions and calculating areas.

### **Are there online resources available for practicing composite shapes area problems?**

Yes, many educational websites offer interactive worksheets and practice problems specifically focused on finding the area of composite shapes.

### **What grade levels typically work on composite shapes area worksheets?**

Composite shapes area worksheets are typically used in elementary and middle school, often around grades 4 to 7, depending on the curriculum.

## How can teachers assess student understanding of composite shapes area?

Teachers can assess understanding through quizzes, hands-on activities, and by having students explain their reasoning while solving composite shape area problems.

## What common mistakes should students avoid when calculating the area of composite shapes?

Common mistakes include forgetting to add the areas of all shapes, miscalculating the dimensions of individual shapes, or confusing the formulas for different shapes.

## Can technology assist in learning about composite shapes and their areas?

Yes, technology can assist through educational software, apps, and virtual manipulatives that allow students to visualize and interact with composite shapes.

Find other PDF article:

<https://soc.up.edu.ph/34-flow/Book?trackid=AWp17-4320&title=jennifer-crusie-books.pdf>

## [Composite Shapes Area Worksheet](#)

### **COMPOSITE Definition & Meaning - Merriam-Webster**

Jul 8, 2012 · The meaning of COMPOSITE is made up of distinct parts or elements. How to use composite in a sentence.

### **COMPOSITE | English meaning - Cambridge Dictionary**

COMPOSITE definition: 1. something that is made of various different parts: 2. a material made up of more than one.... Learn more.

### [Composite material - Wikipedia](#)

A sandwich-structured composite is a special class of composite material that is fabricated by attaching two thin but stiff skins to a lightweight but thick core.

### *COMPOSITE definition and meaning | Collins English Dictionary*

A composite object or item is made up of several different things, parts, or substances. ...composite pictures with different faces superimposed over one another. Composite is also a noun.

### **What Are Composites? - Composites 101 | CompositesLab**

A composite is a material made from two or more different materials that, when combined, are stronger than those individual materials by themselves. Simply put, composites are a combination of

components.

### **Composite - definition of composite by The Free Dictionary**

1. made up of disparate or separate parts or elements; compound: a composite picture; a composite philosophy. 2. belonging to the composite family of plants.

### **What's Composite Material? Types and Uses - RapidDirect**

Nov 13, 2024 · Composite is a compound material made by combining two or more constituents, each having different chemical and physical characteristics. This type of combination usually ...

### **composite - Wiktionary, the free dictionary**

Jun 20, 2025 · composite (comparative more composite, superlative most composite) Made up of multiple components; compound or complex. (architecture) Being a mixture of Ionic and Corinthian styles. (mathematics) Having factors other than itself and one; not prime and not one.

### **What is a Composite Material? A Complete Guide to Composites**

A composite material is a type of material that is created by combining two or more constituent materials with dissimilar chemical or physical properties. In combining these two materials, the resulting composite material will have new properties superior to the original components.

### **Composite material | Construction, Strength, Durability | Britannica**

Jun 5, 2025 · Composite material, a solid material that results when two or more different substances, each with its own characteristics, are combined to create a new substance whose properties are superior to those of the original components in a specific application.

### COMPOSITE Definition & Meaning - Merriam-Webster

Jul 8, 2012 · The meaning of COMPOSITE is made up of distinct parts or elements. How to use composite in a sentence.

### *COMPOSITE | English meaning - Cambridge Dictionary*

COMPOSITE definition: 1. something that is made of various different parts: 2. a material made up of more than one.... Learn more.

### *Composite material - Wikipedia*

A sandwich-structured composite is a special class of composite material that is fabricated by attaching two thin but stiff skins to a lightweight but thick core.

### COMPOSITE definition and meaning | Collins English Dictionary

A composite object or item is made up of several different things, parts, or substances. ...composite pictures with different faces superimposed over one another. Composite is also a ...

### **What Are Composites? - Composites 101 | CompositesLab**

A composite is a material made from two or more different materials that, when combined, are stronger than those individual materials by themselves. Simply put, composites are a ...

### **Composite - definition of composite by The Free Dictionary**

1. made up of disparate or separate parts or elements; compound: a composite picture; a composite philosophy. 2. belonging to the composite family of plants.

### What's Composite Material? Types and Uses - RapidDirect

Nov 13, 2024 · Composite is a compound material made by combining two or more constituents,

each having different chemical and physical characteristics. This type of combination usually ...

### **composite - Wiktionary, the free dictionary**

Jun 20, 2025 · composite (comparative more composite, superlative most composite) Made up of multiple components; compound or complex. (architecture) Being a mixture of Ionic and ...

### **What is a Composite Material? A Complete Guide to Composites**

A composite material is a type of material that is created by combining two or more constituent materials with dissimilar chemical or physical properties. In combining these two materials, the ...

### **Composite material | Construction, Strength, Durability | Britannica**

Jun 5, 2025 · Composite material, a solid material that results when two or more different substances, each with its own characteristics, are combined to create a new substance whose ...

Enhance your math skills with our composite shapes area worksheet! Discover how to calculate areas easily and practice with engaging exercises. Learn more!

[Back to Home](#)