

Congruent And Similar Triangles Worksheet

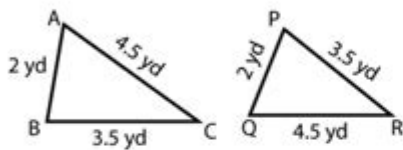
Name : _____

Score : _____ Date : _____

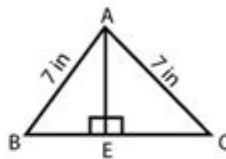


Congruent Triangles Worksheet

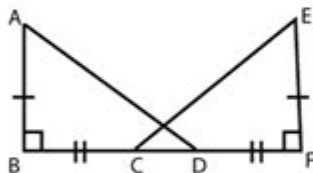
- 1 Prove whether the given triangles are congruent or not. If yes, State the theorem.



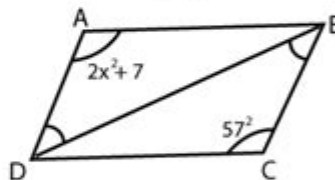
- 2 In the given figure, Prove, $\triangle AEB \cong \triangle AEC$



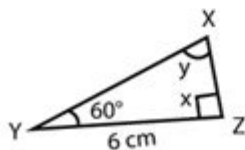
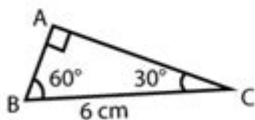
- 3 In the above figure $AB \cong EF$ and $BC \cong DF$. Show that $\triangle ABD \cong \triangle EFC$



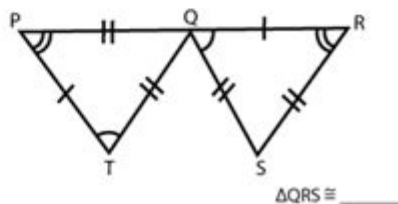
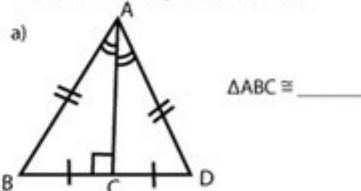
- 4 Given $\triangle DAB \cong \triangle BCD$
Find x



- 5 In the given congruent triangles under ASA, Find the value of x and y.
Given $\triangle ABC \cong \triangle XYZ$



- 6 Complete the congruence statement



Congruent and similar triangles worksheet is an essential educational tool that helps students grasp fundamental concepts in geometry. Understanding the properties of triangles is critical, as they form the basis for more complex geometric shapes and concepts. This article will explore the definitions, properties, and types of congruent and similar triangles, alongside tips for creating effective worksheets to facilitate learning.

Understanding Congruent Triangles

Congruent triangles are triangles that are identical in shape and size. This means that all corresponding sides and angles of these triangles are equal. Congruence is denoted by the symbol " \cong ." There are several criteria for establishing triangle congruence, commonly referred to as the congruence postulates.

Congruence Postulates

The following are the main postulates used to prove that two triangles are congruent:

1. **SAS (Side–Angle–Side) Congruence Postulate:** If two sides of one triangle are congruent to two sides of another triangle, and the included angle is also congruent, then the triangles are congruent.
2. **SSS (Side–Side–Side) Congruence Postulate:** If all three sides of one triangle are congruent to all three sides of another triangle, then the triangles are congruent.
3. **AAS (Angle–Angle–Side) Congruence Postulate:** If two angles and the non-included side of one triangle are congruent to two angles and the corresponding non-included side of another triangle, then the triangles are congruent.
4. **ASA (Angle–Side–Angle) Congruence Postulate:** If two angles and the included side of one triangle are congruent to two angles and the included side of another triangle, then the triangles are congruent.
5. **HL (Hypotenuse–Leg) Congruence Postulate:** In right triangles, if the hypotenuse and one leg of one triangle are congruent to the hypotenuse and one leg of another triangle, then the triangles are congruent.

are congruent.

Understanding Similar Triangles

Similar triangles, on the other hand, are triangles that have the same shape but not necessarily the same size. This means that corresponding angles are equal, and the sides are proportional. Similarity is denoted by the symbol " \sim ." The properties of similar triangles are crucial in various applications, including real-life scenarios where scale models are used.

Criteria for Similarity

To establish that two triangles are similar, the following criteria can be applied:

- **AA (Angle–Angle) Similarity Postulate:** If two angles of one triangle are congruent to two angles of another triangle, then the triangles are similar.
- **SAS (Side–Angle–Side) Similarity Theorem:** If one angle of a triangle is congruent to one angle of another triangle, and the sides including these angles are in proportion, then the triangles are similar.
- **SSS (Side–Side–Side) Similarity Theorem:** If the corresponding sides of two triangles are in proportion, then the triangles are similar.

Creating a Congruent and Similar Triangles Worksheet

A well-structured worksheet can enhance student understanding of congruent and similar triangles.

Here are tips on how to create an effective worksheet:

1. Define Key Concepts

Begin the worksheet with clear definitions of congruence and similarity, including key terms such as “corresponding sides,” “corresponding angles,” and “proportional.” This foundational knowledge is crucial for students as they work through problems.

2. Include Examples

Provide examples of congruent and similar triangles with diagrams. Visual aids can help students better understand the concepts. For instance, include two triangles that are congruent and label their corresponding parts to illustrate the congruence postulates.

3. Problem Sets

Include a variety of problems that require students to apply their knowledge. Here are some problem types to consider:

1. **Identify Congruent Triangles:** Present pairs of triangles and ask students to determine if they are congruent. They should provide justification based on congruence postulates.
2. **Determine Similarity:** Provide triangles with given angle measures and side lengths. Ask students

to determine if the triangles are similar and to explain their reasoning.

3. **Find Missing Measurements:** Present problems where students must find unknown side lengths or angle measures in congruent or similar triangles.

4. Challenge Questions

Incorporate advanced problems for students who grasp the concepts quickly. These might involve real-world applications, such as scaling models or using congruence and similarity in architectural designs.

5. Reflection Section

At the end of the worksheet, include a section for students to reflect on what they learned. This could involve answering questions such as:

- What is the difference between congruent and similar triangles?
- How can these concepts be applied in real life?

Assessment and Feedback

After students complete the worksheet, it is essential to assess their understanding. Provide a solution key that outlines the correct answers and methods of solving problems. Offer personalized feedback to help students understand any mistakes and reinforce their learning.

Using Technology to Enhance Learning

Consider integrating technology into the learning process. Online tools and apps can provide interactive experiences for students to explore congruent and similar triangles. These resources can include:

- **Geometry Software:** Programs like GeoGebra allow students to manipulate triangles and see the effects of changing sides and angles in real time.
- **Online Quizzes:** Utilize platforms that offer quizzes on congruence and similarity, providing immediate feedback to students.
- **Video Tutorials:** Suggest video resources that explain the concepts of congruence and similarity in engaging ways.

Conclusion

The congruent and similar triangles worksheet is a vital resource for students to build their understanding of fundamental geometric concepts. By incorporating definitions, examples, problem sets, and technology, educators can create an engaging and effective learning environment. As students become more comfortable with these concepts, they will be better prepared to tackle more advanced topics in geometry, ultimately enhancing their overall mathematical proficiency.

Frequently Asked Questions

What are the main differences between congruent and similar triangles?

Congruent triangles have the same size and shape, meaning all corresponding sides and angles are equal. Similar triangles have the same shape but can differ in size; their corresponding angles are equal and corresponding sides are in proportion.

How can you determine if two triangles are congruent?

Two triangles are congruent if they satisfy one of the congruence criteria: SSS (Side-Side-Side), SAS (Side-Angle-Side), ASA (Angle-Side-Angle), AAS (Angle-Angle-Side), or HL (Hypotenuse-Leg for right triangles).

What is the purpose of a worksheet on congruent and similar triangles?

A worksheet on congruent and similar triangles helps students practice identifying, proving, and applying the properties of these triangles, enhancing their understanding of geometric concepts and relationships.

What types of problems might be included in a congruent and similar triangles worksheet?

Problems may include identifying congruent or similar triangles, calculating missing side lengths using ratios, proving triangles are similar or congruent, and applying these concepts in real-world scenarios.

How do you solve for missing angles in similar triangles?

To solve for missing angles in similar triangles, use the property that corresponding angles are equal. If you know one angle, you can find the others by using the fact that the sum of angles in a triangle is always 180 degrees.

Can you provide an example of how to use the properties of similar triangles in a real-life situation?

One real-life application is in architecture, where similar triangles can be used to determine the height of a building by comparing it to a smaller, similar structure. By measuring the smaller structure and using proportions, the height of the larger triangle can be calculated.

Find other PDF article:

<https://soc.up.edu.ph/15-clip/Book?dataid=sXv94-2466&title=couples-therapy-communication-worksheets.pdf>

Congruent And Similar Triangles Worksheet

"Congruent" | HiNative

Q&A about usage, example sentences, meaning and synonyms of word "Congruent". more than 11 answers from native speakers about natural usage and nuances of Talk.

Congruent Triangles: Definition, Properties, Videos and Solved

Congruent Triangles We all know that a triangle has three angles, three sides and three vertices. Depending on similarities in the measurement of sides, triangles are classified as equilateral, ...

Congruence of Triangles: Criteria for Congruent Triangles ... - Toppr

Congruent objects are exact replicas of each other. The relation of two objects being congruent is called congruence. In this article, we will study about Congruent Triangles and how to ...

What are the differences between similar triangles and congruent ...

Congruent figures are the same shape and size. Similar figures are the same shape, but not necessarily the same size. Note that if two figures are congruent, then they are also similar, ...

What is the difference between "incongruent" and ... - HiNative

Synonym for incongruent Incongruent things are not the same as each other or not agreeing with each other. In geometry, two figures are congruent if one can be made into the other through ...

"congruent" vs "consistent" | HiNative

Congruent is a specific term in math. Consistent is used to describe every day things that line up logically. "Their stories were consistent, so we assume that's what happened." 1 like

What is the difference between "congruent" and ... - HiNative

Synonym for congruent Congruent is a specific term in math. Consistent is used to describe every day things that line up logically. "Their stories were consistent, so we assume that's what ...

If two triangles are congruent, are they similar? Please ... - Toppr

If two triangles are congruent then all corresponding sides as well as corresponding angles of one triangle are equal to those of other triangles. This can happen in four cases one - when all ...

In Delta ABC and Delta PQR, $AB = AC$, angle C = angle P and

Two triangles are congruent if their corresponding sides are equal in length and their corresponding angles are equal. In geometry, an isosceles triangle is a triangle that has two ...

Arc of a Circle: Videos, Major and Minor Arc, Concepts, Solved

The degree measure of each of the semi-circles is 180 degrees. Congruent Circles If the radii of two circles are exactly the same value, then the circles are called to be congruent. Concentric ...

"Congruent" | HiNative

Q&A about usage, example sentences, meaning and synonyms of word "Congruent". more than 11 answers from native speakers about natural usage and nuances of Talk.

Congruent Triangles: Definition, Properties, Videos and Solved

Congruent Triangles We all know that a triangle has three angles, three sides and three vertices. Depending on similarities in the measurement of sides, triangles are classified as equilateral, ...

Congruence of Triangles: Criteria for Congruent Triangles ... - Toppr

Congruent objects are exact replicas of each other. The relation of two objects being congruent is called congruence. In this article, we will study about Congruent Triangles and how to ...

What are the differences between similar triangles and congruent ...

Congruent figures are the same shape and size. Similar figures are the same shape, but not necessarily the same size. Note that if two figures are congruent, then they are also similar, ...

What is the difference between "incongruent" and ... - HiNative

Synonym for incongruent Incongruent things are not the same as each other or not agreeing with each other. In geometry, two figures are congruent if one can be made into the other through ...

"congruent" | "consistent" | HiNative

Congruent is a specific term in math. Consistent is used to describe every day things that line up logically. "Their stories were consistent, so we assume that's what happened." 1 like

What is the difference between "congruent" and ... - HiNative

Synonym for congruent Congruent is a specific term in math. Consistent is used to describe every day things that line up logically. "Their stories were consistent, so we assume that's what ...

If two triangles are congruent, are they similar? Please ... - Toppr

If two triangles are congruent then all corresponding sides as well as corresponding angles of one triangle are equal to those of other triangles. This can happen in four cases one - when all ...

In Delta ABC and Delta PQR, $AB = AC$, angle C = angle P and

Two triangles are congruent if their corresponding sides are equal in length and their corresponding angles are equal. In geometry, an isosceles triangle is a triangle that has two ...

Arc of a Circle: Videos, Major and Minor Arc, Concepts, Solved

The degree measure of each of the semi-circles is 180 degrees. Congruent Circles If the radii of two circles are exactly the same value, then the circles are called to be congruent. Concentric ...

Enhance your geometry skills with our comprehensive congruent and similar triangles worksheet. Perfect for practice and understanding! Learn more now!

[Back to Home](#)