

Composite Figures Worksheet With Answers

Name : _____

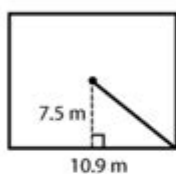
Score : _____ Date : _____



Areas of Regular Polygons and Composite Figures Worksheet

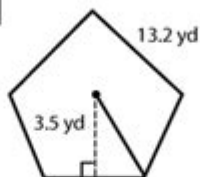
Find the area of the given regular polygons and composite figures

1



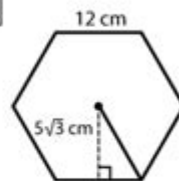
Area = _____

2



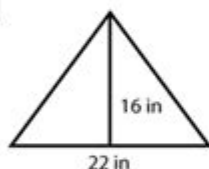
Area = _____

3



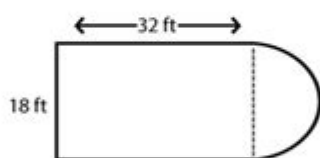
Area = _____

4



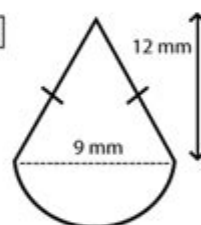
Area = _____

5



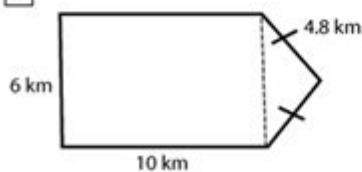
Area = _____

6



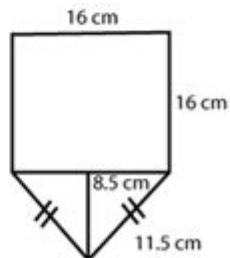
Area = _____

7



Area = _____

8



Area = _____

Composite figures worksheet with answers is an essential educational tool designed to help students understand and practice the concept of composite figures in geometry. Composite figures are shapes that are made up of two or more simple geometric shapes, such as rectangles, triangles, circles, and more. By working through a composite figures worksheet, students can develop their skills in calculating area, perimeter, and volume, as well as enhancing their problem-solving abilities. This article will explore the importance of composite figures, how to create effective worksheets, and provide sample problems along with answers.

Understanding Composite Figures

Composite figures can be found in various real-world applications, ranging from architecture to engineering. A composite figure can be broken down into simpler shapes, allowing for easier calculations of area and perimeter. Here are some key concepts related to composite figures:

1. Definition of Composite Figures

Composite figures are created by combining two or more basic geometric shapes. For example:

- A rectangle combined with a semicircle on one end.
- A triangle placed on top of a rectangle.

2. Importance of Composite Figures in Geometry

Understanding composite figures is crucial for several reasons:

- Real-World Applications: Many objects in our environment are composite figures, making it essential for students to grasp their properties.
- Foundation for Advanced Concepts: Mastering composite figures prepares students for more complex topics in geometry and calculus.
- Enhancement of Spatial Awareness: Working with composite figures helps to improve spatial reasoning skills, which are vital in mathematics and other fields.

Creating a Composite Figures Worksheet

When designing a composite figures worksheet, it's essential to consider several factors to ensure it is both educational and engaging. Here's a step-by-step guide to creating an effective worksheet.

1. Determine the Learning Objectives

Identify what you want your students to learn. Common objectives include:

- Calculating the area and perimeter of composite figures.
- Understanding how to decompose composite figures into simpler shapes.
- Applying formulas for area and perimeter appropriately.

2. Include a Variety of Problems

Incorporate different types of problems to cater to varying skill levels and learning styles.

Consider including:

- Basic Calculation Problems: Simple composite figures with straightforward calculations.
- Word Problems: Real-life scenarios where students must apply their knowledge.
- Challenge Problems: More complex figures that require critical thinking and problem-solving skills.

3. Provide Clear Instructions

Ensure that each problem includes clear, concise instructions. Consider using bullet points for clarity. For example:

- "Calculate the area of the composite figure."
- "Find the perimeter of the shape."

4. Include Visual Aids

Visual representations of composite figures are crucial. Ensure that each problem includes a diagram that clearly shows the shape. Consider using different colors or shading to distinguish between the simple shapes that make up the composite figure.

5. Add an Answer Key

Including an answer key is important for self-assessment. This helps students verify their work and learn from their mistakes.

Sample Composite Figures Worksheet Problems

Below are some sample problems that can be included in a composite figures worksheet, along with their answers.

Problem 1: Area of a Composite Figure

A rectangle measuring 10 cm by 5 cm has a semicircle with a diameter of 5 cm attached to one of its longer sides. Calculate the total area of the composite figure.

- Area of Rectangle = Length \times Width = 10 cm \times 5 cm = 50 cm²
- Radius of Semicircle = Diameter / 2 = 5 cm / 2 = 2.5 cm
- Area of Semicircle = $(\pi \times r^2) / 2 = (\pi \times (2.5 \text{ cm})^2) / 2 = (\pi \times 6.25 \text{ cm}^2) / 2 \approx 9.82 \text{ cm}^2$

- Total Area = Area of Rectangle + Area of Semicircle $\approx 50 \text{ cm}^2 + 9.82 \text{ cm}^2 \approx 59.82 \text{ cm}^2$

Answer: Total Area $\approx 59.82 \text{ cm}^2$

Problem 2: Perimeter of a Composite Figure

Consider a figure made up of a rectangle (4 m by 3 m) and a triangle on top with a base of 3 m and a height of 2 m. Calculate the perimeter.

- Perimeter of Rectangle = $2(\text{Length} + \text{Width}) = 2(4 \text{ m} + 3 \text{ m}) = 14 \text{ m}$
- Calculate the length of the hypotenuse of the triangle using the Pythagorean theorem:
 $a^2 + b^2 = c^2$
- $c^2 = (3 \text{ m})^2 + (2 \text{ m})^2 = 9 \text{ m}^2 + 4 \text{ m}^2 = 13 \text{ m}^2$; thus, $c = \sqrt{13} \text{ m} \approx 3.61 \text{ m}$
- Perimeter of Triangle = Base + $2 \times$ Hypotenuse $\approx 3 \text{ m} + 2 \times 3.61 \text{ m} \approx 10.22 \text{ m}$
- Total Perimeter = Perimeter of Rectangle + Perimeter of Triangle $\approx 14 \text{ m} + 10.22 \text{ m} \approx 24.22 \text{ m}$

Answer: Total Perimeter $\approx 24.22 \text{ m}$

Problem 3: Volume of a Composite Figure

A composite figure consists of a rectangular prism with a base area of 20 m^2 and a height of 5 m, topped with a cylinder that has a radius of 2 m and a height of 5 m. Calculate the total volume.

- Volume of Rectangular Prism = Base Area \times Height = $20 \text{ m}^2 \times 5 \text{ m} = 100 \text{ m}^3$
- Volume of Cylinder = $\pi \times r^2 \times h = \pi \times (2 \text{ m})^2 \times 5 \text{ m} = 20\pi \text{ m}^3 \approx 62.83 \text{ m}^3$
- Total Volume = Volume of Rectangular Prism + Volume of Cylinder $\approx 100 \text{ m}^3 + 62.83 \text{ m}^3 \approx 162.83 \text{ m}^3$

Answer: Total Volume $\approx 162.83 \text{ m}^3$

Conclusion

Creating a comprehensive composite figures worksheet with answers is an effective way to enhance students' understanding of geometry. By incorporating a variety of problems, clear instructions, and visual aids, educators can provide a valuable resource that promotes learning and engagement. As students practice with composite figures, they not only improve their mathematical skills but also gain confidence in their ability to tackle complex problems, preparing them for future challenges in mathematics and beyond.

Frequently Asked Questions

What is a composite figure in geometry?

A composite figure is a shape that is made up of two or more simple geometric shapes, such as rectangles, triangles, and circles.

How do you calculate the area of a composite figure?

To calculate the area of a composite figure, you can break it down into its component shapes, find the area of each shape, and then sum those areas.

What types of shapes can be combined to form a composite figure?

Composite figures can be formed from a variety of simple shapes, including squares, rectangles, triangles, circles, and trapezoids.

Are there any specific formulas for finding the perimeter of composite figures?

To find the perimeter of a composite figure, you add the lengths of all the outer sides. If there are inner sides where shapes meet, those are not included.

Where can I find worksheets for practicing composite figures?

You can find worksheets for composite figures on educational websites, math resource sites, or by searching for printable worksheets specifically designed for geometry practice.

What grade level typically studies composite figures?

Composite figures are typically studied in middle school, usually around 6th to 8th grade, as part of geometry curriculum.

Are answers provided with composite figures worksheets?

Many composite figures worksheets come with answers or answer keys to help students check their work and understand the solutions.

Find other PDF article:

<https://soc.up.edu.ph/24-mark/pdf?dataid=Cbd86-5334&title=fundamental-linear-algebra-larson-solutions-manual.pdf>

Composite Figures Worksheet With Answers

COMPOSITE Definition & Meaning - Merriam-Webster

Jul 8, 2012 · The meaning of COMPOSITE is made up of distinct parts or elements. How to use composite in a sentence.

COMPOSITE | English meaning - Cambridge Dictionary

COMPOSITE definition: 1. something that is made of various different parts: 2. a material made up of more than one.... Learn more.

Composite material - Wikipedia

A sandwich-structured composite is a special class of composite material that is fabricated by attaching two thin but stiff skins to a lightweight but thick core.

COMPOSITE definition and meaning | Collins English Dictionary

A composite object or item is made up of several different things, parts, or substances. ...composite pictures with different faces superimposed over one another. Composite is also a ...

What Are Composites? - Composites 101 | CompositesLab

A composite is a material made from two or more different materials that, when combined, are stronger than those individual materials by themselves. Simply put, composites are a ...

Composite - definition of composite by The Free Dictionary

1. made up of disparate or separate parts or elements; compound: a composite picture; a composite philosophy. 2. belonging to the composite family of plants.

What's Composite Material? Types and Uses - RapidDirect

Nov 13, 2024 · Composite is a compound material made by combining two or more constituents, each having different chemical and physical characteristics. This type of combination usually ...

composite - Wiktionary, the free dictionary

Jun 20, 2025 · composite (comparative more composite, superlative most composite) Made up of multiple components; compound or complex. (architecture) Being a mixture of Ionic and ...

What is a Composite Material? A Complete Guide to Composites

A composite material is a type of material that is created by combining two or more constituent materials with dissimilar chemical or physical properties. In combining these two materials, the ...

Composite material | Construction, Strength, Durability | Britannica

Jun 5, 2025 · Composite material, a solid material that results when two or more different substances, each with its own characteristics, are combined to create a new substance whose ...

COMPOSITE Definition & Meaning - Merriam-Webster

Jul 8, 2012 · The meaning of COMPOSITE is made up of distinct parts or elements. How to use composite in a sentence.

COMPOSITE | English meaning - Cambridge Dictionary

COMPOSITE definition: 1. something that is made of various different parts: 2. a material made up of more than one.... Learn more.

Composite material - Wikipedia

A sandwich-structured composite is a special class of composite material that is fabricated by attaching two thin but stiff skins to a lightweight but thick core.

COMPOSITE definition and meaning | Collins English Dictionary

A composite object or item is made up of several different things, parts, or substances. ...composite pictures with different faces superimposed over one another. Composite is also a ...

What Are Composites? - Composites 101 | CompositesLab

A composite is a material made from two or more different materials that, when combined, are stronger than those individual materials by themselves. Simply put, composites are a ...

Composite - definition of composite by The Free Dictionary

1. made up of disparate or separate parts or elements; compound: a composite picture; a composite philosophy. 2. belonging to the composite family of plants.

What's Composite Material? Types and Uses - RapidDirect

Nov 13, 2024 · Composite is a compound material made by combining two or more constituents, each having different chemical and physical characteristics. This type of combination usually ...

composite - Wiktionary, the free dictionary

Jun 20, 2025 · composite (comparative more composite, superlative most composite) Made up of multiple components; compound or complex. (architecture) Being a mixture of Ionic and ...

What is a Composite Material? A Complete Guide to Composites

A composite material is a type of material that is created by combining two or more constituent materials with dissimilar chemical or physical properties. In combining these two materials, the ...

Composite material | Construction, Strength, Durability | Britannica

Jun 5, 2025 · Composite material, a solid material that results when two or more different substances, each with its own characteristics, are combined to create a new substance whose ...

Unlock your math skills with our composite figures worksheet with answers! Practice and master the concepts today. Learn more to elevate your understanding!

[Back to Home](#)