



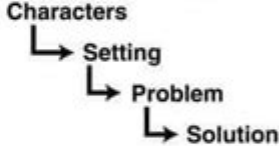

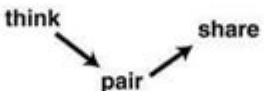


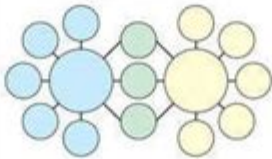



Comprehension Strategies For Middle School

Reading Comprehension Strategies

<p>Re-read the Text</p> <p>more information = more understanding</p>	<p>Activate Prior Knowledge</p> 	<p>Use Context Clues</p> 
<p>Infer Meaning</p> 	<p>Think Aloud</p> 	<p>Summarize the Story</p> 
<p>Locate Key Words</p> 	<p>Make Predictions</p> 	<p>Use Word Attack Strategies</p> <p>rereading</p> <p>re · read · ing</p> 
<p>Visualize</p> 	<p>Use Graphic Organizers</p> 	<p>Evaluate Understanding</p> 

Comprehension strategies for middle school are essential tools that help students develop critical reading skills necessary for academic success. As students transition from elementary to middle school, the complexity of texts increases significantly. Therefore, teaching effective comprehension strategies becomes crucial in fostering a deeper understanding of diverse subjects. In this article, we will explore various strategies that educators and parents can employ to enhance students' reading comprehension skills, providing them with the tools they need to navigate challenging texts confidently.

Understanding the Importance of Comprehension Strategies

Reading comprehension is not just about decoding words; it's about understanding and interpreting the information presented in texts. Middle school students are often required to read more complex materials, including textbooks, novels, and informational articles. Here's why comprehension strategies are important:

- **Enhanced Critical Thinking:** Comprehension strategies encourage students to analyze and evaluate information, fostering critical thinking skills.
- **Increased Engagement:** Engaging with texts through various strategies can make reading more enjoyable and meaningful for students.
- **Improved Academic Performance:** Strong comprehension skills are linked to better performance across all subjects, as students can grasp concepts and ideas more effectively.
- **Preparation for Future Learning:** Developing reading comprehension skills prepares students for higher education and lifelong learning.

Key Comprehension Strategies for Middle School Students

To effectively improve reading comprehension, educators can introduce a variety of strategies tailored to middle school students' needs. Here are some key strategies that have proven effective:

1. Previewing Texts

Before diving into a new text, students should be encouraged to preview the material. This strategy involves:

- Looking at titles, headings, and subheadings to predict content.
- Examining images, charts, and graphs for additional context.
- Reading the introduction and conclusion for a summary of key points.

Previewing helps students activate prior knowledge and set a purpose for reading, making it easier to absorb new information.

2. Questioning

Encouraging students to ask questions before, during, and after reading can significantly improve comprehension. This technique can be broken down into three types of questions:

- **Before Reading:** What do I already know about this topic? What do I want to learn?
- **During Reading:** What is happening now? Why did the character make that choice?
- **After Reading:** What were the main ideas? How does this connect to what I already know?

Teaching students to formulate questions can help them engage with the text and clarify their understanding.

3. Summarizing

Summarizing is a powerful strategy that helps students distill the main ideas and essential details from a text. Here's how to guide students in summarizing:

1. Identify the main idea of each section or paragraph.
2. Highlight key supporting details that relate to the main idea.
3. Use the main ideas and details to construct a concise summary in their own words.

Summarizing encourages students to synthesize information, leading to better retention and understanding.

4. Visualizing

Visualization involves creating mental images based on the text. This strategy can be particularly effective for middle school students, as it engages their imagination and reinforces understanding. To practice visualization:

- Encourage students to close their eyes and picture scenes as they read.
- Ask them to draw scenes or create graphic organizers that represent the text visually.
- Discuss how their mental images relate to the text and what details stood out to them.

Visualizing helps students connect emotionally with the material, enhancing comprehension.

5. Making Connections

Helping students make connections between the text and their own experiences, other texts, or the world around them can deepen their understanding. There are three types of connections:

- **Text-to-Self:** How does this relate to my own life?
- **Text-to-Text:** How does this compare to another book or article I've read?
- **Text-to-World:** What real-world events relate to this text?

Encouraging these connections can make reading more relevant and engaging for students.

6. Think-Alouds

Modeling the process of thinking aloud while reading can demystify comprehension strategies for middle school students. Teachers can demonstrate how to:

- Predict what might happen next in the text.
- Clarify confusing sections by rephrasing or summarizing.
- Reflect on personal reactions or thoughts about the content.

Think-alouds provide students with a framework for their own thinking processes, making comprehension more accessible.

7. Graphic Organizers

Using graphic organizers can help students visually structure their thoughts and information. Some effective graphic organizers include:

- **Venn Diagrams:** Compare and contrast characters or themes.
- **Story Maps:** Outline the plot, setting, and characters in fiction.
- **Cause and Effect Charts:** Identify relationships between events in nonfiction.

Graphic organizers facilitate better organization of information, making it easier for students to analyze and summarize.

Implementing Comprehension Strategies in the Classroom

To successfully implement these comprehension strategies, educators can follow these steps:

1. **Modeling:** Demonstrate each strategy through think-alouds and guided practice.
2. **Collaboration:** Encourage students to work in pairs or small groups to practice strategies together.
3. **Feedback:** Provide constructive feedback on students' use of strategies to help them improve.
4. **Assessment:** Use assessments to evaluate students' comprehension and adjust instruction as needed.

By actively engaging students in the learning process and providing continuous support, educators can significantly improve their reading comprehension skills.

Conclusion

Incorporating **comprehension strategies for middle school** into the curriculum is essential for developing confident and capable readers. By teaching students how to preview texts, question, summarize, visualize, make connections, and utilize graphic organizers, educators can equip them with the necessary skills to tackle complex texts. These strategies not only enhance comprehension but also foster a love for reading, encouraging students to explore the world through literature. As we continue to support middle school students in their reading journeys, we open doors to new ideas, perspectives, and knowledge that will serve them well into the future.

Frequently Asked Questions

What are comprehension strategies, and why are they important for middle school students?

Comprehension strategies are techniques that help students understand, interpret, and engage with texts. They are important for middle school students as they enhance reading skills, promote critical thinking, and support academic success across subjects.

How can graphic organizers assist middle school students in improving their reading comprehension?

Graphic organizers help students visually map out information, making it easier to identify main ideas, relationships, and key details in a text. This visual representation aids in retention and understanding.

What role does summarization play in comprehension strategies for middle schoolers?

Summarization encourages students to distill information into their own words, reinforcing understanding and retention. It helps them identify core ideas and eliminates irrelevant details, enhancing overall comprehension.

How can questioning techniques enhance comprehension skills in middle school students?

Questioning techniques prompt students to think critically about the text, encouraging them to ask and answer questions. This active engagement fosters deeper understanding and helps clarify confusing concepts.

What is the significance of teaching vocabulary as a comprehension strategy in middle school?

Teaching vocabulary is crucial because a strong vocabulary enables students to understand and interpret texts more effectively. It helps them grasp nuanced meanings and improves overall reading fluency.

How can teachers incorporate metacognitive strategies to improve reading comprehension in middle school?

Teachers can encourage metacognitive strategies by having students reflect on their reading processes, such as predicting, questioning, and summarizing. This self-awareness helps them monitor their understanding and adjust their strategies as needed.

What is the importance of making connections to prior knowledge in comprehension strategies?

Making connections to prior knowledge helps students relate new information to what they already know, enhancing understanding and retention. It allows them to build a framework for integrating new concepts.

How can collaborative learning enhance comprehension strategies in middle school classrooms?

Collaborative learning fosters discussion and peer interaction, which can lead to diverse perspectives and deeper understanding. Working in groups allows students to articulate their thoughts, clarify doubts, and collectively enhance their comprehension skills.

Find other PDF article:

<https://soc.up.edu.ph/10-plan/pdf?trackid=Vnc62-2763&title=bob-dylan-highway-61-revisited.pdf>

Comprehension Strategies For Middle School

How to Take, Restore and Use Snapshots in VirtualBox

Jul 4, 2024 · You can use snapshots to save a particular state of a virtual machine. This is helpful when you need to test something or change the VM and want to go back to a working instance.

How to use snapshots in VirtualBox - TechRepublic

Nov 28, 2016 · I'll walk you through the steps of taking a snapshot and rolling back to a snapshot in VirtualBox. You'll be surprised by how easy this process is to complete.

Best practices for using VMware snapshots in the vSphere ...

Jul 7, 2025 · This article provides best practices for using VMware snapshots feature. Follow these best practices when using VMware snapshots in the vSphere environment : Do not use VMware ...

Understanding VMware Virtual Machine Snapshots: What You ...

Apr 3, 2025 · VMware virtual machine snapshots work differently. Snapshots capture the VM's state at a specific moment, creating delta files that track changes from that point forward.

Understanding the Correct Use of VM Snapshots - Parallels

May 28, 2021 · Find out what is stored when taking a VM snapshot and the scenarios when you should use VM snapshots in your organization.

Step-by-Step Guide to Creating Snapshots of Virtual Machines in ...

Jan 2, 2025 · Learn how to create and manage snapshots of virtual machines in VMware vSphere. This detailed guide includes step-by-step instructions, best practices, and a lab tutorial for ...

How to Create and Use VirtualBox Snapshots - Baeldung

Mar 18, 2024 · In this article, we explored VirtualBox Snapshots, a tool for taking incremental snapshots of virtual machine states. We learned how to create snapshots, make changes, and ...

What Is A Snapshot Of A Virtual Machine - Robots.net

Nov 15, 2023 · Snapshots are often used in virtual machine environments to save the current state before performing critical or potentially risky operations. For example, when updating software or ...

How to Create and Manage Snapshots in VirtualBox - The ...

Learn how to create and restore snapshots in VirtualBox step-by-step. Complete tutorial with practical tips and tricks.

Chapter 13. Saving and restoring virtual machine state by using ...

To save the current state of a virtual machine (VM), you can create a snapshot of the VM. Afterwards, you can revert to the snapshot to return the VM to the saved state. A VM snapshot ...

Google Traductor

Google Traductor permite traducir palabras, frases y páginas web entre más de 100 idiomas de

forma instantánea y gratuita.

DeepL Translate - El mejor traductor del mundo

Descubre todo el poder de DeepL con la prueba de DeepL Pro gratuita Prueba DeepL Pro gratis 30 días Tu versión gratuita del Traductor de DeepL Máx. 1500 caracteres traducidos Máx. 3 ...

El Traductor de Google: un intérprete personal en tu teléfono u ...

Entiende el mundo que te rodea y comunícate en distintos idiomas con el Traductor de Google. Puedes traducir texto, voz, imágenes, documentos, sitios web y más en todos tus dispositivos.

Traductor de Google - Apps en Google Play

Es posible que Google Traductor te solicite permiso para acceder a las siguientes funciones: • Micrófono para las traducciones de voz • Cámara para traducir texto con ella • ...

Reverso | Traducción y diccionario gratis

El traductor IA más avanzado del mundo en inglés, francés, alemán, ruso y muchos otros idiomas. Disfruta de los últimos avances en inteligencia artificial aplicada a la traducción ...

TRADUCTOR de Cambridge | inglés español

Traductor en línea gratuito y mejorado con definiciones, pronunciaciones, sinónimos y ejemplos. Funciona para los 19 idiomas más utilizados en la web.

Traductor de inglés al español - Traductor de Yandex

¿Necesitas traducir del Inglés al Español? ¡El traductor de Yandex es la herramienta perfecta para ti! Traduce de manera fácil y rápida cualquier palabra o frase que necesites. ¡Mejora tu ...

Traductor - EL MUNDO

Con el traductor gratuito online de EL MUNDO puedes traducir al instante palabras y frases de inglés, francés, italiano, alemán y portugués.

DeepL Translate: The world's most accurate translator

Translate texts & full document files instantly. Accurate translations for individuals and Teams. Millions translate with DeepL every day.

Traductor de Google

Iniciar sesión Traductor Traductor de Google Información del Traductor de Google Privacidad y TérminosAyudaEnviar comentariosInformación de Google Tipos de traducción Texto

Discover effective comprehension strategies for middle school students to enhance reading skills and boost academic performance. Learn more to support your learners!

[Back to Home](#)