




Compare And Contrast Worksheets

Name: _____


Comparing and Contrasting Me



Looking into your similarities and differences may also help someone realize how one object complements another object. Think about your sister/brother/best friend. Compare and contrast you and your sister/brother/friend as guided by the chart below.

YOU		_____ sister/brother/friend
	SIMILARITIES	
	COMPLEXION	
	HOBBIES	
	FAVORITE FOOD	
	PERSONALITY	

COMPARE AND CONTRAST WORKSHEETS

KIDSKONNECT.COM 

Compare and contrast worksheets are essential educational tools that aid students in developing critical thinking skills as well as enhancing their ability to analyze and synthesize information. These worksheets guide learners in exploring similarities and differences between two or more subjects, fostering a deeper understanding of the material. This article delves into the various aspects of compare and contrast worksheets, including their purpose, structure, benefits, types, and effective strategies for creating and utilizing them in the classroom.

Purpose of Compare and Contrast Worksheets

Compare and contrast worksheets serve several essential purposes in the educational landscape. They are designed to help students:

1. **Develop Critical Thinking Skills:** By examining similarities and differences, students learn to analyze information critically, thereby improving their reasoning abilities.
2. **Enhance Organizational Skills:** These worksheets encourage learners to categorize and organize their thoughts, which aids in structuring their ideas logically.
3. **Facilitate Deeper Understanding:** Engaging with materials in a comparative format allows students to gain deeper insights and connections between concepts.
4. **Prepare for Writing:** These worksheets often serve as pre-writing exercises, helping students to outline their ideas before diving into more complex writing tasks.

Structure of Compare and Contrast Worksheets

A well-structured compare and contrast worksheet typically includes specific components that guide students through the process. The following elements are often found in these worksheets:

1. Introduction Section

This section introduces the subjects that will be compared and contrasted. It usually includes:

- Brief descriptions of each subject.
- A clear thesis statement that outlines the purpose of the comparison.

2. Comparison and Contrast Grid or Venn Diagram

A visual representation is a key feature of many compare and contrast worksheets. Common formats include:

- Venn Diagrams: Overlapping circles that illustrate similarities (in the overlap) and differences (in the non-overlapping sections).
- Comparison and Contrast Charts: Tables that list characteristics of each subject side by side for easier analysis.

3. Analysis Section

In this part, students are encouraged to elaborate on their findings. This may include:

- Analyzing the significance of the similarities and differences.
- Discussing how the comparison affects their understanding of the subjects.

4. Conclusion Section

This segment provides students with an opportunity to summarize their insights and reflect on the

implications of their comparison.

Benefits of Using Compare and Contrast Worksheets

The use of compare and contrast worksheets in educational settings offers a multitude of benefits, both for students and educators:

1. Improved Analytical Skills

By engaging with materials in a comparative manner, students enhance their ability to analyze information critically. They learn to recognize patterns, make connections, and evaluate evidence.

2. Increased Engagement

These worksheets can make learning more interactive and engaging. The hands-on nature of comparing and contrasting encourages students to actively participate in the learning process.

3. Versatility Across Subjects

Compare and contrast worksheets can be applied across various subjects, from literature and history to science and mathematics. This versatility makes them valuable tools for educators in diverse fields.

4. Support for Diverse Learning Styles

Different students have varying learning preferences. Visual learners benefit from diagrams, while analytical thinkers appreciate structured charts. Compare and contrast worksheets can cater to multiple learning styles simultaneously.

5. Foundation for Writing Skills

These worksheets provide a strong foundation for writing assignments. By organizing their thoughts and findings, students can create more coherent essays and reports.

Types of Compare and Contrast Worksheets

There are several types of compare and contrast worksheets, each designed to suit different educational needs:

1. Literary Comparison Worksheets

These worksheets focus on comparing characters, themes, and settings in literature. They help students to analyze texts critically and draw comparisons between different works.

2. Historical Comparison Worksheets

These worksheets encourage students to compare historical events, figures, or periods. They can help in understanding how different events influence one another and shape the world.

3. Scientific Comparison Worksheets

These worksheets are designed for comparing scientific concepts, theories, or processes. They allow students to analyze similarities and differences in scientific methods or findings.

4. Thematic Comparison Worksheets

These worksheets focus on comparing themes across different mediums, such as films, books, or artworks. They help students to explore how themes manifest in various contexts.

5. Compare and Contrast in Mathematics

In math, these worksheets can help students compare different problem-solving strategies or mathematical concepts, enhancing their understanding of the subject.

Strategies for Creating Effective Compare and Contrast Worksheets

Creating effective compare and contrast worksheets requires thoughtful planning and consideration of student needs. Here are some strategies for developing impactful worksheets:

1. Choose Relevant Subjects

Selecting subjects that are relevant and interesting to students is crucial. Ensure that the subjects have enough similarities and differences to foster meaningful discussion.

2. Incorporate Visual Aids

Utilize diagrams and charts to enhance understanding. Visual aids can help students organize their thoughts and make comparisons clearer.

3. Provide Clear Instructions

Ensure that the instructions for completing the worksheet are clear and straightforward. This helps students understand the task and reduces confusion.

4. Offer Examples

Providing examples of completed compare and contrast worksheets can guide students in understanding what is expected of them.

5. Encourage Collaboration

Consider incorporating group work or pair activities. Collaborating with peers can enhance engagement and provide diverse perspectives on the subjects being compared.

Using Compare and Contrast Worksheets in the Classroom

Incorporating compare and contrast worksheets into classroom activities can be highly beneficial. Here are some techniques for effectively using these worksheets:

1. As a Pre-Assessment Tool

Before introducing a new topic, teachers can use compare and contrast worksheets to gauge students' prior knowledge and misconceptions about the subject matter.

2. During Group Discussions

After students complete their worksheets, facilitate group discussions where they can share their findings. This encourages peer learning and allows students to articulate their thoughts.

3. For Homework Assignments

Assigning compare and contrast worksheets as homework can reinforce classroom learning and encourage students to think critically outside of school hours.

4. As a Review Activity

These worksheets can serve as effective review tools before assessments. They help students consolidate their understanding of key concepts and prepare for tests.

5. Integrating Technology

Utilize digital platforms to create interactive compare and contrast worksheets. This can enhance student engagement and allow for more dynamic presentations of information.

Conclusion

In conclusion, compare and contrast worksheets are invaluable educational resources that facilitate critical thinking, enhance organizational skills, and promote deeper understanding across various subjects. Their structured format, combined with the benefits they offer, makes them a versatile tool for educators. By selecting relevant subjects, incorporating visual aids, and encouraging collaboration, teachers can create effective worksheets that engage students and foster a love for learning. With their broad applicability and effectiveness, compare and contrast worksheets will continue to be an essential component of educational practices.

Frequently Asked Questions

What are compare and contrast worksheets?

Compare and contrast worksheets are educational tools that help students analyze similarities and differences between two or more subjects, concepts, or items. They typically include graphic organizers, Venn diagrams, or written prompts to guide students in their analysis.

How can compare and contrast worksheets benefit students?

These worksheets enhance critical thinking skills, improve comprehension, and encourage deeper understanding of topics by requiring students to evaluate relationships and distinctions. They also aid in developing writing skills as students articulate their findings.

What age groups are suitable for using compare and contrast worksheets?

Compare and contrast worksheets can be tailored for various age groups, starting from elementary students who can compare simple concepts, to high school students analyzing complex themes in literature or historical events.

Can compare and contrast worksheets be used in digital formats?

Yes, many educators are now using digital compare and contrast worksheets that can be filled out online. These digital formats often include interactive elements, allowing for easier sharing and collaboration among students.

What subjects are best suited for compare and contrast

worksheets?

Compare and contrast worksheets are versatile and can be used across various subjects, including literature, science, history, and social studies. They are particularly effective in subjects where analysis of themes, characters, or historical events is required.

Find other PDF article:

<https://soc.up.edu.ph/51-grid/files?trackid=GHm97-8380&title=root-word-worksheets-4th-grade.pdf>

Compare And Contrast Worksheets

compare to *compare with* 比较 - 比较

compare to 比较“...”“...”
We often compare a teacher to a candle
compare to 比较compare with 比较 ...

compare□□□□□□_□□□□

```
compare(v, (1)1)compare("1")
2)compare(1) ...
```

Beyond Compare□□□□□□□□□□□□□□ - □□

Beyond Compare

compare A and/with/to B comparison? -

Apr 23, 2021 · To compare to is to point out or imply resemblances between objects regarded as essentially of a different order; to compare with is mainly to point out differences between ...

compare with *compare for* *□□ - □□□□*

Sep 24, 2024 · "compare with"□"compare for"□□□□□□:1. "compare with"□□□□□□□□□□□□□□□□□□
□□ □□□□□□□□□□□□□□□□□□□□ ...

beyond compare beyond compare

Apr 2, 2025 · Beyond Compare[REDACTED]Beyond Compare[REDACTED]
[REDACTED] [REDACTED]Beyond Compare[REDACTED] ...

compare with **compare and** **□□□□ - □□□□**

Sep 27, 2010 · compare 1. “.....” compare.....with..... compare.....to..... compare.....and..... If you compare his work with ...

beyond compare □□□□□□□□□□ □□□□□□ ...

Jan 12, 2017 · [UI](#) [beyond compare](#) [meld](#), [diff](#) [diffinity](#), [...](#)

PDF -

How to compare the differences between two PDF files on ...

Beyond Compare 4.12.0 (64-bit)
 File: C:\Users\user\Documents\Project\Report.docx
 Size: 1024000 bytes
 Date: 2023-10-27 10:30:00
 ...

compare to “...” “...” We often compare a teacher to a candle
compare to compare with rose is compared to love. we often compare her with her classmates.

```
compare v. (1) compare " "
2 compare
```

Beyond Compare --CRC CRC

Apr 23, 2021 · To compare to is to point out or imply resemblances between objects regarded as essentially of a different order; to compare with is mainly to point out differences between objects regarded as essentially of the same order.

Sep 24, 2024 · "compare with""compare for":1. "compare with""- Let's compare these two cars with each other to see which one is better.- I compared my exam results with my friend's and realized that I need to study harder. 2 ...

Apr 2, 2025 · Beyond CompareBeyond Compare
Beyond Compare

Sep 27, 2010 · compare 1. “.....” compare.....with..... compare.....to..... compare.....and..... If you compare his work with [and] hers, you’ ll find hers is much better.

Jan 12, 2017 · UI beyond compare meld, diffinity, 4G winmerge

How to compare the differences between two PDF files on Windows?

Beyond Compare

Discover effective compare and contrast worksheets to enhance learning! Explore various types

[Back to Home](#)