

# Comparing And Ordering Fractions Worksheets

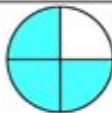
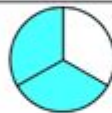
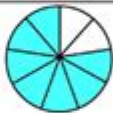
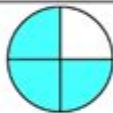

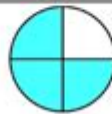











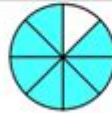


Name \_\_\_\_\_

Date \_\_\_\_\_



## COMPARING FRACTIONS WITH DIAGRAMS SHEET 3

Use the fraction diagrams to complete the missing fractions, and use the symbols  $>$ ,  $<$  and  $=$  to show how the fractions compare. The first one is done for you.

1)  $\frac{3}{5}$	 $\frac{2}{3}$	6) 	
$\frac{3}{5}$	$>$	$\frac{2}{3}$	
2) 		7) 	
3) 		8) 	
4) 		9) 	
5) 		10) 	

**Comparing and ordering fractions worksheets** are essential educational tools designed to help students grasp the concepts of fractions in a structured and engaging manner. Understanding how to compare and order fractions is a foundational skill in mathematics that will benefit students throughout their academic careers. This article will explore the importance of these worksheets, provide tips for effective usage, and list various resources available for educators and parents.

# Understanding Fractions

Fractions represent a part of a whole and consist of two numbers: the numerator (the top number) and the denominator (the bottom number). Comparing and ordering fractions involves determining which fractions are larger or smaller and arranging them in a specific sequence. This skill is crucial for higher mathematical operations and everyday problem-solving.

## The Importance of Comparing and Ordering Fractions

1. Foundation for Advanced Math: Mastering fractions is vital for understanding more complex mathematical concepts such as ratios, proportions, and algebra.
2. Real-World Applications: Fractions are used in cooking, construction, budgeting, and various everyday tasks, making it essential for students to understand how to compare and order them.
3. Boosts Critical Thinking: Engaging with fractions helps develop critical thinking skills, as students learn to analyze and solve problems systematically.

## Key Concepts in Comparing and Ordering Fractions

To effectively compare and order fractions, students need to understand several key concepts:

### 1. Common Denominators

Fractions can only be directly compared if they share the same denominator. Finding a common denominator allows students to convert fractions into equivalent forms, making it easier to determine which is larger or smaller.

### 2. Cross-Multiplication

Another method to compare fractions is cross-multiplication. By multiplying the numerator of one fraction by the denominator of the other, students can assess which product is larger, thus determining the larger fraction.

### **3. Visual Models**

Using visual aids, such as fraction circles or number lines, can help students better understand the relative sizes of fractions. Visual representations make abstract concepts more tangible, especially for younger learners.

## **Using Comparing and Ordering Fractions Worksheets**

Worksheets are a fantastic way to reinforce learning and provide practice opportunities. Here are some tips on how to use comparing and ordering fractions worksheets effectively:

### **1. Start with Basics**

Begin with simpler fractions, such as those with the same denominator or unit fractions (e.g.,  $\frac{1}{2}$ ,  $\frac{1}{3}$ ,  $\frac{1}{4}$ ). This approach helps build confidence before progressing to more complex comparisons.

### **2. Incorporate Mixed Numbers**

Once students are comfortable with simple fractions, introduce mixed numbers and improper fractions. This helps them understand how to deal with different fraction types.

### **3. Use Real-Life Examples**

Incorporate real-world scenarios in worksheets to make fractions relatable. For instance, using recipes or measuring ingredients can help students see the practical application of comparing and ordering fractions.

### **4. Encourage Group Work**

Encourage students to work in pairs or small groups. Collaborative learning can enhance understanding as students discuss their thought processes and strategies for comparing and ordering fractions.

# Types of Comparing and Ordering Fractions Worksheets

There are various types of worksheets available for teaching comparing and ordering fractions. Here are some popular options:

## 1. Basic Comparison Worksheets

These worksheets focus on comparing fractions with the same denominator and require students to identify which fraction is larger or smaller.

## 2. Ordering Worksheets

Worksheets that ask students to arrange a set of fractions in ascending or descending order help reinforce their understanding of the concept.

## 3. Word Problems

Incorporating word problems that involve comparing and ordering fractions helps students apply their knowledge to real-world situations.

## 4. Interactive Online Worksheets

Many educational websites offer interactive worksheets that provide instant feedback. These can be particularly engaging for students and can often adjust in difficulty based on the learner's progress.

## Recommended Resources for Comparing and Ordering Fractions Worksheets

Here are some valuable resources where educators and parents can find high-quality comparing and ordering fractions worksheets:

- **Education.com** - Offers a wide range of printable worksheets for different grade levels, focusing on

comparing and ordering fractions.

- **Khan Academy** - Provides interactive exercises and instructional videos that cover various aspects of fractions, including comparison and ordering.
- **Math-Aids.com** - This site allows users to create custom worksheets based on specific needs, including comparing and ordering fractions.
- **Teachers Pay Teachers** - A marketplace where educators can buy and sell original educational resources, including worksheets on fractions.
- **IXL** - Offers comprehensive practice in comparing and ordering fractions with personalized learning paths and immediate feedback.

## Conclusion

**Comparing and ordering fractions worksheets** are invaluable tools that provide students with the opportunity to practice and master the essential skill of understanding fractions. By utilizing these worksheets effectively and incorporating engaging activities, educators and parents can help students build a solid foundation in mathematics. With the right resources and approaches, students will not only become proficient in comparing and ordering fractions but also gain confidence in their overall math abilities.

## Frequently Asked Questions

### What are comparing and ordering fractions worksheets?

Comparing and ordering fractions worksheets are educational materials designed to help students learn how to compare different fractions and arrange them in order from least to greatest or vice versa.

### What grade levels typically use comparing and ordering fractions worksheets?

These worksheets are commonly used in elementary and middle school, particularly in grades 3 to 6, where students are introduced to fractions and their relationships.

### How can comparing and ordering fractions worksheets benefit students?

They help students strengthen their understanding of fractions, improve their number sense, and develop

skills for solving real-world problems involving fractions.

## **What strategies can be taught through these worksheets?**

Strategies include finding a common denominator, converting fractions to decimals, using visual models like number lines, and cross-multiplication for comparison.

## **Are there digital resources available for comparing and ordering fractions worksheets?**

Yes, many educational websites offer interactive digital worksheets that allow students to practice comparing and ordering fractions online.

## **What types of problems are included in these worksheets?**

Problems may include identifying which fraction is larger, arranging a set of fractions in order, and solving word problems that involve comparing fractions.

## **Can these worksheets be used for assessment purposes?**

Absolutely! Teachers can use them as formative assessments to gauge students' understanding of comparing and ordering fractions.

## **What materials do I need to create a comparing and ordering fractions worksheet?**

You typically need paper, markers, and a list of fractions to compare. You can also use online tools to generate printable worksheets.

## **How can parents help their children with comparing and ordering fractions at home?**

Parents can provide practice by using worksheets, playing fraction comparison games, and helping children visualize fractions with everyday objects like pizza or pie.

## **Are there common misconceptions students have about comparing fractions?**

Yes, common misconceptions include assuming that larger numerators always mean larger fractions, not understanding the need for a common denominator, and confusing the concept of 'greater than' and 'less than' with fraction sizes.

Find other PDF article:



Jun 24, 2023 · I'm so good at sleeping that I can do it with my eyes closed. ☺☺☺☺☺☺☺☺☺☺ ...

Apr 10, 2025 · Our list of best jokes of all time is like timeless treasures handed down through generations. ...

Dec 23, 2024 ·   ...

[Back to Home](#)