




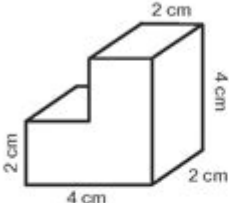
Composite Volume Worksheet

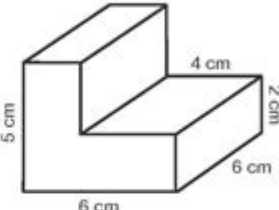
Volume of Compound 3D Shapes

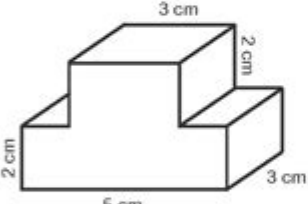


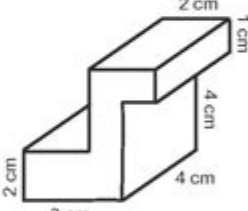
Find the volume of the following objects.

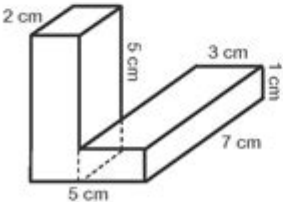
Section A

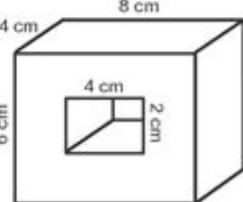
1) 

2) 

3) 

4) 

5) 

6) 

Composite volume worksheet is an essential educational tool used primarily in mathematics to help students understand and calculate the volumes of complex three-dimensional shapes. These worksheets typically feature various composite figures, which are made up of two or more simple geometric shapes, such as cubes, cylinders, spheres, and cones. Mastering the calculations involved in determining the volume of these composite shapes is crucial for students, particularly those in middle and high school, as it lays the groundwork for more advanced studies in geometry, physics, and engineering. This article will provide a comprehensive overview of composite volume worksheets, their importance, how to use them effectively, and various strategies for teaching and learning the concepts involved.

Understanding Composite Shapes

Composite shapes are formed by combining two or more simple geometric figures. To calculate the volume of these shapes, students must first identify the individual components and their respective volumes before summing them up. Understanding the basic formulae for calculating the volume of simple shapes is critical for this process.

Common Geometric Shapes and Their Volume Formulas

1. Cube:
 - $\text{Volume} = \text{side}^3$
2. Rectangular Prism:
 - $\text{Volume} = \text{length} \times \text{width} \times \text{height}$
3. Cylinder:
 - $\text{Volume} = \pi \times \text{radius}^2 \times \text{height}$
4. Sphere:
 - $\text{Volume} = (4/3) \times \pi \times \text{radius}^3$
5. Cone:
 - $\text{Volume} = (1/3) \times \pi \times \text{radius}^2 \times \text{height}$
6. Pyramid:
 - $\text{Volume} = (1/3) \times \text{base area} \times \text{height}$

By familiarizing themselves with these formulas, students can confidently tackle composite volume problems.

The Importance of Composite Volume Worksheets

Composite volume worksheets are crucial in several educational contexts. They provide students with the opportunity to practice and reinforce their understanding of volume calculations in a structured manner. Here are some key benefits:

1. Skill Development

- **Critical Thinking:** Students learn to analyze complex shapes and break them down into simpler components, enhancing their critical thinking skills.
- **Problem-Solving:** Worksheets often present real-world problems that require students to apply their knowledge and skills in practical scenarios.

2. Assessment and Feedback

- **Self-Assessment:** Worksheets allow students to gauge their understanding of the concept and identify areas where they need improvement.
- **Teacher Assessment:** Educators can use completed worksheets to assess students' comprehension and adjust their teaching strategies accordingly.

3. Preparation for Advanced Topics

Understanding composite volumes is foundational for more advanced topics in mathematics and science, including calculus and physics. Mastering these concepts prepares students for future studies and applications.

How to Create a Composite Volume Worksheet

Creating an effective composite volume worksheet involves several key steps. Here's how educators can design worksheets that are both educational and engaging:

1. Choose a Range of Shapes

Include various composite shapes that combine at least two different geometric figures. This can involve cubes stacked on cylinders, cones placed inside spheres, or pyramids attached to rectangular prisms.

2. Provide Clear Instructions

Each worksheet should start with clear instructions. For instance, students should understand whether they need to find the total volume or just the volume of specific components.

3. Include Visual Aids

Incorporate diagrams or illustrations of the composite shapes. Visual aids help students better understand the problems and the relationships between the geometric figures.

4. Offer a Variety of Problems

Mix different types of problems, including:

- Straightforward calculations
- Word problems that apply real-world scenarios
- Problems that require students to derive missing dimensions

5. Include Answer Keys

Providing an answer key allows students to check their work and understand where they may have made mistakes.

Tips for Solving Composite Volume Problems

To effectively tackle composite volume problems, students can use the following strategies:

1. Break Down the Shape

Identify the simple shapes that make up the composite figure. Draw lines or outlines to separate these components visually, which can help with calculations.

2. Calculate Individual Volumes First

Use the appropriate volume formulas for each component shape. Calculate these volumes separately before summing them up.

3. Be Mindful of Units

Ensure that all dimensions are in the same units before performing calculations. If necessary, convert measurements to maintain consistency.

4. Double-Check Work

After obtaining the final answer, students should revisit their calculations and ensure that all steps were followed correctly.

Engaging Students in Composite Volume Calculations

To enhance students' engagement and interest in calculating composite volumes, educators can implement various teaching methods and activities:

1. Group Work and Collaboration

Encourage students to work in pairs or small groups. Collaborative problem-solving fosters discussion, allowing students to share different approaches and solutions.

2. Real-World Applications

Incorporate real-life contexts where composite volume calculations are necessary, such as construction projects, packaging design, or landscaping. This relevance can significantly boost student motivation.

3. Use Technology

Introduce software or online tools that allow students to manipulate 3D shapes. Interactive platforms can enhance understanding and make learning more dynamic.

4. Gamification

Create games or competitions around calculating volumes. For example, a timed challenge can motivate students to improve their speed and accuracy in solving volume problems.

Conclusion

In summary, the composite volume worksheet serves as a vital resource for both educators and students. By breaking down complex shapes into simpler components and applying the relevant volume formulas, students can gain confidence in their mathematical abilities. The benefits of using these worksheets extend beyond mere volume calculations, as they encourage critical thinking, problem-solving, and real-world application of mathematical concepts. Educators can enhance the effectiveness of these worksheets by creating engaging activities and fostering collaborative learning environments. Ultimately, mastering the skills associated with composite volumes prepares students for future academic pursuits in mathematics and related fields.

Frequently Asked Questions

What is a composite volume worksheet?

A composite volume worksheet is a resource used to help students calculate the volume of composite shapes, which are figures made up of two or more simple geometric shapes.

How do you calculate the volume of a composite shape?

To calculate the volume of a composite shape, you break it down into its individual simple shapes, calculate the volume of each, and then sum these volumes together.

What types of shapes are typically included in composite volume problems?

Composite volume problems often include a combination of shapes such as cubes, rectangular prisms, cylinders, cones, and spheres.

What skills are developed by completing a composite volume worksheet?

Completing a composite volume worksheet helps develop spatial reasoning,

problem-solving skills, and a deeper understanding of volume formulas.

Are there online resources available for composite volume worksheets?

Yes, there are numerous online resources and educational websites that offer printable composite volume worksheets and interactive exercises.

What grade levels typically use composite volume worksheets?

Composite volume worksheets are commonly used in middle school and high school mathematics courses, particularly in geometry classes.

Find other PDF article:

<https://soc.up.edu.ph/66-gist/Book?docid=Rwo42-7393&title=when-i-was-young-in-the-mountains-by-cynthia-rylant.pdf>

Composite Volume Worksheet

COMPOSITE Definition & Meaning - Merriam-Webster

Jul 8, 2012 · The meaning of COMPOSITE is made up of distinct parts or elements. How to use composite ...

COMPOSITE | English meaning - Cambridge Dictionary

COMPOSITE definition: 1. something that is made of various different parts: 2. a material made up of more than ...

Composite material - Wikipedia

A sandwich-structured composite is a special class of composite material that is fabricated by attaching two thin ...

COMPOSITE definition and meaning | Collins English Dict...

A composite object or item is made up of several different things, parts, or substances. ...composite pictures ...

What Are Composites? - Composites 101 | Composites...

A composite is a material made from two or more different materials that, when combined, are stronger than ...

COMPOSITE Definition & Meaning - Merriam-Webster

Jul 8, 2012 · The meaning of COMPOSITE is made up of distinct parts or elements. How to use composite in a sentence.

COMPOSITE | English meaning - Cambridge Dictionary

COMPOSITE definition: 1. something that is made of various different parts: 2. a material made up

of more than one.... Learn more.

Composite material - Wikipedia

A sandwich-structured composite is a special class of composite material that is fabricated by attaching two thin but stiff skins to a lightweight but thick core.

COMPOSITE definition and meaning | Collins English Dictionary

A composite object or item is made up of several different things, parts, or substances. ...composite pictures with different faces superimposed over one another. Composite is also a ...

What Are Composites? - Composites 101 | CompositesLab

A composite is a material made from two or more different materials that, when combined, are stronger than those individual materials by themselves. Simply put, composites are a ...

Composite - definition of composite by The Free Dictionary

1. made up of disparate or separate parts or elements; compound: a composite picture; a composite philosophy. 2. belonging to the composite family of plants.

What's Composite Material? Types and Uses - RapidDirect

Nov 13, 2024 · Composite is a compound material made by combining two or more constituents, each having different chemical and physical characteristics. This type of combination usually ...

composite - Wiktionary, the free dictionary

Jun 20, 2025 · composite (comparative more composite, superlative most composite) Made up of multiple components; compound or complex. (architecture) Being a mixture of Ionic and ...

What is a Composite Material? A Complete Guide to Composites

A composite material is a type of material that is created by combining two or more constituent materials with dissimilar chemical or physical properties. In combining these two materials, the ...

Composite material | Construction, Strength, Durability | Britannica

Jun 5, 2025 · Composite material, a solid material that results when two or more different substances, each with its own characteristics, are combined to create a new substance whose ...

Boost your math skills with our comprehensive composite volume worksheet! Perfect for practice and mastering concepts. Learn more and enhance your understanding today!

[Back to Home](#)