










# Common Lab Equipment Worksheet

Name: _____ Date: _____		
Class Period: _____		
Science Equipment		
Picture	Name	Use
		Protect eyes during experiments
		Used to see items that are very small and not visible with our naked eye.
		Used to heat up chemicals. Use a <u>striker</u> to light it.
		Use to find the mass of an object
		Use to make objects larger so you can see details better
		Used to grow cells in biology
		Used to put small objects on so that they can be seen under the microscope
		Used to pick up small things
		Used to hold liquids

Copyright 2019 Laura Delzer (Delzer's Dynamite Designs) 3

## Common Lab Equipment Worksheet

Laboratories, whether in educational institutions or research facilities, are filled with various equipment that aids in scientific experimentation and analysis. Understanding the function and proper usage of common lab equipment is essential for students and professionals alike. This article serves as a comprehensive guide to common lab equipment, highlighting their purpose, proper usage, and safety considerations.

## Types of Common Lab Equipment

Laboratory equipment can be categorized into various types based on their function. Below are some

of the most common categories of lab equipment:

## Measurement Instruments

Measurement instruments are crucial for obtaining accurate data in experiments. They include:

1. Graduated Cylinder: A tall, narrow container used for measuring liquid volumes. It is marked with graduation lines to indicate volume.
2. Burette: A long tube with a tap at one end used for dispensing precise volumes of liquid, typically in titration processes.
3. Pipette: A slender tube used to transport a measured volume of liquid. Pipettes can be manual or electronic for improved accuracy.
4. Balance: A device used to measure mass. Analytical balances are designed for high precision, while top-loading balances are more versatile.
5. Thermometer: An instrument used to measure temperature. Digital thermometers provide quick readings, while traditional mercury thermometers can offer greater accuracy in specific conditions.

## Heating Equipment

Heating equipment is essential for conducting experiments that involve temperature changes. Common heating devices include:

1. Bunsen Burner: A gas burner used for heating substances, sterilizing tools, and conducting combustion reactions.
2. Hot Plate: An electric device that provides a flat surface for heating substances without an open flame.
3. Water Bath: A controlled heating device that maintains a constant temperature for samples submerged in water.
4. Oven: Used for drying samples and glassware, as well as conducting experiments that require precise temperature control.

## Glassware

Glassware is fundamental in any laboratory setting, as it is used for holding, mixing, and heating substances. Essential glassware includes:

1. Beaker: A wide, cylindrical container used for mixing, heating, and stirring liquids. Beakers usually have a spout for easy pouring.
2. Flask: Available in various types (e.g., Erlenmeyer flask, volumetric flask), flasks are used for mixing and heating solutions.
3. Test Tube: A small cylindrical tube used for holding small amounts of liquids or solids during experiments.
4. Petri Dish: A shallow dish used for culturing microorganisms and observing reactions.

# Safety Equipment

Safety is paramount in laboratory settings, and specific equipment is designed to protect personnel. This equipment includes:

1. Safety Goggles: Protective eyewear that shields the eyes from chemical splashes and debris.
2. Lab Coat: A protective garment worn to prevent contamination and protect skin and clothing from hazardous materials.
3. Gloves: Disposable or reusable gloves protect hands from harmful substances during experiments.
4. Fume Hood: A ventilated enclosure designed to remove harmful vapors and gases from the laboratory environment.

## Usage and Best Practices

To effectively utilize common lab equipment, it is vital to adhere to specific usage guidelines and best practices.

### General Guidelines

- Read Instructions: Always read the manufacturer's instructions and lab manuals before using any equipment.
- Calibrate Instruments: Regularly calibrate measurement devices to ensure accurate readings.
- Clean Equipment: Clean glassware and instruments before and after use to prevent contamination.
- Label Samples: Clearly label all samples and reagents to avoid mix-ups and ensure safety.

### Specific Equipment Usage

1. Using a Bunsen Burner:
  - Ensure the area is clear of flammable materials.
  - Adjust the air supply for the desired flame type (yellow for safety, blue for heating).
  - Always light the burner with a striker or lighter, not matches.
2. Using a Balance:
  - Place the balance on a stable surface.
  - Tare the balance before measuring to exclude the weight of containers.
  - Handle samples with forceps or gloves to prevent contamination.
3. Using a Pipette:
  - Use a pipette bulb or electronic pipette filler to draw liquid.
  - Never pipette by mouth to avoid ingestion of hazardous substances.
  - Ensure the pipette tip is immersed in the liquid to the correct depth to avoid air bubbles.

# Common Mistakes and Troubleshooting

Even seasoned laboratory users can make mistakes. Being aware of common errors can help avoid issues.

## Common Mistakes

- Not Wearing Safety Gear: Failing to use personal protective equipment (PPE) increases the risk of exposure to hazardous materials.
- Incorrect Measurements: Misreading measurements can lead to incorrect experimental outcomes. Always ensure that your eyes are level with the meniscus when reading liquids.
- Improper Disposal: Disposing of chemical waste improperly can pose environmental hazards. Always follow lab protocols for waste disposal.

## Troubleshooting Tips

1. If a Bunsen Burner Won't Light:
  - Check the gas source and ensure it is connected properly.
  - Verify that the air supply is adjusted correctly.
  - Inspect for blockages in the tubing.
2. If a Balance is Not Taring Correctly:
  - Ensure that the scale is on a level surface.
  - Check for any foreign objects on the pan.
  - Calibrate the balance according to the manufacturer's guidelines.

## Conclusion

A thorough understanding of common lab equipment is essential for safe and effective experimentation. From measurement instruments to safety gear, each piece of equipment plays a vital role in the laboratory environment. By following best practices, using equipment correctly, and being mindful of safety, users can enhance their laboratory experience and contribute to successful scientific endeavors. As science continues to evolve, familiarity with lab equipment will remain a key skill for aspiring scientists and experienced researchers alike.

## Frequently Asked Questions

### What is a common lab equipment worksheet used for?

A common lab equipment worksheet is used to help students and researchers familiarize themselves with various laboratory tools, their functions, and proper usage protocols.

## **What are some examples of common lab equipment included in worksheets?**

Examples include beakers, pipettes, test tubes, Bunsen burners, microscopes, and balances.

## **How can a common lab equipment worksheet enhance safety in the lab?**

By educating users about the proper use and handling of lab equipment, the worksheet promotes safety practices and reduces the risk of accidents.

## **Are common lab equipment worksheets suitable for all educational levels?**

Yes, they can be tailored for various educational levels, from elementary school to advanced university courses.

## **What key information should be included in a common lab equipment worksheet?**

Key information should include the name of the equipment, its purpose, safety precautions, and step-by-step usage instructions.

## **Can common lab equipment worksheets be used for online learning?**

Absolutely! They can be adapted into digital formats for use in online courses or virtual labs.

## **How often should common lab equipment worksheets be updated?**

They should be updated regularly to reflect new safety standards, equipment advancements, and educational practices.

## **What is the benefit of hands-on practice in conjunction with a common lab equipment worksheet?**

Hands-on practice reinforces theoretical knowledge, allowing students to gain practical experience and confidence in using lab equipment.

## **Can teachers create their own common lab equipment worksheets?**

Yes, teachers can customize worksheets to fit their curriculum and specific lab activities, enhancing relevance to their students.

## Where can educators find templates for common lab equipment worksheets?

Templates can be found online through educational websites, teaching resource platforms, or by creating them using word processing software.

Find other PDF article:

<https://soc.up.edu.ph/12-quote/files?docid=ZDl52-0666&title=check-list-de-vehiculos-en-excel.pdf>

## Common Lab Equipment Worksheet

**common** □ **universal** □ **general** □ **usual** □ □ □ □ □ □ □ □ ...

```
common[] general[]
general [] ...
```

[illegible]

0000 000000000000 http://www.kuaiyun.net.cn/common/login.zul "0000000000000000 "8200000000000000  
0000000000000000

[illegible]

Aug 27, 2024 · 1212312123https://gab.122.gov.cn/m/login12123  
 ...

## Uppmätning av Steam och Steam -

5. uXXXXXXXXXXXXXXXXXXXXX:\SteamLibrary\steamapps\common\acf

X:\SteamLibrary\steamapps 6. ...

BC BCE -

[illegible]

□“Common Era”□□□□□□“□□”□ ...

c\common files\

System Direct X Common Files\... Common Files\...1000\...  
 \...,... ..

# Content

Apr 5, 2010 · TencentTencentQQQQQQQQQQQQQQQQQQQQQQQQQQQQQQQQ  
D ...

C:\\$windows.~BT\

```
C:\$windows.~BT\windows10\Windows 10 ...
```

**cad** cad...

C:\Program Files\Common Files\Autodesk Shared\AcShellEx\AcLauncher.exe  
 启动 启动 启动 CAD ...

autodesk shared -  
autodesk shared Autodesk shared 3D AutoCAD  
AutoCAD ...

common universal general usual  
common general  
...

-  
http://www.kuaiyun.net.cn/common/login.zul "82  
...

12123 -  
Aug 27, 2024 · 1212312123https://gab.122.gov.cn/m/login12123  
...

USteamSteam -  
5. uX:\SteamLibrary\steamapps\common\acf ...

BCBCE -  
Jan 14, 2015 · " BCE "CE"CE"  
"Common Era" ...

Explore our comprehensive common lab equipment worksheet to enhance your understanding of essential tools. Learn more and boost your lab skills today!

[Back to Home](#)