





Chinese Writing Worksheet With Stroke Sequences

猴 猴 猴 猴 猴 猴 猴 猴 猴 猴									
hóu monkey									
	猴	猴	猴						

鸡 鸡 鸡 鸡 鸡 鸡 鸡 鸡 鸡 鸡									
jī rooster									
	鸡	鸡	鸡						

狗 狗 狗 狗 狗 狗 狗 狗 狗 狗									
gǒu dog									
	狗	狗	狗						

猪 猪 猪 猪 猪 猪 猪 猪 猪 猪									
zhū pig									
	猪	猪	猪						

Chinese writing worksheet with stroke sequences provides an invaluable resource for learners seeking to master the intricate art of Chinese characters. With their rich history and complex structure, Chinese characters can appear daunting to beginners. However, with the right tools and methodologies, anyone can learn to write these characters correctly and confidently. This article will explore the significance of stroke sequences, the components of a Chinese writing worksheet, effective strategies for utilizing these worksheets, and additional resources for further learning.

Understanding Chinese Characters

Chinese characters, or Hànzì (汉字), are logograms used in the writing of Chinese. Unlike alphabetic systems, each character represents a word or a meaningful part of a word. The complexity of these characters lies in their structure, which is composed of strokes that must be executed in a specific order.

The Importance of Stroke Sequences

Stroke sequence refers to the order in which a character's strokes are drawn. This aspect is crucial for several reasons:

1. Legibility: Proper stroke order ensures that characters are both recognizable and aesthetically

pleasing.

2. Memory Retention: Learning the strokes in the correct sequence aids memorization, making it easier to recall the character when needed.

3. Writing Speed: Mastery of stroke order enhances writing speed as it allows for smoother transitions between strokes.

4. Character Formation: Some characters are formed by the combination of simpler characters. Following the correct stroke sequence helps in understanding these formations.

Components of a Chinese Writing Worksheet

A well-structured Chinese writing worksheet with stroke sequences typically includes several essential components to facilitate effective learning.

1. Character Display

At the top of the worksheet, students will find the target character displayed clearly. This display often includes:

- The character itself (e.g., 学 for "study").
- Pinyin (the Romanization of Chinese characters) to aid pronunciation (xué).
- The English translation for context.

2. Stroke Sequence Guide

Next, a detailed stroke sequence guide is provided. This section usually contains:

- Numbered Strokes: Each stroke is numbered to indicate the order in which it should be drawn. For example:
 - 1: Horizontal stroke
 - 2: Vertical stroke
- Directional Arrows: Arrows may accompany the numbers, illustrating the direction of each stroke.

3. Practice Grids

The practice section of the worksheet often features grids or boxes where learners can practice writing the character multiple times. This section typically includes:

- Lightly outlined characters: This allows students to trace before attempting to write independently.
- Blank grids: After tracing, students can practice writing the character from memory.

4. Additional Characters

To enhance vocabulary, worksheets may include additional characters that share similar structures or themes. For instance, if the main character is 学 (xué), other related characters like 校 (xiào) (school) and 教 (jiào) (teach) might be included.

Effective Strategies for Using Chinese Writing Worksheets

Using Chinese writing worksheets with stroke sequences effectively requires a strategic approach to maximize learning. Here are some tips:

1. Take Your Time

- Focus on Precision: Rather than rushing through the strokes, take the time to ensure each stroke is executed correctly. This practice will help build muscle memory.
- Revisit Difficult Characters: If a character is challenging, revisit it multiple times until you feel comfortable.

2. Use Multiple Senses

- Visual Learning: Watch videos or use apps that demonstrate stroke sequences to complement your worksheet practice.
- Kinesthetic Learning: Consider writing characters in sand or using a whiteboard for a tactile experience.

3. Create a Consistent Routine

- Daily Practice: Set aside a specific time each day for writing practice. Consistency is key in language learning.
- Track Progress: Keep a journal of characters you have learned, noting any difficulties you encountered.

4. Pair with Listening and Speaking

- Pronunciation Practice: While practicing writing, say the Pinyin aloud to reinforce pronunciation.
- Language Exchange: Engage with a language partner to practice speaking the characters you are writing.

Additional Resources for Learning Chinese Characters

While Chinese writing worksheets with stroke sequences are excellent tools, learners can benefit from a wide array of additional resources:

1. Mobile Apps

- Skritter: This app focuses on writing practice, offering stroke order animations and spaced repetition for memorization.
- HelloChinese: A user-friendly app that combines writing, speaking, and listening exercises.

2. Online Courses and Websites

- ChinesePod: Offers structured lessons that include writing characters along with listening and speaking practice.
- Coursera: Various universities provide online courses in Chinese language learning, many of which include writing components.

3. Textbooks

- Integrated Chinese: A comprehensive textbook series that covers reading, writing, and speaking, with practice exercises for characters.
- New Practical Chinese Reader: Offers writing practice along with cultural insights.

Conclusion

In conclusion, Chinese writing worksheets with stroke sequences serve as essential tools in the journey of mastering Chinese characters. By understanding the importance of stroke order, utilizing well-designed worksheets, and incorporating effective learning strategies, students can significantly enhance their writing skills. Coupled with additional resources and consistent practice, learners can unlock the beauty of the Chinese language, gaining not just linguistic proficiency but also cultural insights. Embrace the challenge, and enjoy the journey of learning to write Chinese characters!

Frequently Asked Questions

What is a Chinese writing worksheet with stroke sequences?

A Chinese writing worksheet with stroke sequences is a resource designed to help learners practice writing Chinese characters by showing the order in which each stroke should be drawn.

Why is stroke order important in Chinese writing?

Stroke order is important in Chinese writing because it aids in memorization, improves writing speed, and ensures that characters are written correctly and legibly.

Where can I find printable Chinese writing worksheets with stroke sequences?

Printable Chinese writing worksheets can be found on educational websites, language learning platforms, and in language textbooks that focus on Chinese characters.

Are there any online tools to create custom Chinese writing worksheets?

Yes, there are online tools and software that allow users to create custom Chinese writing worksheets, where they can select characters, set stroke orders, and print the worksheets.

What age group is suitable for using Chinese writing worksheets with stroke sequences?

Chinese writing worksheets with stroke sequences are suitable for all age groups, from young children learning their first characters to adults studying Chinese as a second language.

How can I effectively use a Chinese writing worksheet to learn characters?

To effectively use a Chinese writing worksheet, practice writing each character multiple times while following the stroke sequence, say the character out loud, and try to relate it to its meaning.

What are some common mistakes to avoid when practicing Chinese writing?

Common mistakes to avoid include ignoring stroke order, writing characters too quickly, neglecting to space characters properly, and not practicing consistently.

Can technology assist in learning Chinese writing with stroke sequences?

Yes, technology can assist through mobile apps and software that provide interactive writing practice, animated stroke sequences, and instant feedback on writing accuracy.

Find other PDF article:

<https://soc.up.edu.ph/29-scan/files?dataid=TQC71-9164&title=how-big-is-the-universe-for-kids.pdf>

Chinese Writing Worksheet With Stroke Sequences

Chive,Leek,Scallion,Shallot蒜薹 - 薹
蒜薹 Chinese chive蒜薹Garlic chive 薹Allium tuberosum 薹 Kurt Polycarp Joachim Sprengel
1766-1833蒜薹leek 蒜薹fragrant ...

Chinese Science Bulletin-ChineseIF1.1
Chinese Science Bulletin-ChineseIF1.1? 2025 1TOP

Accueil | Cours de chinois
Learn-chinese.online est un organisme de formation professionnelle avec plus de 12 ans d’expérience dans l’enseignement du chinois. Nous proposons des cours de chinois en ligne, ...

FOB **CNF** **CIF** 2024 · FOB **CNF** **CIF** FOBFree On Board

ching chong WTO chingchong “chingchong”

Decision in Process applied mathematics and computation4.194.21decision in process

2011 1

CEO**COO****CFO****CIO****CTO****CMO** CEO Chief Executive Officer COO Chief Operating Officer CFO (Chief Financial Officer)

PRCV PRCV, The 1st Chinese Conference on Pattern Recognition and Computer Vision, G...

CNAPS SWIFT CNAPS 12

Chive,Leek,Scallion,Shallot蒜薹 - 薹
蒜薹 Chinese chive蒜薹Garlic chive 薹Allium tuberosum 薹 Kurt Polycarp Joachim Sprengel
1766-1833蒜薹 ...

Chinese Science Bulletin-ChineseIF1.1
Chinese Science Bulletin-ChineseIF1.1? 2025

Accueil | Cours de chinois
Learn-chinese.online est un organisme de formation professionnelle avec plus de 12 ans

d'expérience dans l'enseignement du chinois. ...

FOB CNF CIF 自由貿易 - 自由貿易
Sep 22, 2024 · FOB CNF CIF 自由貿易 自由貿易 自由貿易 FOB Free On Board 自由貿易 自由貿易
FOB ...

ching chong 自由貿易 - 自由貿易
Nov 5, 2019 · WTO 自由貿易 自由貿易 自由貿易 chingchong 自由貿易
...

Enhance your Chinese writing skills with our comprehensive worksheet featuring stroke sequences.
Perfect for learners of all ages. Learn more today!

[Back to Home](#)