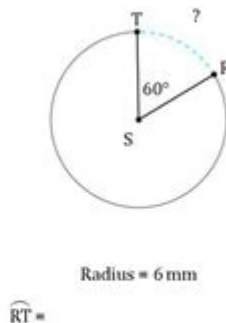
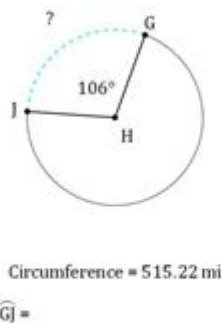
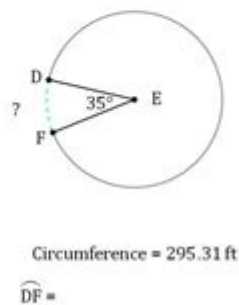
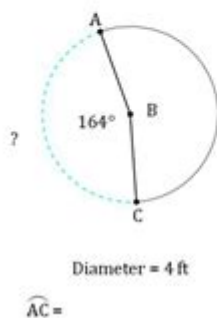


# Circumference And Arc Length Worksheet

## Answer Key

Arc Length (A)	
Name: _____	Date: _____
Calculate each arc length.	



**Circumference and arc length worksheet answer key** is an essential resource for students and educators alike, providing clarity on the concepts of circumference and arc length in geometry. Understanding these concepts is crucial for mastering the properties of circles and their applications in real-world scenarios. This article will delve into the fundamentals of circumference and arc length, discuss their formulas, and provide guidance on how to effectively use worksheets to reinforce these concepts. Ultimately, we will provide insights into how to create a comprehensive answer key for such worksheets.

# Understanding Circumference

The circumference of a circle is defined as the distance around the circle. It is a crucial measurement in geometry, and knowing how to calculate it is foundational for various mathematical and practical applications.

## Formula for Circumference

The formula used to calculate the circumference (C) of a circle is:

- $C = 2\pi r$  (where  $r$  is the radius)
- $C = \pi d$  (where  $d$  is the diameter)

Given that the radius is half of the diameter, both formulas can be used interchangeably based on the information available.

## Units of Measurement

When calculating circumference, it's important to maintain consistency in units. Common units include:

- Centimeters (cm)
- Meters (m)
- Inches (in)
- Feet (ft)

Make sure to convert all measurements to the same unit before applying the formulas.

## Understanding Arc Length

Arc length refers to the distance along the curved line of a circle. It is particularly important in applications involving circular motion or when dealing with segments of circles.

## Formula for Arc Length

The arc length (L) can be calculated using the formula:

- $L = (\theta/360) \times C$

Where:

- $\theta$  is the central angle in degrees
- $C$  is the circumference of the circle

Alternatively, if the angle is given in radians, the formula simplifies to:

$$- L = r\theta$$

Where  $r$  is the radius and  $\theta$  is the angle in radians.

## Examples of Arc Length Calculation

To illustrate how to calculate arc length, consider the following examples:

1. Given a Circle with a Radius of 5 cm and a Central Angle of 60 degrees:
  - First, calculate the circumference:  $C = 2\pi(5) = 10\pi$  cm
  - Apply the arc length formula:  $L = (60/360) \times 10\pi = (1/6) \times 10\pi \approx 5.24$  cm
2. Given a Circle with a Radius of 10 m and a Central Angle of  $\pi/3$  radians:
  - Directly apply the arc length formula:  $L = 10 \times (\pi/3) \approx 10.47$  m

## Creating a Circumference and Arc Length Worksheet

Worksheets are an excellent way for students to practice their understanding of circumference and arc length. Here are some key components to include when creating a worksheet:

### Problem Types

1. Circumference Problems:
  - Calculate the circumference given the radius.
  - Calculate the circumference given the diameter.
  - Word problems involving the real-life application of circumference (e.g., finding the distance around a circular garden).
2. Arc Length Problems:
  - Calculate the arc length given the radius and central angle in degrees.
  - Calculate the arc length given the radius and central angle in radians.
  - Word problems involving real-life applications of arc length (e.g., finding the length of a path along a circular track).

## Sample Problems for the Worksheet

Here is a sample list of problems that can be included in the worksheet:

1. Find the circumference of a circle with a radius of 7 cm.
2. A circular track has a diameter of 50 m. What is its circumference?
3. Calculate the arc length of a circle with a radius of 4 m and a central angle of 90 degrees.
4. A sector of a circle has a radius of 10 cm and an angle of 120 degrees. What is the arc length?
5. If a wheel has a diameter of 28 inches, how far does it travel after one complete rotation?

## Answer Key for the Worksheet

An answer key is crucial for self-assessment and to facilitate learning. Here's how to create an effective answer key for the above problems:

### Sample Answers

1. Circumference of a circle with radius 7 cm:  $C = 2\pi(7) = 14\pi \text{ cm} \approx 43.98 \text{ cm}$
2. Circumference of a circular track with diameter 50 m:  $C = \pi(50) \approx 157.08 \text{ m}$
3. Arc length of a circle with radius 4 m and central angle of 90 degrees:  $L = (90/360) \times (2\pi(4)) = (1/4) \times 8\pi = 2\pi \text{ m} \approx 6.28 \text{ m}$
4. Arc length of a sector with radius 10 cm and angle of 120 degrees:  $L = (120/360) \times (2\pi(10)) = (1/3) \times 20\pi \approx 20.94 \text{ cm}$
5. Distance traveled by a wheel with a diameter of 28 inches:  $C = \pi(28) \approx 87.96 \text{ inches}$

## Tips for Using Circumference and Arc Length Worksheets

- Practice Regularly: Encourage students to practice regularly with different sets of problems to reinforce their understanding.
- Group Studies: Form study groups where students can discuss and solve problems together, promoting collaborative learning.
- Utilize Real-Life Examples: Incorporate real-life applications and scenarios to make learning more engaging and relevant.
- Seek Help When Needed: Remind students that it's okay to seek help from teachers or tutors if they encounter difficulties.

## Conclusion

In summary, the **circumference and arc length worksheet answer key** serves as a fundamental tool for mastering these essential geometric concepts. By understanding the formulas, practicing with worksheets, and utilizing a comprehensive answer key, students can build a strong foundation in geometry that will benefit them in higher-level mathematics and everyday applications. Whether you are a student or an educator,

embracing these resources will enhance your grasp of circles and their properties.

## Frequently Asked Questions

### **What is the formula to calculate the circumference of a circle?**

The formula to calculate the circumference (C) of a circle is  $C = 2\pi r$ , where  $r$  is the radius of the circle.

### **How can I find the arc length of a circle given the central angle?**

To find the arc length (L) of a circle, use the formula  $L = (\theta/360) C$ , where  $\theta$  is the central angle in degrees and  $C$  is the circumference of the circle.

### **What is the relationship between the radius and arc length?**

The arc length is directly proportional to the radius; as the radius increases, the arc length also increases for a given central angle.

### **Can I use the circumference to find the arc length for angles in radians?**

Yes, for angles in radians, the arc length can be calculated using the formula  $L = r\theta$ , where  $r$  is the radius and  $\theta$  is the angle in radians.

### **Are there worksheets available for practicing circumference and arc length problems?**

Yes, there are many worksheets available online that provide practice problems for calculating circumference and arc length, often including answer keys for self-checking.

Find other PDF article:

<https://soc.up.edu.ph/36-tag/pdf?dataid=tfu49-1108&title=l100-john-deere-deck-belt-diagram.pdf>

## **Circumference And Arc Length Worksheet Answer Key**

*Circumference Calculator*

Use this free circumference calculator to find the area, circumference and diameter of a circle.

## Circumference of a Circle Calculator

Use this calculator to easily calculate the circumference of a circle, given its radius in any metric: mm, cm, meters, km, inches, feet, yards, miles, etc. If you know the diameter, first divide it by ...

### Circumference - Wikipedia

In geometry, the circumference (from Latin *circumferēns* 'carrying around, circling') is the perimeter of a circle or ellipse. The circumference is the arc length of the circle, as if it were ...

## Circumference of a Circle - Definition, Formulas, Examples

Aug 3, 2023 · The circumference of a circle is the distance around the boundary of the circle. It is the same as calculating the perimeter of any polygon such as triangle, square, and rectangle.

## How to Calculate the Circumference of a Circle - OneSDR

Apr 21, 2025 · In this article, we'll explain what circumference means, give you the exact formula, show you how to calculate it step by step, and include a handy calculator and infographic to ...

### Circle Calculator

Feb 6, 2024 · Use this circle calculator to find the area, circumference, radius or diameter of a circle. Given any one variable A, C, r or d of a circle you can calculate the other three unknowns.

## Circumference - Math.net

The formula for circumference is based on the constant  $\pi$  (pi), which is an irrational number approximately equal to 3.14159.  $\pi$  is the ratio of the circumference to the diameter of any circle.

### *Circumference of a circle explained with examples, pictures and ...*

What is circumference anyway? Answer: The circumference of a circle is the edge or rim of a circle itself. It is the equivalent of 'perimeter' for a circle. The glowing part in the circle above is ...

## Circle's Circumference

The meaning of circumference is the distance around a circle or any curved geometrical shape. It is the one-dimensional linear measurement of the boundary across any two-dimensional ...

### *Calculate the Circumference of a Circle*

This calculator will calculate the circumference of a circle given its diameter, using the famous formula  $\text{circumference} = \pi \times d$ . It supports different units such as meters, feet, and inches. ...

## Circumference Calculator

Use this free circumference calculator to find the area, circumference and diameter of a circle.

## Circumference of a Circle Calculator

Use this calculator to easily calculate the circumference of a circle, given its radius in any metric: mm, cm, meters, km, inches, feet, yards, miles, etc. If you know the diameter, first divide it by ...

### Circumference - Wikipedia

In geometry, the circumference (from Latin *circumferēns* 'carrying around, circling') is the perimeter of a circle or ellipse. The circumference is the arc length of the circle, as if it were ...

### Circumference of a Circle - Definition, Formulas, Examples

Aug 3, 2023 · The circumference of a circle is the distance around the boundary of the circle. It is the same as calculating the perimeter of any polygon such as triangle, square, and rectangle.

## How to Calculate the Circumference of a Circle - OneSDR

Apr 21, 2025 · In this article, we'll explain what circumference means, give you the exact formula, show you how to calculate it step by step, and include a handy calculator and infographic to ...

### *Circle Calculator*

Feb 6, 2024 · Use this circle calculator to find the area, circumference, radius or diameter of a circle. Given any one variable A, C, r or d of a circle you can calculate the other three unknowns.

### *Circumference - Math.net*

The formula for circumference is based on the constant  $\pi$  (pi), which is an irrational number approximately equal to 3.14159.  $\pi$  is the ratio of the circumference to the diameter of any circle.

### *Circumference of a circle explained with examples, pictures and ...*

What is circumference anyway? Answer: The circumference of a circle is the edge or rim of a circle itself. It is the equivalent of 'perimeter' for a circle. The glowing part in the circle above is ...

### Circle's Circumference

The meaning of circumference is the distance around a circle or any curved geometrical shape. It is the one-dimensional linear measurement of the boundary across any two-dimensional ...

### Calculate the Circumference of a Circle

This calculator will calculate the circumference of a circle given its diameter, using the famous formula  $\text{circumference} = \pi \times d$ . It supports different units such as meters, feet, and inches. ...

Unlock your understanding of geometry with our comprehensive circumference and arc length worksheet answer key. Discover how to master these concepts today!

[Back to Home](#)