

Chiropractic Pediatric Exam Form

CRANIAL


| | | |
|------------------|---|---|
| SAGITTAL SUTURE | + | - |
| ANT. FONTANELLE | + | - |
| FRONTAL SUTURE | + | - |
| LAMDOIDAL SUTURE | + | - |
| CORONAL SUTURE | + | - |


CERVICAL

| | | |
|----------------------|---|---|
| SUBOCCIPITAL TENSION | L | R |
| CERVICAL ROTATION | L | R |

ADDITIONAL REFLEXES

| | | |
|--------------|---|---|
| GALANT'S | L | R |
| BABINSKI | L | R |
| PALMAR GRASP | L | R |
| PLACING | + | - |
| MORO | + | - |
| PARACHUTE | + | - |
| INVERSION | + | - |
| PULL TO SIT | + | - |






WORKING DX: _____

PLAN: _____

DOCTOR'S SIGNATURE: _____

RE-EXAM: _____

DATE: _____



Chiropractic pediatric exam form is a crucial tool used by chiropractors to assess the health and spinal alignment of children. As pediatric chiropractic care gains traction, understanding how to effectively utilize and interpret these exam forms becomes essential for practitioners. This article delves into the significance of chiropractic pediatric exam forms, their components, and their implications for child health.

Importance of Chiropractic Pediatric Exam Forms

Chiropractic care for children differs significantly from that for adults due to the unique developmental needs of pediatric patients. The chiropractic pediatric exam form plays an integral role in this context for several reasons:

- **Comprehensive Assessment:** The form allows for a thorough evaluation of the child's health history, physical condition, and specific areas of concern.
- **Tailored Treatment Plans:** By gathering detailed information, practitioners can develop customized treatment plans that address the individual needs of each child.
- **Monitoring Progress:** Regular use of the exam form enables chiropractors to track the effectiveness of treatment over time and make necessary adjustments.
- **Legal Documentation:** Keeping accurate records is vital for legal protection and insurance purposes. A well-completed exam form serves as an essential document in case of disputes.

Components of a Chiropractic Pediatric Exam Form

To ensure a thorough evaluation, chiropractic pediatric exam forms typically include several key components:

1. Patient Information

This section gathers basic information about the patient, including:

- Child's full name
- Date of birth
- Parent or guardian's name
- Contact details
- Emergency contact information

2. Medical History

A detailed medical history is crucial to understanding the child's health background. This section may include:

- Any pre-existing conditions or diagnoses
- Past surgeries or hospitalizations
- Current medications and allergies
- Vaccination history
- Family medical history, particularly concerning musculoskeletal issues

3. Presenting Complaints

This part of the form allows parents or guardians to describe the specific issues their child is experiencing. Common complaints may include:

- Back pain
- Neck pain
- Headaches
- Postural concerns
- Difficulty with movement or coordination

4. Physical Examination Findings

The chiropractor will conduct a physical examination and document findings related to:

- Posture and alignment

- Range of motion
- Muscle strength and tone
- Reflexes
- Any visible abnormalities (e.g., scoliosis)

5. Functional Assessment

This section evaluates how the child's symptoms affect their daily activities. It may include:

- Impact on school performance
- Limitations in physical activity or sports
- Changes in behavior or mood

6. Recommendations and Treatment Plan

Based on the information gathered, the chiropractor will outline recommendations for treatment, which may include:

- Chiropractic adjustments
- Therapeutic exercises
- Lifestyle modifications
- Referrals to other healthcare professionals if needed

7. Consent and Acknowledgment

This section ensures that parents or guardians provide informed consent for treatment. It may also include:

- Acknowledgment of the risks and benefits of chiropractic care
- Agreement to follow treatment guidelines
- Permission for follow-up visits and documentation

How to Effectively Use the Chiropractic Pediatric Exam Form

To maximize the benefits of the chiropractic pediatric exam form, practitioners should adhere to several best practices:

1. Establish a Rapport with the Child

Creating a comfortable environment for the child and their guardian is essential. This can be achieved by:

- Engaging in friendly conversation
- Explaining the process in simple terms
- Allowing the child to ask questions

2. Be Thorough and Detailed

Completing the exam form requires careful attention to detail. Practitioners should:

- Ask open-ended questions to gather comprehensive information
- Document findings accurately and concisely
- Use clear language to ensure understanding

3. Regularly Update the Exam Form

As treatment progresses, it is important to revisit and update the exam form regularly. This helps to:

- Reflect changes in the child's condition
- Adjust treatment plans as necessary
- Monitor progress effectively

4. Review and Discuss Findings with Parents

After completing the exam form, chiropractors should take the time to:

- Review findings and recommendations with the parents or guardians
- Address any concerns or questions they may have
- Ensure they understand the treatment plan and its goals

Common Misconceptions about Pediatric Chiropractic Care

Despite the growing acceptance of chiropractic care for children, several misconceptions persist.

Addressing these can help parents make informed decisions about their child's health.

1. Chiropractic Care is Only for Back Pain

Many people believe that chiropractic care is solely focused on treating back pain. However, pediatric chiropractors address a wide range of issues, including:

- Postural problems
- Sports injuries
- Digestive disorders
- Headaches and migraines

2. Chiropractic Adjustments are Unsafe for Children

Some parents may worry that chiropractic adjustments could harm their child. In reality, pediatric chiropractors are specially trained to perform safe and gentle adjustments tailored to a child's size and developmental stage.

3. Chiropractic Care is a Quick Fix

Many parents expect immediate results from chiropractic treatment. While some children may experience rapid improvement, others may require ongoing care to achieve long-term benefits. It is essential to set realistic expectations regarding the timeline for treatment.

The Role of Chiropractors in Pediatric Health

Chiropractors play a vital role in promoting overall health and wellness in children. Their expertise extends beyond spinal adjustments to include:

- **Education:** Providing guidance on proper posture, ergonomics, and healthy lifestyle choices.
- **Collaboration:** Working alongside pediatricians and other healthcare providers to ensure comprehensive care.
- **Advocacy:** Raising awareness about the benefits of chiropractic care for children and addressing misconceptions.

Conclusion

The chiropractic pediatric exam form is a fundamental component of effective pediatric chiropractic care. By understanding its significance, components, and proper usage, chiropractors can enhance their practice and provide better care for their young patients. As more parents seek alternative health solutions for their children, the role of chiropractic care in pediatric health will continue to expand, benefiting countless families across the globe.

Frequently Asked Questions

What is a chiropractic pediatric exam form?

A chiropractic pediatric exam form is a document used by chiropractors to assess the health and spinal condition of children. It typically includes sections for medical history, physical examination findings, and specific concerns related to the child's development.

Why is a pediatric exam form important in chiropractic care?

The pediatric exam form is crucial as it helps chiropractors gather essential information about the child's health, identify any issues, and tailor treatments accordingly. It ensures a comprehensive understanding of the child's physical well-being.

What kind of information is typically collected on a pediatric exam form?

Typically, the form collects information such as the child's age, medical history, current symptoms, developmental milestones, family health history, and any previous chiropractic care.

How can parents prepare for filling out a pediatric exam form?

Parents can prepare by gathering relevant medical records, noting any specific concerns or symptoms, and discussing their child's health history with family members to provide accurate information.

Are there specific questions related to developmental milestones on the form?

Yes, the form often includes questions about the child's developmental milestones, such as crawling, walking, and speaking, to assess their growth and identify any potential delays.

What should be done if a child has a history of injuries?

If a child has a history of injuries, it's important to provide detailed information about those injuries on the exam form, including how they occurred, any treatments received, and current symptoms, to help the chiropractor understand potential impacts on their spinal health.

Is consent required for a pediatric chiropractic exam?

Yes, consent is typically required from a parent or guardian for a pediatric chiropractic exam, as it involves assessment and potential treatment of a minor.

Can the pediatric exam form be completed online?

Many chiropractic clinics now offer the option to complete the pediatric exam form online, allowing parents to fill it out at their convenience before the appointment.

What happens after the pediatric exam form is submitted?

After submission, the chiropractor reviews the information, performs a physical examination, and discusses findings with the parents, which helps in developing a personalized treatment plan for the child.

How often should a pediatric chiropractic exam be conducted?

The frequency of pediatric chiropractic exams depends on the child's health needs and any specific concerns. Regular check-ups are often recommended, especially for active children or those with previous issues.

Find other PDF article:

<https://soc.up.edu.ph/05-pen/Book?trackid=tmL80-4877&title=all-around-the-town-by-mary-higgins-clark.pdf>

[Chiropractic Pediatric Exam Form](#)

Chiropractic - DD Palmer 1895

Chiropractic WHO

Jun 7, 2025 · 13 864

RMIT 2024 ...
Oct 28, 2024 · Francis Ormond 1887 RMIT

chiropractic 19

Chiropractic - DD Palmer 1895

Chiropractic WHO

Jun 7, 2025 · 13 864

RMIT 2024 ...
Oct 28, 2024 · Francis Ormond 1887 RMIT

chiropractic 19

"Discover how to effectively use a chiropractic pediatric exam form to assess children's health. Get insights and tips to enhance your practice. Learn more!"

[Back to Home](#)