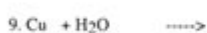
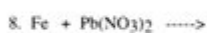
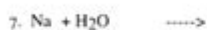
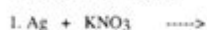


Chemistry Single Replacement Reaction Worksheet

CHEMISTRY SINGLE REPLACEMENT REACTION WORKSHEET

Practice Reactions:



Chemistry single replacement reaction worksheets are essential educational tools that help students grasp the concept of single replacement reactions within the broader context of chemical reactions. These worksheets typically present various problems, scenarios, and exercises aimed at reinforcing the understanding of how one element can replace another in a compound. This article will delve into the fundamentals of single replacement reactions, their significance in chemistry, how to approach related worksheets, and provide examples that can aid in mastering this topic.

Understanding Single Replacement Reactions

Single replacement reactions, also known as single displacement reactions, occur when one element

displaces another in a compound. The general form of a single replacement reaction can be expressed as:



In this equation, element A replaces element B in the compound BC, resulting in a new compound AC and the release of B as a separate product.

Characteristics of Single Replacement Reactions

Single replacement reactions possess several defining characteristics:

1. Involvement of an Element and a Compound: The reaction always involves a free element and a compound.
2. Displacement: One element displaces another from a compound. This can be an element from the same group or a more reactive element displacing a less reactive one.
3. Reactants and Products: The reactants are typically an element (metal or non-metal) and a compound, while the products are a new compound and a displaced element.
4. Reactivity Series: The tendency of an element to displace another is often determined by its position in the reactivity series. More reactive elements can replace less reactive ones.

The Importance of Single Replacement Reactions

Single replacement reactions are crucial for several reasons:

- Real-World Applications: These reactions are commonly observed in various industrial processes, laboratory experiments, and everyday life. For instance, they are involved in metal extraction, corrosion processes, and the functioning of batteries.
- Understanding Reactivity: Studying these reactions helps students understand the concepts of reactivity and the periodic table, enabling them to predict the outcomes of chemical reactions based on the properties of elements.
- Foundation for Advanced Topics: A solid grasp of single replacement reactions lays the groundwork for more complex chemical reactions, including double replacement reactions and redox reactions.

Creating and Using Chemistry Single Replacement Reaction Worksheets

Chemistry single replacement reaction worksheets are designed to challenge students and reinforce their knowledge of this specific type of reaction. Here are some tips on how to create and utilize

these worksheets effectively.

Components of a Worksheet

A well-structured worksheet should include the following components:

1. Clear Instructions: Start with clear instructions that explain what students are expected to do. For example, "Identify the products of the following single replacement reactions" or "Balance the equations."
2. Diverse Problems: Include a mix of problems, such as:
 - Identifying reactants and products.
 - Balancing chemical equations.
 - Predicting whether a reaction will occur based on the reactivity series.
3. Answer Key: Provide an answer key for educators to facilitate grading and self-checking for students.

Examples of Worksheet Problems

Here are some example problems that can be included in a single replacement reaction worksheet:

1. Identify the Products: Given the following reaction, identify the products:
- $\text{Zn} + \text{CuSO}_4 \rightarrow ?$
2. Balancing Equations: Balance the following equation:
- $\text{Fe} + \text{CuCl}_2 \rightarrow ?$
3. Reactivity Series Challenge: Determine if the following reaction will occur:
- $\text{Mg} + 2\text{HCl} \rightarrow ?$
(Hint: Consider the reactivity of magnesium compared to hydrogen.)
4. Write the Reaction: Write the balanced equation for the reaction of aluminum with iron(III) oxide:
- $\text{Al} + \text{Fe}_2\text{O}_3 \rightarrow ?$
5. Real-Life Application: Describe a real-life example of a single replacement reaction that you encounter in daily life.

Tips for Students to Excel in Single Replacement Reactions

Here are some strategies that students can use to excel in understanding and solving single replacement reaction problems:

1. **Familiarize with the Reactivity Series:** Knowing the reactivity series can help predict whether a displacement reaction will occur. The more reactive element must be higher in the series than the element it displaces.
2. **Practice Balancing Equations:** Regular practice with balancing chemical equations enhances understanding. Use practice worksheets, and online quizzes, or engage in peer study sessions.
3. **Use Visual Aids:** Diagrams, charts, and flashcards can aid memory retention. For instance, visualizing the displacement process can make the concept clearer.
4. **Group Study:** Studying with peers can provide different perspectives on problem-solving and enhance understanding through discussion and shared resources.
5. **Seek Help When Needed:** If concepts are still unclear after practice, seeking assistance from a teacher or tutor can provide individualized support.

Conclusion

In summary, chemistry single replacement reaction worksheets are invaluable educational resources that enhance students' understanding of chemical reactions. By grasping the core principles of single replacement reactions, students can better appreciate the reactivity of elements and the intricacies of chemical processes. With diverse practice problems and effective study strategies, students can master this essential topic, paving the way for success in chemistry and related fields. Whether used in a classroom setting or for self-study, these worksheets play a critical role in developing a strong foundation in chemical science.

Frequently Asked Questions

What is a single replacement reaction?

A single replacement reaction is a chemical reaction where one element replaces another element in a compound, resulting in a new element and a new compound.

How can I identify a single replacement reaction on a worksheet?

You can identify a single replacement reaction by looking for reactions that have the general form $A + BC \rightarrow AC + B$, where A is an element and BC is a compound.

What are some common examples of single replacement reactions?

Common examples include the reaction of zinc with hydrochloric acid to produce zinc chloride and hydrogen gas, or the reaction of iron with copper(II) sulfate to produce iron(II) sulfate and copper.

What is the activity series and how does it relate to single replacement reactions?

The activity series is a list of metals ranked by their reactivity. It helps predict whether a single replacement reaction will occur; a more reactive metal can displace a less reactive metal from its compound.

What safety precautions should be taken when performing single replacement reactions in the lab?

Safety precautions include wearing goggles and gloves, working in a well-ventilated area, and being aware of the reactivity of the chemicals involved to prevent hazardous reactions.

How do you balance single replacement reactions on a worksheet?

To balance single replacement reactions, ensure that the number of atoms for each element is the same on both sides of the equation by adjusting coefficients as necessary.

What role do spectator ions play in single replacement reactions?

Spectator ions are ions that do not participate in the actual chemical reaction but remain in the solution. They help maintain charge balance in ionic equations.

Where can I find worksheets for practicing single replacement reactions?

Worksheets for practicing single replacement reactions can be found in chemistry textbooks, educational websites, or resources like Khan Academy and Teachers Pay Teachers.

Find other PDF article:

<https://soc.up.edu.ph/36-tag/files?ID=rHd92-3500&title=lactulose-10-gm-15ml-oral-solution.pdf>

[Chemistry Single Replacement Reaction Worksheet](#)

What is Chemistry? - BYJU'S

Branches of Chemistry The five primary branches of chemistry are physical chemistry, organic chemistry, inorganic chemistry, analytical chemistry, and biochemistry. Follow the buttons ...

Main Topics in Chemistry - ThoughtCo

Aug 17, 2024 · General chemistry topics include things like atoms and molecules, how substances react, the periodic table, and the study of different compounds.

Learn Chemistry - A Guide to Basic Concepts - ThoughtCo

Jul 15, 2024 · You can teach yourself general chemistry with this step-by-step introduction to the basic concepts. Learn about elements, states of matter, and more.

Chemistry - ThoughtCo

Learn about chemical reactions, elements, and the periodic table with these resources for students and teachers.

The 5 Main Branches of Chemistry - ThoughtCo

Jul 20, 2024 · The five main branches of chemistry along with basic characteristics and fundamental explanations of each branch.

118 Elements and Their Symbols and Atomic Numbers

Feb 7, 2019 · The list of 118 Elements and their symbols and atomic numbers will prove useful to beginners in chemistry. To learn more about how elements are classified in the periodic table, ...

NCERT Solutions Class 11 Chemistry Chapter 1 - Free PDF ...

NCERT Solutions for Class 11 Chemistry Chapter 1: Some Basic Concepts of Chemistry “Some Basic Concepts of Chemistry” is the first chapter in the Class 11 Chemistry syllabus as ...

NCERT Solutions for Class 11 Chemistry Download Chapter-wise ...

NCERT Solutions for Class 11 Chemistry Download Chapter-wise PDF for 2023-24 NCERT Solutions for Class 11 Chemistry is a study material which is developed by the faculty at ...

Download Chapter-wise NCERT Solutions for Class 12 Chemistry

Download Chapter-wise NCERT Solutions for Class 12 Chemistry NCERT Solutions for Class 12 Chemistry are drafted by the faculty at BYJU'S to help students learn all the complex concepts ...

Examples of Chemical Reactions in Everyday Life - ThoughtCo

May 11, 2024 · Chemistry happens in the world around you, not just in a lab. Matter interacts to form new products through a process called a chemical reaction or chemical change. Every ...

What is Chemistry? - BYJU'S

Branches of Chemistry The five primary branches of chemistry are physical chemistry, organic chemistry, inorganic chemistry, analytical chemistry, and biochemistry. Follow the buttons ...

Main Topics in Chemistry - ThoughtCo

Aug 17, 2024 · General chemistry topics include things like atoms and molecules, how substances react, the periodic table, and the study of different compounds.

Learn Chemistry - A Guide to Basic Concepts - ThoughtCo

Jul 15, 2024 · You can teach yourself general chemistry with this step-by-step introduction to the basic concepts. Learn about elements, states of matter, and more.

Chemistry - ThoughtCo

Learn about chemical reactions, elements, and the periodic table with these resources for students and teachers.

The 5 Main Branches of Chemistry - ThoughtCo

Jul 20, 2024 · The five main branches of chemistry along with basic characteristics and fundamental explanations of each branch.

118 Elements and Their Symbols and Atomic Numbers

Feb 7, 2019 · The list of 118 Elements and their symbols and atomic numbers will prove useful to beginners in chemistry. To learn more about how elements are classified in the periodic table, ...

NCERT Solutions Class 11 Chemistry Chapter 1 - Free PDF Download

NCERT Solutions for Class 11 Chemistry Chapter 1: Some Basic Concepts of Chemistry “Some Basic Concepts of Chemistry” is the first chapter in the Class 11 Chemistry syllabus as ...

NCERT Solutions for Class 11 Chemistry Download Chapter-wise ...

NCERT Solutions for Class 11 Chemistry Download Chapter-wise PDF for 2023-24 NCERT Solutions for Class 11 Chemistry is a study material which is developed by the faculty at ...

Download Chapter-wise NCERT Solutions for Class 12 Chemistry

Download Chapter-wise NCERT Solutions for Class 12 Chemistry NCERT Solutions for Class 12 Chemistry are drafted by the faculty at BYJU'S to help students learn all the complex concepts ...

Examples of Chemical Reactions in Everyday Life - ThoughtCo

May 11, 2024 · Chemistry happens in the world around you, not just in a lab. Matter interacts to form new products through a process called a chemical reaction or chemical change. Every ...

Unlock your understanding of chemistry with our single replacement reaction worksheet! Enhance your skills and practice essential concepts. Learn more today!

[Back to Home](#)