






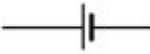



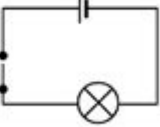
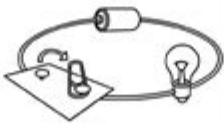
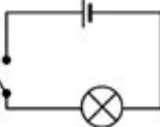
Circuits And Symbols Worksheet

GRADE 6

Circuit diagrams and symbols (1)

Name: _____

Circuit Symbols
 We remember how we put the circuits together by using a diagram or drawing a sketch. In order to save time and ensure that sketches are accurate, scientists came up with a novel way of showing the components of a circuit using special symbols. These symbols are used all over the world and help scientists, engineers and technicians to draw or record circuits more quickly and accurately.

| Component | Sketch | Symbol |
|----------------|---|---|
| Wire |  |  |
| Light bulb |  |  |
| Battery (cell) |  |  |
| Switch |  |  |
| Closed circuit |  |  |
| Open circuit |  |  |

© e-classroom 2013
www.e-classroom.co.za

Grade 6: Term 3: Natural Sciences and Technology-Electric circuits

Circuits and symbols worksheet is an essential educational tool for students and enthusiasts in the field of electronics and electrical engineering. Understanding circuits and the symbols used to represent various components is crucial for anyone looking to design, analyze, or troubleshoot electrical systems. This article will delve into the significance of circuits and symbols, explore the various components often represented in worksheets, and provide guidance on how to effectively use these resources for learning and practical applications.

Understanding Circuits

Circuits are pathways through which electric current flows. They can be simple or complex, depending on the number of components and their configurations. A basic circuit typically consists of a power source, such as a battery, wires, and a load, such as a light bulb or motor. The primary types of circuits include:

- **Series Circuits:** In a series circuit, components are connected end-to-end, so the current flows through each component sequentially. If one component fails or is removed, the entire circuit is interrupted.
- **Parallel Circuits:** In a parallel circuit, components are connected alongside each other, providing multiple pathways for the current. If one component fails, the others can still operate.
- **Combination Circuits:** These circuits incorporate elements of both series and parallel connections, allowing for more complex designs and functionalities.

Understanding these basic circuit types is fundamental for interpreting circuit diagrams and worksheets.

The Importance of Circuit Symbols

Circuit symbols are standardized representations of electrical components used in circuit diagrams. These symbols allow engineers, technicians, and students to communicate complex ideas simply and effectively. Familiarity with these symbols is crucial for reading and creating circuit diagrams.

Common Circuit Symbols

Here are some common circuit symbols that one might encounter in a circuits and symbols worksheet:

1. **Battery:** Represented by a series of long and short parallel lines, indicating the positive and negative terminals.
2. **Resistor:** Symbolized by a zigzag line, representing the opposition to current flow.
3. **Capacitor:** Shown as two parallel lines, with one line slightly curved to indicate the type of capacitor (polarized or non-polarized).

4. **Inductor:** Illustrated as a series of loops or coils, representing the component's ability to store energy in a magnetic field.
5. **Diode:** Depicted as a triangle pointing towards a line, representing the direction of current flow.
6. **Ground:** Illustrated as three horizontal lines stacked upon each other, indicating a common return path for current.
7. **Switch:** Shown as a break in a line with a lever, indicating the opening or closing of the circuit.

Familiarizing oneself with these symbols is a vital step in mastering the interpretation of circuit diagrams.

Creating a Circuits and Symbols Worksheet

A well-structured circuits and symbols worksheet can serve as an excellent resource for learning. Here are some tips for creating such a worksheet:

1. Define the Objectives

Determine the goals of the worksheet. Are you introducing basic circuit concepts, or are you focusing on advanced applications? Clearly defined objectives will guide the content you include.

2. Include a Variety of Symbols

Make sure to include a comprehensive list of circuit symbols. Group them by type (passive components, active components, etc.) and provide a brief description of each symbol's function.

3. Incorporate Circuit Diagrams

Include circuit diagrams that utilize the symbols listed in your worksheet. This will help students connect the symbols to practical applications. Consider including:

- Simple series and parallel circuit diagrams

- More complex combination circuits
- Circuit diagrams that illustrate real-world applications, such as lighting or power distribution

4. Provide Practice Problems

Incorporate practice problems that require students to interpret circuit diagrams, identify components using symbols, and even design their circuits. This hands-on approach reinforces learning and enhances understanding.

5. Offer Solutions

Include a section with solutions to the practice problems. This will allow students to check their understanding and clarify any misconceptions they may have.

Using Circuits and Symbols Worksheets in Learning

Circuits and symbols worksheets can be utilized in various educational settings. Here are some ways to effectively incorporate them into learning:

1. Classroom Activities

Teachers can use worksheets as part of interactive classroom activities. For example, students can work in groups to interpret circuit diagrams or design their circuits based on given criteria. This collaborative approach promotes teamwork and critical thinking.

2. Homework Assignments

Worksheets make excellent homework assignments. By reinforcing classroom learning, students can practice their skills independently, solidifying their understanding of circuit concepts and symbols.

3. Assessment Tools

Educators can use circuits and symbols worksheets as assessment tools to gauge students' understanding of the material. Through quizzes or tests focused on circuit symbols and diagrams, instructors can identify areas where students may need additional support.

4. Supplementary Resources

Circuits and symbols worksheets can be valuable supplemental resources for students studying independently. They can serve as reference materials, aiding in exam preparation and project work.

Conclusion

In conclusion, a circuits and symbols worksheet is a vital resource in the study of electronics and electrical engineering. By understanding circuits and the symbols that represent their components, students can develop the skills necessary to analyze and design electrical systems. A well-structured worksheet can enhance learning through clear objectives, comprehensive symbol lists, circuit diagrams, and practice problems.

Whether used in the classroom, for homework, or as an assessment tool, these worksheets help demystify the complexities of electrical systems. As technology continues to evolve, a solid foundation in circuits and symbols will remain indispensable for future engineers and technicians. By embracing these educational tools, learners can confidently navigate the fascinating world of electronics.

Frequently Asked Questions

What is a circuits and symbols worksheet used for?

A circuits and symbols worksheet is used to help students learn and understand the different components of electrical circuits and their corresponding symbols.

What are some common symbols found on a circuits and symbols worksheet?

Common symbols include resistors, capacitors, batteries, switches, and wires, each representing specific components in a circuit.

How can a circuits and symbols worksheet aid in learning electrical engineering?

It provides a visual reference for students to familiarize themselves with circuit design and analysis, reinforcing theoretical concepts through practical exercises.

Are there different types of circuits represented in a circuits and symbols worksheet?

Yes, worksheets can include series circuits, parallel circuits, and more complex configurations to illustrate various electrical concepts.

What skills can students develop using a circuits and symbols worksheet?

Students can develop skills in circuit design, problem-solving, critical thinking, and the ability to interpret circuit diagrams.

Can a circuits and symbols worksheet be used in conjunction with simulations?

Yes, worksheets can be used alongside circuit simulation software to enhance understanding and allow for practical application of concepts learned.

Who can benefit from using a circuits and symbols worksheet?

Students in middle school, high school, and even college-level courses in physics or engineering can benefit from these worksheets.

Where can I find circuits and symbols worksheets?

Circuits and symbols worksheets can be found online through educational websites, teaching resources, and in textbooks related to electronics and electrical engineering.

Find other PDF article:

<https://soc.up.edu.ph/49-flash/files?trackid=PqV64-1595&title=prophecy-cvicu-exam-a-v5-answers.pdf>

[Circuits And Symbols Worksheet](#)

Instagram

Create an account or log in to Instagram - Share what you're into with the people who get you.

Login • Instagram

Welcome back to Instagram. Sign in to check out what your friends, family & interests have been capturing & sharing around the world.

Instagram

Log in to Instagram and secure your account with two-factor authentication.

Registar • Instagram

Adere ao Instagram! Inicia sessão para veres fotos, vídeos, histórias e mensagens dos teus amigos, familiares e interesses em todo o mundo.

Instagram

Buat akun atau login ke Instagram - Bagikan hal yang Anda sukai kepada orang yang memahami Anda.

Instagram

Tạo tài khoản hoặc đăng nhập vào Instagram - Chia sẻ điều bạn quan tâm với những người hiểu bạn.

Instagram

Créez un compte ou connectez-vous à Instagram. Partagez ce que vous aimez avec les personnes qui ont les mêmes centres d'intérêt.

i.instagram.com

Log in to Instagram to connect and share with people who understand your interests.

Instagram (@instagram) • Instagram photos and videos

694M Followers, 204 Following, 8,091 Posts - Instagram (@instagram) on Instagram: "Discover what's new on Instagram 📷"

Instagram

Instagram - 100% free and secure - 100% free and secure

Connecting with Confidence on Roblox: Introducing Trusted C...

Jul 22, 2025 · The average Roblox user's friend list includes a wide variety of people: some real-life friends they ...

Introducing Avatar Settings: More Control for Developers

Jul 21, 2025 · Hello Creators, Today, we're expanding Avatar Settings to give you greater control over the look ...

Regional Pricing for Avatar Items - Roblox

Jun 26, 2025 · With Regional Pricing, Roblox will automatically apply region-specific prices to avatar items, which ...

How To Make ROBLOX "Grow a Garden" Game - Tutorial Series

Jun 21, 2025 · Hey everyone! You may know me from some of my past kit releases like the Pls Donate Kit, the ...

Roblox Innovation Awards 2025: Nominations are now o...

Jun 6, 2025 · Guess what? It's that time of the year again - the Roblox Innovation Awards (RIAs) are making ...

Enhance your understanding of electrical concepts with our circuits and symbols worksheet. Perfect for students and educators alike. Discover how to master circuits today!

[Back to Home](#)