

Circumference Of A Circle Worksheet

Name : _____

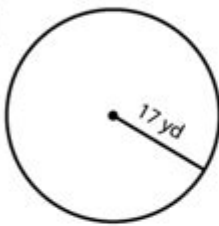
Score : _____ Date : _____



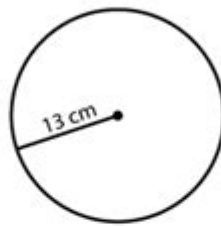
Circumference of a Circle

Calculate the circumference of each circle. Use $\pi = 3.14$

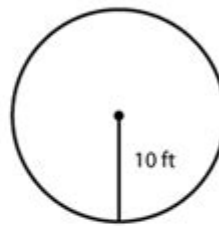
1



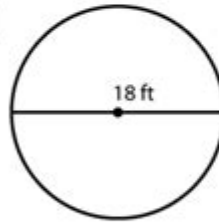
2



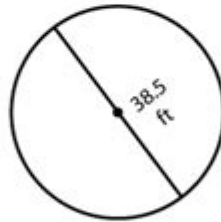
3



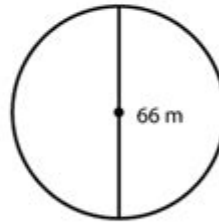
4



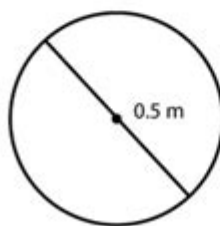
5



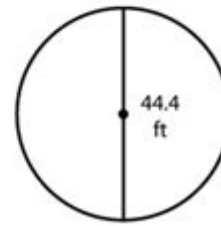
6



7



8



Circumference of a circle worksheet is an essential educational tool that can significantly enhance students' understanding of the mathematical concept of circumference. Understanding how to calculate the circumference of a circle, which is the distance around the circle, is foundational in both geometry and real-world applications. This article will explore the significance of circumference worksheets, the formulas involved, practical examples, and tips for effectively using these worksheets in a classroom or home study setting.

What is Circumference?

The circumference of a circle is defined as the total length around the circle. It is a crucial concept in geometry, with applications ranging from everyday scenarios to advanced engineering designs. To calculate the circumference, one must understand the relationship between the diameter and the radius of a circle.

Key Definitions

1. Diameter: The distance across the circle, passing through the center. It is twice the radius ($D = 2r$).
2. Radius: The distance from the center of the circle to any point on its edge. It is half of the diameter ($r = D/2$).
3. Pi (π): A mathematical constant approximately equal to 3.14159, which represents the ratio of the circumference of a circle to its diameter.

Formulas for Calculating Circumference

To find the circumference of a circle, two primary formulas are commonly used:

1. Using the Diameter:

$$C = \pi \times D$$

2. Using the Radius:

$$C = 2 \pi \times r$$

Both formulas yield the same result, and the choice of which one to use typically depends on whether the diameter or radius is provided in a problem.

Importance of a Circumference of a Circle Worksheet

A circumference of a circle worksheet serves multiple educational purposes:

- Reinforcement of Concepts: Worksheets provide students with the opportunity to practice the concepts learned in class, ensuring a deeper understanding.
- Skill Development: Regular practice helps students develop problem-solving

skills and the ability to apply the formulas accurately.

- Assessment Tool: Teachers can use worksheets to assess student understanding and identify areas needing additional focus.

Types of Problems Found on a Circumference Worksheet

Circumference worksheets can include various types of problems to challenge students at different levels:

1. Basic Calculation Problems

These problems require students to calculate the circumference given either the radius or diameter. For example:

- Calculate the circumference of a circle with a radius of 5 cm.
- Find the circumference of a circle with a diameter of 10 inches.

2. Word Problems

Word problems provide real-life contexts for circumference calculations, such as:

- A circular track has a diameter of 200 meters. How far does a runner travel after completing one lap?
- A circular garden has a radius of 4 feet. What is the length of the fence needed to enclose it?

3. Mixed Problems

These problems may require students to convert between diameter and radius before calculating the circumference. For example:

- If the diameter of a pizza is 12 inches, what is the circumference?
- A circular swimming pool has a circumference of 31.4 meters. What is its radius?

How to Use a Circumference of a Circle

Worksheet Effectively

To maximize the benefits of using a circumference of a circle worksheet, consider the following tips:

1. Introduce the Concepts

Before distributing the worksheets, ensure that students have a solid understanding of the definitions and formulas related to circumference. A brief review or a discussion can help reinforce these concepts.

2. Start with Simple Problems

Begin with basic calculation problems to build confidence. As students become more comfortable, gradually introduce word problems and mixed problems that require more critical thinking.

3. Encourage Collaboration

Promote group work or partner discussions. Working together can help students share strategies and support one another in solving problems.

4. Use Visual Aids

Incorporate diagrams of circles with labeled diameters and radii on the worksheets. Visual aids can help students better understand the relationship between the different elements of a circle.

5. Provide Immediate Feedback

After students complete the worksheets, review the answers together. This will allow for immediate feedback and clarification of any misunderstandings.

Additional Resources for Learning about Circumference

Beyond worksheets, there are numerous resources available to enhance students' understanding of circumference:

- Online Tutorials: Websites like Khan Academy and YouTube offer instructional videos and interactive exercises.
- Math Games: Websites and apps featuring math games can make learning about circumference fun and engaging.
- Books and Reference Materials: Educational books that focus on geometry can provide additional problems and explanations.

Conclusion

A circumference of a circle worksheet is more than just a collection of problems; it is a powerful educational tool that reinforces mathematical understanding and promotes critical thinking. By utilizing these worksheets effectively, educators and parents can help students grasp the concept of circumference, preparing them for more advanced topics in geometry and mathematics. Through practice, collaboration, and the use of varied resources, students can build a strong foundation in understanding circles and their properties.

Frequently Asked Questions

What is the formula for calculating the circumference of a circle?

The formula for calculating the circumference of a circle is $C = 2\pi r$, where C is the circumference and r is the radius of the circle.

How can I create a circumference of a circle worksheet for my students?

To create a circumference of a circle worksheet, include problems that ask students to calculate the circumference using given radii or diameters, along with some real-world application problems.

What types of problems should be included in a circumference of a circle worksheet?

Include problems that involve direct calculations, word problems related to real-life scenarios, and questions that require students to find missing values when given the circumference or related dimensions.

How can I make a circumference of a circle worksheet more engaging for students?

Incorporate visual aids like diagrams of circles, interactive online tools, and group activities where students measure circular objects and calculate

their circumferences.

What are some common mistakes students make when calculating circumference?

Common mistakes include confusing the radius with the diameter, misapplying the formula, or forgetting to use π (pi) in their calculations.

Find other PDF article:

<https://soc.up.edu.ph/46-rule/files?docid=NeA96-6765&title=phase-2-of-hcg-diet.pdf>

Circumference Of A Circle Worksheet

Circumference Calculator

Use this free circumference calculator to find the area, circumference and diameter of a circle.

Circumference of a Circle Calculator

Use this calculator to easily calculate the circumference of a circle, given its radius in any metric: mm, cm, meters, km, inches, feet, yards, miles, etc. If you know the diameter, first divide it by ...

Circumference - Wikipedia

In geometry, the circumference (from Latin *circumferēns* 'carrying around, circling') is the perimeter of a circle or ellipse. The circumference is the arc length of the circle, as if it were ...

Circumference of a Circle - Definition, Formulas, Examples

Aug 3, 2023 · The circumference of a circle is the distance around the boundary of the circle. It is the same as calculating the perimeter of any polygon such as triangle, square, and rectangle.

How to Calculate the Circumference of a Circle - OneSDR

Apr 21, 2025 · In this article, we'll explain what circumference means, give you the exact formula, show you how to calculate it step by step, and include a handy calculator and infographic to ...

Circle Calculator

Feb 6, 2024 · Use this circle calculator to find the area, circumference, radius or diameter of a circle. Given any one variable A, C, r or d of a circle you can calculate the other three unknowns.

Circumference - Math.net

The formula for circumference is based on the constant π (pi), which is an irrational number approximately equal to 3.14159. π is the ratio of the circumference to the diameter of any circle.

Circumference of a circle explained with examples, pictures and ...

What is circumference anyway? Answer: The circumference of a circle is the edge or rim of a circle itself. It is the equivalent of 'perimeter' for a circle. The glowing part in the circle above is ...

Circle's Circumference

The meaning of circumference is the distance around a circle or any curved geometrical shape. It is the one-dimensional linear measurement of the boundary across any two-dimensional ...

Calculate the Circumference of a Circle

This calculator will calculate the circumference of a circle given its diameter, using the famous formula $\text{circumference} = \pi \times d$. It supports different units such as meters, feet, and inches. ...

Circumference Calculator

Use this free circumference calculator to find the area, circumference and diameter of a circle.

Circumference of a Circle Calculator

Use this calculator to easily calculate the circumference of a circle, given its radius in any metric: mm, cm, meters, km, inches, feet, yards, miles, etc. If you know the diameter, first divide it by ...

Circumference - Wikipedia

In geometry, the circumference (from Latin *circumferēns* 'carrying around, circling') is the perimeter of a circle or ellipse. The circumference is the arc length of the circle, as if it were ...

Circumference of a Circle - Definition, Formulas, Examples

Aug 3, 2023 · The circumference of a circle is the distance around the boundary of the circle. It is the same as calculating the perimeter of any polygon such as triangle, square, and rectangle.

How to Calculate the Circumference of a Circle - OneSDR

Apr 21, 2025 · In this article, we'll explain what circumference means, give you the exact formula, show you how to calculate it step by step, and include a handy calculator and infographic to ...

Circle Calculator

Feb 6, 2024 · Use this circle calculator to find the area, circumference, radius or diameter of a circle. Given any one variable A, C, r or d of a circle you can calculate the other three unknowns.

Circumference - Math.net

The formula for circumference is based on the constant π (pi), which is an irrational number approximately equal to 3.14159. π is the ratio of the circumference to the diameter of any circle.

Circumference of a circle explained with examples, pictures and ...

What is circumference anyway? Answer: The circumference of a circle is the edge or rim of a circle itself. It is the equivalent of 'perimeter' for a circle. The glowing part in the circle above is ...

Circle's Circumference

The meaning of circumference is the distance around a circle or any curved geometrical shape. It is the one-dimensional linear measurement of the boundary across any two-dimensional ...

Calculate the Circumference of a Circle

This calculator will calculate the circumference of a circle given its diameter, using the famous formula $\text{circumference} = \pi \times d$. It supports different units such as meters, feet, and inches. ...

Enhance your math skills with our comprehensive circumference of a circle worksheet. Perfect for practice and mastery. Discover how to calculate it effectively!

[Back to Home](#)