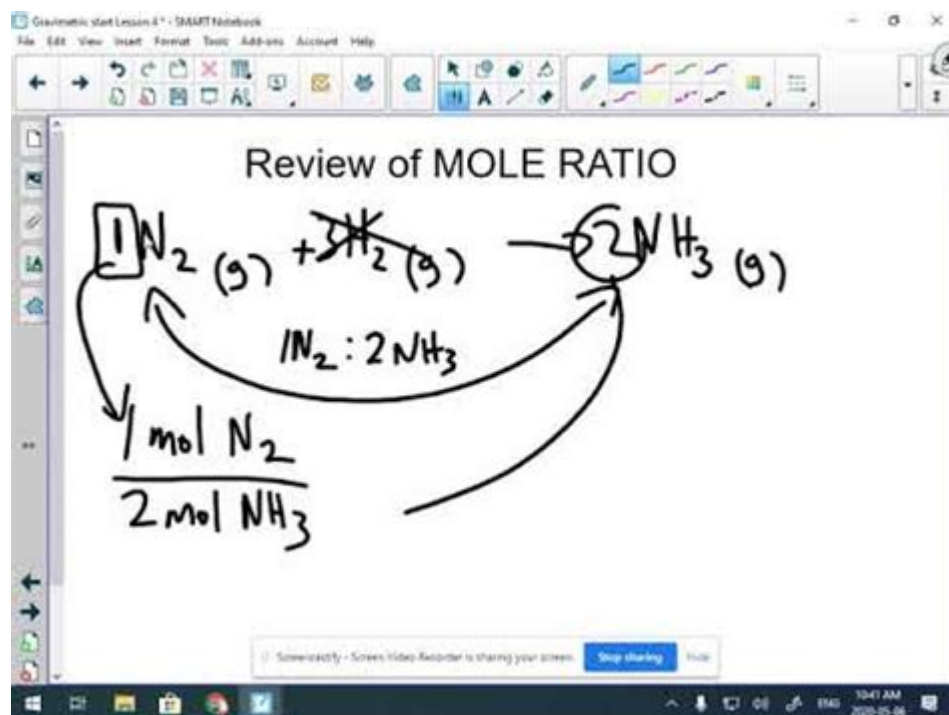


# Chemlab 12 A Mole Ratio



**Chemlab 12 a mole ratio** is an essential concept in chemistry that helps students and professionals alike to understand the quantitative relationships between substances in chemical reactions. Understanding mole ratios is crucial for conducting experiments, balancing equations, and determining the amounts of reactants and products involved in a reaction. In Chemlab 12, students explore these principles through practical applications, gaining hands-on experience that reinforces theoretical knowledge. This article will delve into the significance of mole ratios, how to calculate them, and their applications in laboratory settings.

## What is a Mole Ratio?

A mole ratio is a conversion factor derived from the coefficients of a balanced chemical equation. It represents the proportional relationship between the amounts of reactants and products involved in a reaction. Mole ratios are essential for stoichiometry, the study of the quantitative relationships in chemical reactions.

## Understanding the Basics of Moles

Before diving into mole ratios, it's important to understand what a mole is:

- **Definition of a Mole:** A mole is a unit that measures the amount of a substance. One mole contains  $(6.022 \times 10^{23})$  entities (atoms, molecules, ions, etc.), known as Avogadro's number.

- Molar Mass: The mass of one mole of a substance (in grams) is its molar mass, which is calculated based on the atomic masses of its constituent elements.

## The Importance of Mole Ratios in Chemistry

Mole ratios are crucial for several reasons:

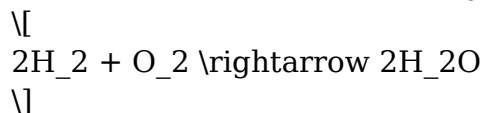
1. Balancing Chemical Equations: Understanding mole ratios allows chemists to balance equations accurately, ensuring that the law of conservation of mass is upheld.
2. Predicting Reaction Outcomes: By using mole ratios, chemists can predict the amounts of products formed from a given amount of reactants.
3. Calculating Reactants and Products: Mole ratios facilitate the calculation of the required amounts of reactants needed to produce desired quantities of products.

## How to Calculate Mole Ratios

Calculating mole ratios involves the following steps:

1. Write a Balanced Chemical Equation: Ensure that the equation is balanced, as this provides the coefficients needed for the mole ratios.

Example: For the reaction of hydrogen and oxygen to form water:



2. Identify the Coefficients: The coefficients in front of the chemical formulas represent the number of moles. In the example above:

- 2 moles of  $\text{H}_2$
- 1 mole of  $\text{O}_2$
- 2 moles of  $\text{H}_2\text{O}$

3. Formulate the Mole Ratios: From the coefficients, you can derive the mole ratios. For the example:

- The mole ratio of  $\text{H}_2$  to  $\text{O}_2$  is 2:1
- The mole ratio of  $\text{H}_2$  to  $\text{H}_2\text{O}$  is 1:1
- The mole ratio of  $\text{O}_2$  to  $\text{H}_2\text{O}$  is 1:2

## Applications of Mole Ratios in Chemlab 12

In Chemlab 12, students apply their understanding of mole ratios in various experiments. Some of these applications include:


- **Stoichiometric Calculations:** Students use mole ratios to calculate the amounts of

reactants needed for specific reactions.

- **Titration Experiments:** Mole ratios are essential in titrations, where the concentration of a solution is determined by reacting it with a known volume of another solution.
- **Gas Law Experiments:** In experiments involving gases, students often need to use mole ratios to relate the volume of gases to their moles.
- **Limiting Reactant Problems:** Students learn to identify limiting reactants using mole ratios to determine which reactant will be consumed first in a reaction.

## Example Experiment: Determining the Limiting Reactant

A common experiment in Chemlab 12 involves determining the limiting reactant in a reaction between sodium bicarbonate and acetic acid. The balanced equation is as follows:



To find the limiting reactant, follow these steps:

1. Measure the Amounts: Suppose you have 0.50 moles of sodium bicarbonate and 0.30 moles of acetic acid.
2. Determine Mole Ratios: From the balanced equation, the mole ratio of sodium bicarbonate to acetic acid is 1:1.
3. Calculate the Required Amount: You need 0.30 moles of sodium bicarbonate to react with 0.30 moles of acetic acid.
4. Identify the Limiting Reactant: Since there is more sodium bicarbonate (0.50 moles) than required (0.30 moles), acetic acid is the limiting reactant.

## Common Mistakes to Avoid with Mole Ratios

When working with mole ratios, students often make several common mistakes:

1. Neglecting to Balance Equations: Always balance the chemical equation before determining mole ratios.
2. Confusing Mole Ratios with Mass Ratios: Remember that mole ratios are based on the number of moles, not mass.
3. Incorrectly Using Coefficients: Ensure that you use the coefficients directly from the

balanced equation to derive mole ratios.

## Conclusion

**Chemlab 12 a mole ratio** is a fundamental concept that serves as the backbone of stoichiometry and chemical reactions. By grasping the significance of mole ratios, students can enhance their analytical skills, enabling them to conduct experiments with greater accuracy and confidence. Through practical applications and careful calculations, they gain a deeper understanding of how substances interact on a molecular level, laying the groundwork for future studies in chemistry and related fields. Mastery of mole ratios is not just beneficial—it's essential for anyone aspiring to excel in the world of chemistry.

## Frequently Asked Questions

### What is the mole ratio in a chemical reaction?

The mole ratio is a ratio of the coefficients of the reactants and products in a balanced chemical equation, indicating the relative amounts of substances involved.

### How do you determine the mole ratio from a balanced equation?

To determine the mole ratio, first balance the chemical equation, then use the coefficients in front of each substance to express the ratio of moles.

### Why is understanding mole ratios important in chemistry?

Understanding mole ratios is crucial for stoichiometric calculations, allowing chemists to predict how much of each reactant is needed and how much product will be formed.

### Can mole ratios be used in limiting reactant calculations?

Yes, mole ratios are essential in limiting reactant calculations as they help identify which reactant will be consumed first based on the amounts available.

### What is the mole ratio of hydrogen to oxygen in the formation of water?

The mole ratio of hydrogen to oxygen in the formation of water ( $2\text{H}_2 + \text{O}_2 \rightarrow 2\text{H}_2\text{O}$ ) is 2:1.

### How do you use mole ratios to convert grams to moles?

To convert grams to moles using mole ratios, first convert grams to moles for the

substance of interest, then use the mole ratio to find the moles of other substances involved.

## What happens if you don't use correct mole ratios in chemical calculations?

If correct mole ratios are not used, calculations may lead to inaccurate predictions of product yields or reactant requirements, potentially resulting in experimental errors.

## Are mole ratios the same in every chemical reaction?

No, mole ratios vary between different chemical reactions and must be determined from the specific balanced equation for each reaction.

## How can mole ratios assist in real-world applications like pharmaceuticals?

Mole ratios help pharmacists and chemists determine the correct amounts of reactants needed to synthesize medications, ensuring efficacy and safety in drug formulation.

Find other PDF article:

<https://soc.up.edu.ph/37-lead/Book?ID=Gcu32-8120&title=lexus-is300-manual-transmission.pdf>

## Chemlab 12 A Mole Ratio

### De 10 bästa pizzeriorna i Växjö - Tripadvisor

Vinnarna av Travellers' Choice (inklusive titeln "Best of the Best") tillhör de främsta tio procenten objekt på Tripadvisor enligt omdömen och åsikter från resenärer världen över. 1. Elvan Pizzeria & Salladsbar. Världsklass! 2. Venezia. 3. Pizzeria Lanterna. 4. Pizza Hut. 5. Pizzeria Palermo. 6. Cheezious Pizzeria. 7. Lilla Rustik. 8.

### Pizza recept - pizzadeg, pizzasås & toppingar | ICA

Med en bra pizzadeg som grund kan du göra pizzor som bjuder på något gott för alla. Här hittar du våra smarrigaste pizzarecept!

#### *Pizza Hut - Världens mest sålda Pan Pizza*

På Pizza Hut bakar vi äkta Pan Pizza, det berömda originalet och vår stolthet från 1958. Som pizzaexperter serverar vi naturligtvis också tunn italiensk pizza, världens ostigaste Cheezy Crust och innovativa Bites. Varje dag vid lunch dukar vi upp vår populära pizza- ...

#### *Maestro Pizzeria i Växjö - se meny | beställ online*

Se vår meny, beställ online och få unika erbjudanden. Vi lagar god och vällagad mat för alla smaker!

### Pizza, kebab och sallad - Pizzeria & Salladsbar Elvan Växjö

1. Margherita. 2. Funghi. 3. Vesuvio. 4. Calzone (inbakad) 5. Miss Piggy. 6. Hawaii. 7. Capricciosa. 8.

La Salame. 9. Tonno. 10. Napoletana. 11. Caruso. 12. Vegetariana. 13. Ciao-Ciao (INBAKAD) 14. Jamaica. 15. Flamenco. 16. Paradiso. 17. Kycklingpizza. 18. Kebabpizza. 19. Quattro Stagioni. 20. Palumbo.

### **Amore pizzeria - Växjö**

Njut av öl & vin till maten i vår servering! för nyheter, erbjudanden och mycket annat!

### **Pizza Lovers i Växjö - Beställ online**

Färska råvaror serveras från våran pizzeria som ligger på Infanterigatan 8 i Växjö. Vi serverar bland annat Bolognese, Di Mare, Avokadopizza och El Taco bara för att nämna några. ...

*Här hittar du Växjös bästa pizza och pizzerior - Pizzerialunden*

Vi erbjuder pizza i Växjö i Kronobergs län. Här hittar du Växjös bästa pizza och pizzerior. Vilken restaurang har den bästa pizzan i Växjö?

*Home [www.bellalaterna.se]*

Här kan du beställa din mat och få den levererad direkt hem till er eller färdig att hämta i vår restaurang. Beställ online . Bäst Italienska Restaurangen i Växjö. Du behöver inte åka till Italien på semester för att prova italiensk pizza. Nu kan Italien komma till dig!

*Hem | Padova Pizzeria*

Padova Pizzeria Vingavägen 1, 352 63 Växjö 0470-629 00

*'woman doing exercise naked' Search - XVIDEOS.COM*

1080p Perfect Natural Body Riley Reign Perform Yoga and Masturbate 13 min Nude Yoga Porn - 50.5k Views -

20,000+ Free Sexy Body Nude & Body Images - Pixabay

Browse sexy body nude images and find your perfect picture. Free HD download. Find images of Sexy Body Nude Royalty ...

### **Perfect Models, Nude Art Photography Curated by Photo...**

Enjoy this beautiful gallery of nude art and photography, curated by Photographer Jon Channell. . These ...

### **291,885 Sensuous Women Stock Photos, High-Res Pictures, and ...**

Beautiful woman in lingerie kissing your neck and feeling your skin - sensuous women stock pictures, royalty-free ...

9,290 Naked Girl Perfect Body Stock Photos - Dreamstime

Search among 9,290 authentic naked girl perfect body stock photos, high-definition images, and pictures, or look at other ...

Unlock the secrets of Chemlab 12 with our guide on mole ratios! Dive into essential concepts and practical tips. Learn more for better lab results!

[Back to Home](#)